

## Manuals+

[Q & A](#) | [Deep Search](#) | [Upload](#)

manuals.plus /

› [RUSHAR](#) /

› [RUSHAR M901-EEA 11-inch Android 16 Tablet User Manual](#)

## RUSHAR M901-EEA

# RUSHAR M901-EEA 11-inch Android 16 Tablet User Manual

Model: M901-EEA | Brand: RUSHAR

## INTRODUCTION

---

Welcome to the user manual for your RUSHAR M901-EEA 11-inch Android 16 Tablet. This guide provides essential information to help you set up, operate, and maintain your device. Please read these instructions carefully to ensure optimal performance and longevity of your tablet.



Figure 1: The RUSHAR M901-EEA 11-inch Android 16 Tablet, showcasing its sleek design and display.

## WHAT'S IN THE BOX

Upon unboxing your RUSHAR M901-EEA tablet, please verify that all the following components are included:

- RUSHAR M901-EEA Tablet
- Keyboard
- Mouse
- Type-C Cable
- Charger
- Capacitive Pen
- Protective Case
- Headphones

# 4G LTE & 5G WiFi & Bluetooth 5.0

Tablets support both SIM card networks and WiFi networks, enabling you to make high-definition calls, browse the web, watch videos, and more through a stable internet connection.

-  Bluetooth 5.0
-  3.5 mm Headphone Jack
-  Dual Loudspeaker



Figure 2: The RUSHAR M901-EEA Tablet shown with its detachable keyboard, illustrating the 2-in-1 functionality.

## PRODUCT OVERVIEW

Familiarize yourself with the physical components of your tablet.

- **Display:** 11-inch IPS HD screen with 2000x1200 resolution.
- **Cameras:** 13MP Rear Camera, 8MP Front Camera.
- **Ports:** USB-C port (for charging and OTG), 3.5mm headphone jack.
- **Speakers:** Dual stereo speakers.
- **Buttons:** Power button, Volume buttons.
- **Card Slot:** Supports SIM card and MicroSD card expansion up to 2TB.

# RUSHAR M901

11-inch FHA Display **Android 16 Tablet**



Unisoc T7280 CPU	36(12+24)GB RAM+ 521GB ROM/2TB TF	8000mAh Large Battery
---------------------	--------------------------------------	--------------------------

Figure 3: An overview of the tablet's features, including its 11-inch IPS display, 8MP+13MP cameras, 8000mAh battery, and Android 16 operating system.

## SETUP

---

### 1. Initial Charging

Before first use, fully charge your tablet using the provided Type-C cable and charger. The tablet supports 18W fast charging.

### 2. Power On/Off

- **To Power On:** Press and hold the Power button until the RUSHAR logo appears.
- **To Power Off:** Press and hold the Power button, then select "Power off" from the options on the screen.
- **To Restart:** Press and hold the Power button, then select "Restart" from the options.

### 3. SIM Card and MicroSD Card Installation

The tablet supports 4G LTE connectivity and MicroSD card expansion up to 2TB. Locate the SIM/MicroSD card tray on the side of the tablet. Use the provided SIM ejector tool to open the tray. Insert your Nano-SIM card and/or MicroSD card into the designated slots, ensuring correct orientation. Close the tray securely.

### 4. Connecting Accessories

The included keyboard and mouse connect wirelessly via Bluetooth. To pair:

1. Enable Bluetooth on your tablet via Settings > Connected devices > Bluetooth.
2. Put the keyboard/mouse into pairing mode (refer to their individual manuals if necessary).
3. Select the accessory from the list of available devices on your tablet to pair.

Alternatively, the USB-C port supports OTG (On-The-Go) functionality, allowing you to connect USB devices, including

wired keyboards and mice, using an appropriate adapter (not included).

## OPERATING SYSTEM AND FEATURES

### Android 16 OS and Gemini AI

Your tablet runs on the latest Android 16 operating system, offering enhanced security, privacy controls, and an optimized notification system. It also integrates Gemini AI for intelligent personalized settings and intuitive automation.

**Powered by the Revolutionary Android 16!**

Android 16 improves on Android 15 with better performance, security, user experience, and multi-device support, plus new features like real-time

-  Smoother, faster Performance
-  Enhanced Multitasking Experience
-  Smarter Privacy Controls
-  Longer Software Support
-  Gemini AI-Ready & Future-Proof

**ANDROID 16**

Figure 4: Visual representation of the Android 16 operating system and Gemini AI capabilities, highlighting performance optimization, security, and entertainment.

# Capture Every Moment in Clarity!



**13MP**  
Rear Camera



**8MP**  
Front Camera



**LED**  
Flash




Figure 5: Detailed view of Gemini AI functionalities, including study assistance, data analysis, report generation, real-time dialogue, scanning, translation, and schedule management.

## Connectivity

- **Wi-Fi:** Supports dual-band 5G+2.4G Wi-Fi for fast internet access. Connect via Settings > Network & internet > Wi-Fi.
- **4G LTE:** Insert a compatible SIM card to enable mobile data connectivity.
- **Bluetooth 5.0:** For connecting wireless peripherals like headphones, keyboards, and mice.
- **GPS:** Integrated GPS for navigation and location services.

## Display and Multimedia

The 11-inch IPS HD display with 2000x1200 resolution provides clear and vibrant visuals. With Widevine L1 certification, you can stream high-definition content from platforms like Netflix, YouTube, Hulu, and Prime Video in true 1080P resolution. The dual stereo speakers offer an immersive audio experience.

# 8000mAh Mega Battery Built for Your Entertainment and Productivity

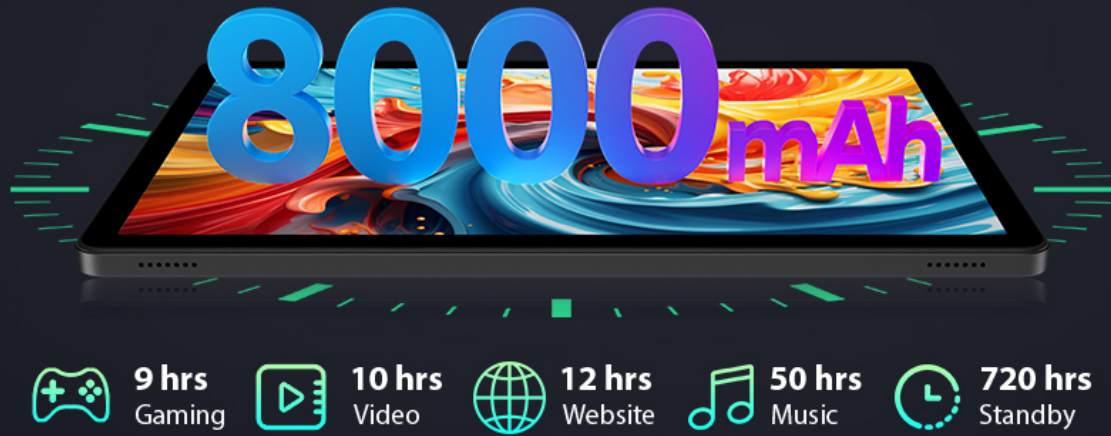


Figure 6: The tablet's 11-inch 2K FHD display, highlighting its IPS technology and Widevine L1 certification for high-quality streaming on various platforms.

## Camera Usage

The tablet features a 13MP rear camera and an 8MP front camera, suitable for video calls, capturing photos, and scanning documents. Open the Camera app to access these functions.



Figure 7: Close-up view of the tablet's camera module, detailing the 13MP rear camera, 8MP front camera, and LED flash for clear image

capture.




Figure 8: Examples of tablet usage, including video calls, gaming, high-definition video playback, and general home entertainment.

## STORAGE AND PERFORMANCE

The RUSHAR M901-EEA tablet is powered by an Octa-Core 2.0GHz processor, ensuring smooth operation for various tasks. It comes with 36GB of RAM (12GB physical + 24GB virtual) and 512GB of internal storage (ROM). Storage can be expanded up to 2TB using a MicroSD card.

# 11-inch 2K FHD Large Screen



11 Inch IPS  
Wide-angle Vision

**2K** 2000\*1200  
2K Resolution



16:10  
Excellent Display

**90%** 90%  
High Screen Ratio



Widevine L1 & Netflix FHD Support

Figure 9: Illustration of the tablet's internal components, emphasizing the Octa-Core processor, 36GB RAM, and 512GB ROM with 2TB expansion capability.

## BATTERY MANAGEMENT

The tablet is equipped with an 8000mAh battery, providing over 10 hours of usage on a single charge. It supports 18W fast charging via the USB-C port.

- **Charging:** Connect the provided charger to the USB-C port. The charging indicator will show the status.
- **Battery Life Tips:** To maximize battery life, reduce screen brightness, close unused applications, and disable Wi-Fi/Bluetooth when not in use.



Figure 10: Visual detailing the 8000mAh battery capacity and estimated usage times for gaming, video playback, web browsing, music, and standby.

## MAINTENANCE

---

- **Cleaning:** Use a soft, lint-free cloth to clean the screen and body of the tablet. Avoid abrasive materials or harsh chemicals.
- **Software Updates:** Regularly check for and install system updates to ensure your tablet has the latest features and security patches. Go to Settings > System > System update.
- **Storage Management:** Periodically clear unnecessary files and uninstall unused apps to free up storage space and maintain performance.
- **Environmental Conditions:** Avoid exposing the tablet to extreme temperatures, direct sunlight, or moisture.

## TROUBLESHOOTING

---

If you encounter issues with your tablet, refer to the following common solutions:

- **Tablet does not power on:** Ensure the battery is charged. Connect the charger and wait a few minutes before attempting to power on again.
- **Screen is unresponsive:** Try restarting the tablet. If the issue persists, a factory reset might be necessary (back up your data first).
- **Wi-Fi/4G LTE connectivity issues:** Check if Wi-Fi or mobile data is enabled. Restart your router or check your SIM card installation.
- **Applications crashing or slow performance:** Close background apps, clear app caches, or restart the tablet. Ensure sufficient storage space is available.
- **Accessories not connecting:** Ensure Bluetooth is enabled on the tablet and the accessory is in pairing mode. Recharge or replace accessory batteries if applicable.

For persistent issues, contact customer support.

## SPECIFICATIONS

---

Feature	Detail
Brand	RUSHAR
Model Name	M901-EEA
Operating System	Android 16
Processor	Octa-Core 2.0GHz (Unisoc T615)
RAM	36GB (12GB physical + 24GB virtual)
Internal Storage (ROM)	512GB
Expandable Storage	Up to 2TB via MicroSD card
Display Size	11 Inches
Display Resolution	2000x1200 IPS HD
Widevine Certification	L1
Rear Camera	13MP
Front Camera	8MP
Battery Capacity	8000mAh
Charging	18W Fast Charging, USB-C
Connectivity	4G LTE, 5G+2.4G Wi-Fi, Bluetooth 5.0, GPS
Audio	Dual Stereo Speakers, 3.5mm Headphone Jack
Weight	890g
Dimensions	30 x 20 x 2 cm

## WARRANTY AND SUPPORT

---

Your RUSHAR M901-EEA tablet comes with a manufacturer's warranty. Please refer to the warranty card included in your packaging for specific terms and conditions. For technical support, troubleshooting assistance, or inquiries regarding missing accessories, please contact RUSHAR customer service. Contact details are typically found on the product packaging or the official RUSHAR website.

When contacting support, please have your product model (M901-EEA) and purchase information ready.

