

## IGLOO Flip 'n' Sip Tumbler

# Igloo Flip 'n' Sip Stainless Steel Tumbler User Manual

## 1. INTRODUCTION

This manual provides essential information for the proper use and care of your Igloo Flip 'n' Sip Stainless Steel Tumbler. Designed for durability and advanced temperature retention, this tumbler offers a convenient and reusable solution for your beverage needs.

### Product Features

- Small 12-ounce capacity, suitable for shorter periods or single servings.
- Constructed from durable, reusable stainless steel for advanced temperature retention.
- Threaded, leakproof lid prevents spills when securely closed.
- Flip 'n' Sip lid is compatible with straws and features a mouth opening cover that opens easily and clips securely into place when open or closed.
- Integrated flat surface 'thumb-grabber' aligns with the mouth opening on the lid for intuitive use.





Image 1.1: Front view of the Igloo Flip 'n' Sip Stainless Steel Tumbler.

## 2. SETUP

Before initial use, thoroughly wash all components of the tumbler with warm, soapy water. Rinse completely and allow to air dry. Ensure the lid is securely fastened before filling with beverages.

## 3. OPERATING INSTRUCTIONS

### Using the Flip 'n' Sip Lid

1. To open the drinking spout, locate the small lever on the lid and flip it upwards. The cover will click into its open position.
2. To close the drinking spout, push the cover back down until it securely clicks into place. This ensures a leakproof seal.

3. The lid is designed to be straw-compatible. Insert a straw into the opening if desired.
4. The 'thumb-grabber' indentation on the side of the tumbler aligns with the mouth opening on the lid, providing an ergonomic grip and orientation.



Image 3.1: Detail of the Flip 'n' Sip lid, showing the open spout.

### **Temperature Retention**

The Igloo Flip 'n' Sip Tumbler is engineered with advanced insulation to maintain beverage temperatures. For optimal performance, ensure the lid is tightly screwed onto the tumbler and the drinking spout is securely closed.



Image 3.2: Front view of the tumbler, highlighting its sleek design.

## 4. MAINTENANCE AND CARE

### Cleaning

- The tumbler and lid are dishwasher safe (top rack only).

- For best results, wash thoroughly before each use.
- Do not use abrasive cleaners or scrubbers that may damage the finish.

**Important Safety Information**

- DO NOT MICROWAVE this product.
- Avoid overfilling with hot liquids to prevent burns.
- Keep out of reach of children when containing hot beverages.



Image 4.1: Underside of the tumbler with embossed care instructions.

**5. TROUBLESHOOTING**

**Leakage**

- **Issue:** Tumbler leaks when tipped or inverted.
- **Solution:** Ensure the lid is screwed on tightly and the Flip 'n' Sip spout cover is fully closed and clicked into place. Inspect the silicone gasket inside the lid for proper seating and any signs of damage. A damaged or improperly seated gasket can compromise the seal.

**Poor Temperature Retention**

- **Issue:** Beverages do not stay hot or cold for the expected duration.
- **Solution:** Verify that the lid is securely tightened and the drinking spout is completely closed. Any gaps or openings will reduce the insulation effectiveness.

**6. SPECIFICATIONS**

Feature	Detail
Brand	IGLOO
Model Name	Drinkware (Flip 'n' Sip Tumbler)

Feature	Detail
Capacity	12 Ounces (360 mL)
Material	Stainless Steel (Insulated)
Product Dimensions (WxH)	2.95" x 6.69"
Item Weight	0.61 Pounds (0.28 kg)
UPC	034223710668
Part Number	00071066
Care Instructions	Dishwasher Safe (Top Rack)

## 7. WARRANTY AND SUPPORT



### Warranty Information





This Igloo product is warranted to be free from defects in material or workmanship under normal use and service for 90 days from the date of original purchase. For additional information, please visit the Warranty Service page under Customer Care on the official Igloo website.

### Customer Support

For further assistance, product inquiries, or to report any issues, please refer to the customer support section on the official Igloo website or contact their customer service directly.

## Related Documents - Flip 'n' Sip Tumbler

	<p><a href="#">Igloo Trailmate All-Terrain Cooler with LiddUp LED Lighting</a></p> <p>Discover the Igloo Trailmate All-Terrain Cooler, featuring LiddUp LED lighting, oversized wheels, a glide handle, dry storage, and 4-day ice retention. Perfect for any outdoor adventure.</p>
	<p><a href="#">Igloo 1.6 Cu. Ft. Stainless Steel Refrigerator with Freezer Instruction Manual</a></p> <p>This manual provides operating instructions, safety precautions, and maintenance guidelines for the Igloo 1.6 Cu. Ft. Stainless Steel Refrigerator with Freezer (Model IRF16SS). It covers installation, usage, cleaning, and troubleshooting.</p>

	<p><a href="#">Igloo IGLICEB26SS Portable Stainless Steel Ice Maker: Instructions and Recipes</a></p> <p>Comprehensive guide for the Igloo IGLICEB26SS Portable Stainless Steel Ice Maker, including safety precautions, operating instructions, helpful tips, cleaning and maintenance, and recipes for beverages.</p>
	<p><a href="#">Igloo ICEB26SS Automatic Stainless Steel Ice Maker User Manual and Recipes</a></p> <p>Comprehensive user manual for the Igloo ICEB26SS Automatic Stainless Steel Ice Maker, including safety instructions, operating procedures, maintenance tips, and beverage recipes.</p>
	<p><a href="#">Igloo ICF Series Cool Boxes: Operating Manual</a></p> <p>Comprehensive operating manual for Igloo ICF series cool boxes, including models ICF18, ICF32, ICF40, ICF60, and ICF80DZ. Learn about features, operation, safety, and maintenance.</p>
	<p><a href="#">Igloo Products Corp. Warranty Policy and Service Guide</a></p> <p>Igloo Products Corp. warranty policy detailing limited warranties, service periods for coolers and accessories, and instructions for consumers and retailers on obtaining warranty service.</p>