

[Manuals.plus](#) /

› [SHA CERLIN](#) /

› SHA CERLIN Full Size Upholstered Bed Frame with LED Lights and Storage Drawer Instruction Manual

## SHA CERLIN XH79572CMF

# SHA CERLIN Full Size Upholstered Bed Frame with LED Lights and Storage Drawer Instruction Manual

Model: XH79572CMF

## INTRODUCTION

This manual provides detailed instructions for the assembly, operation, and maintenance of your SHA CERLIN Full Size Upholstered Bed Frame. Please read all instructions carefully before beginning assembly and retain this manual for future reference.



Image: The SHA CERLIN Full Size Upholstered Bed Frame in Soft Cream, featuring a wavy headboard and a footboard storage drawer.

## SAFETY INFORMATION

Please observe the following safety guidelines to ensure safe use and prevent injury or damage to the product:

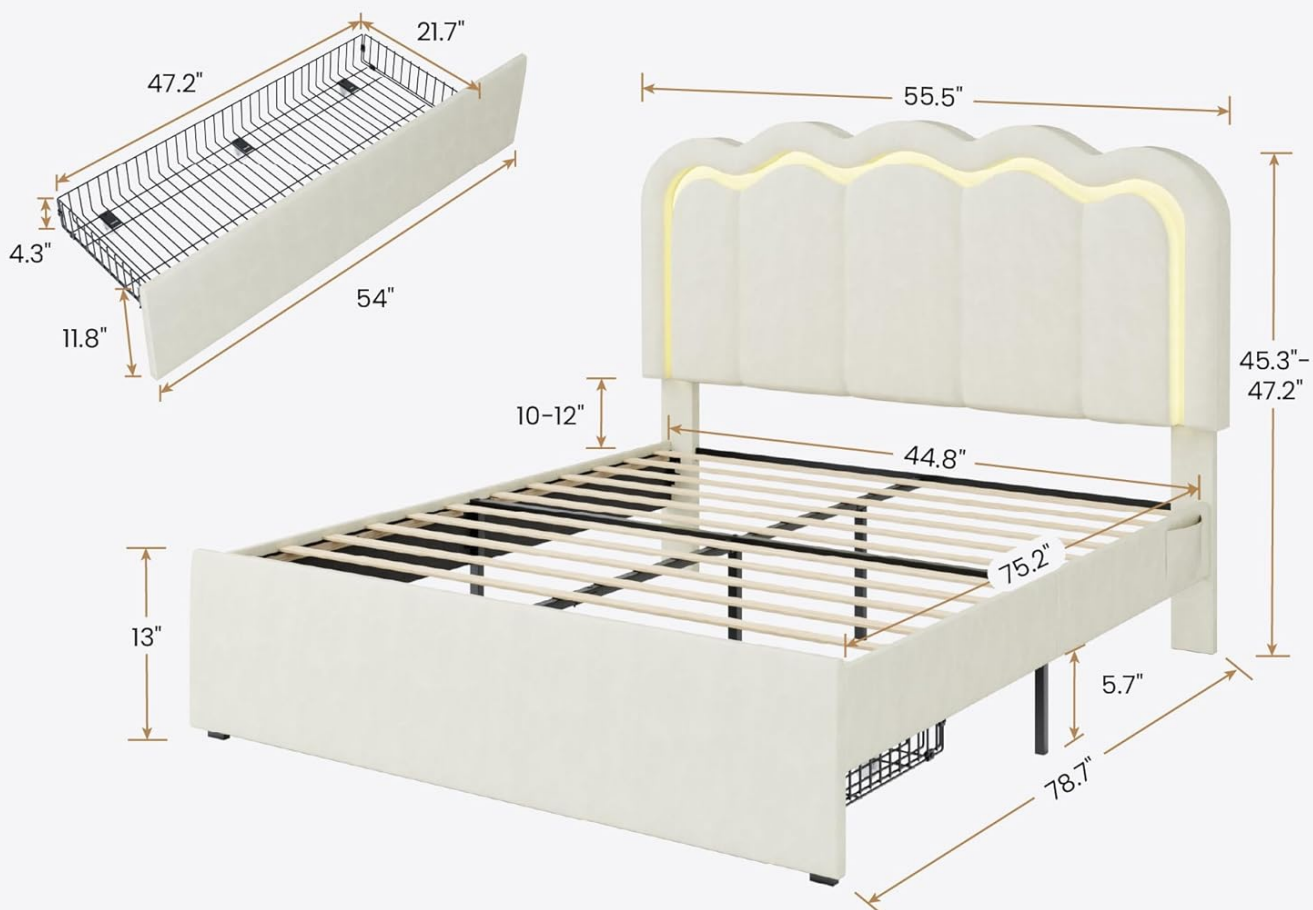
- Always follow the assembly instructions carefully to prevent instability.
- Be cautious around the LED light strip to avoid electrical shock. Ensure the power adapter is unplugged during assembly or maintenance.
- Do not exceed the maximum weight recommendation of 800 pounds for the bed frame.
- Keep small parts and packaging materials away from children during assembly.
- Ensure all connections are secure before using the bed frame.

## INCLUDED COMPONENTS

Before assembly, verify that all parts are present and undamaged. Refer to the detailed parts list in your packaging. The main components include:

- Bed Frame
- Headboard (with integrated LED strip)
- Slats
- Storage Drawer
- Assembly Hardware and Tools
- LED Remote Control

## PRODUCT INFORMATION



### Full Size (L x W x H)

78.7" L x 55.5" W x 45.3"-47.2"H

### Material

Velvet, Wood, Metal

### Weight Capacity

800 lb

Image: A detailed diagram illustrating all components of the bed frame, including the headboard, side rails, footboard with drawer, and slat system, along with overall dimensions.

## SETUP AND ASSEMBLY INSTRUCTIONS

The SHA CERLIN bed frame is designed for easy assembly. It is recommended to assemble the bed frame with two people. All necessary tools are included.

1. **Unpack Components:** Carefully unpack all parts and lay them out on a clean, soft surface to prevent scratches. Identify each component using the provided parts list.
2. **Assemble Headboard:** Attach the headboard support legs to the main headboard panel using the designated screws. Ensure the

LED strip is securely in place. The headboard height is adjustable (45-47 inches) to accommodate different mattress thicknesses.

- 3. Connect Side Rails:** Attach the side rails to the headboard and footboard using the provided bolts. Do not overtighten until all connections are made.
- 4. Install Center Support:** Secure the center support beam and legs to the bed frame.
- 5. Place Slats:** Unroll and place the wooden slats onto the side rails. The slats feature Velcro for noise-free support and easy installation. Ensure they are evenly spaced and secured.
- 6. Assemble Storage Drawer:** Assemble the large footboard drawer according to the instructions. Insert the drawer into the designated slot in the footboard. The drawer is equipped with smooth-gliding bottom wheels.
- 7. Final Tightening:** Once all parts are in place and aligned, securely tighten all bolts and screws.
- 8. Connect LED Lights:** Connect the LED light strip power cable to the adapter and plug it into a power outlet.




Image: A close-up view of the upholstered bed frame, highlighting the soft velvet material and the sturdy construction of the frame.

## SPECIFICATIONS

<b>Size:</b>	Full	<b>For Mattress Size:</b>	75" L x 54" W
<b>Product Dimension:</b>	78.7" L x 55.5" W x 45.3"-47.2"H	<b>Material:</b>	Velvet, Wood, Metal
<b>Weight Capacity:</b>	800 lb	<b>Package Weight:</b>	87 lb
<b>Box Spring Needed:</b>	No	<b>Package Content:</b>	Bed Frame, Headboard, Slats (Mattress not included)

Image: The fully assembled SHA CERLIN Full Size Bed Frame with a mattress, showcasing its overall appearance.

## OPERATING INSTRUCTIONS

### LED Light Strip Operation

Your bed frame features a smart LED light strip with various functions. Control the lights using the provided remote control or a compatible mobile application.

- **Power On/Off:** Use the power button on the remote or in the app to turn the LED lights on or off.
- **Color Selection:** Choose from over 16 million RGB colors using the color wheel in the app or preset color buttons on the remote.
- **Dynamic Effects:** Select from 20+ dynamic lighting effects, such as fading, jumping, or strobing, to create different atmospheres.
- **Music Sync Function:** Activate the music sync feature via the app to make the lights react to the rhythm of your music.
- **Timer Function:** Set a timer through the app for the lights to gently fade off as you fall asleep, promoting a calm environment.

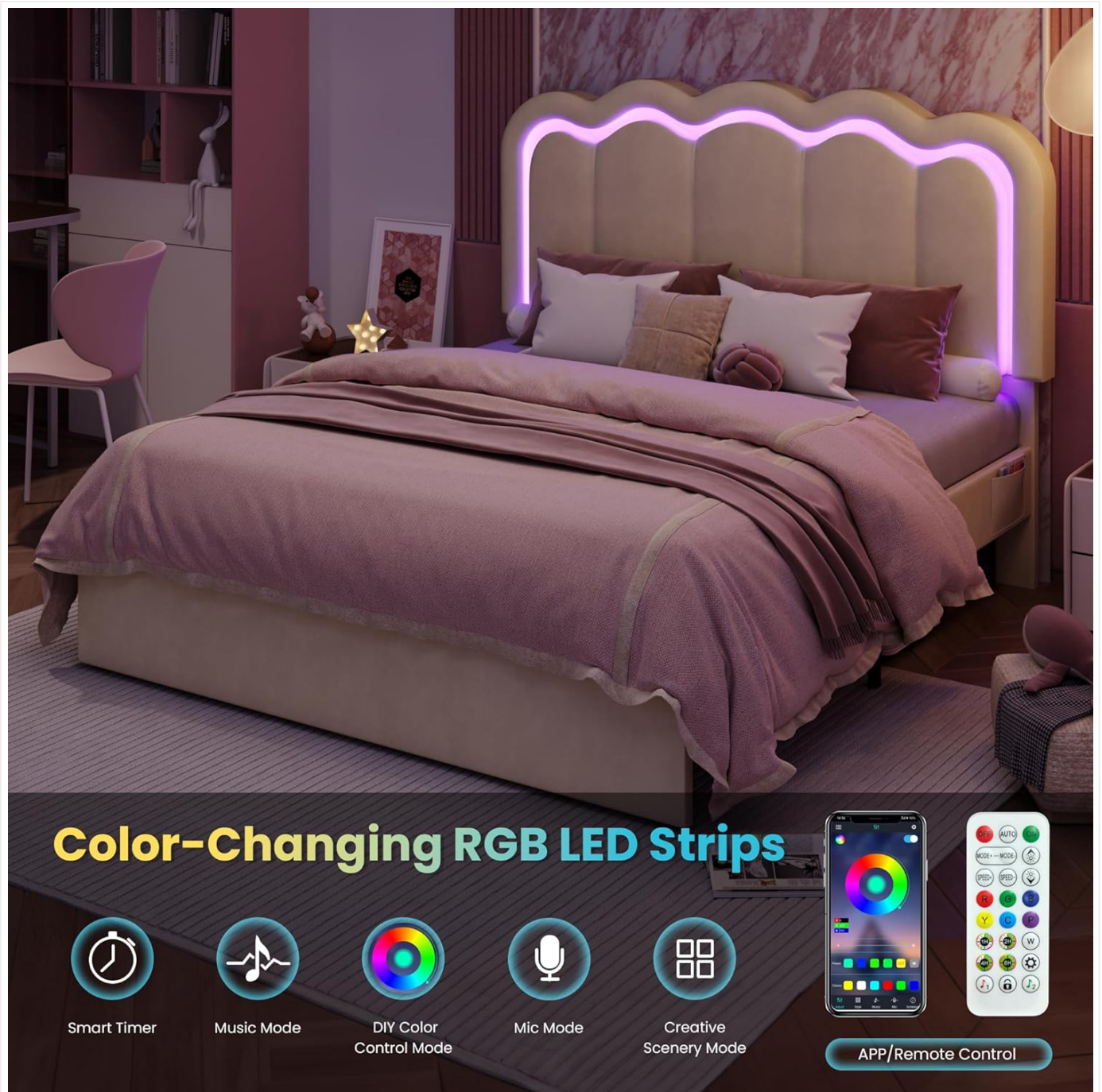


Image: An illustration of the LED light strip's capabilities, including smart timer, music mode, DIY color control, mic mode, and creative scenery mode, controllable via a mobile app or remote.

## Storage Drawer Usage

The large footboard drawer provides convenient storage for various items.

- **Opening/Closing:** Gently pull the drawer handle to open and push to close. The bottom wheels ensure smooth operation.
- **Storage Capacity:** Ideal for daily outfits, spare bedding, books, or other personal items.



## EXTRA-LARGE STORAGE DRAWER

The extra-large under-bed drawer offers a expansion of your storage space.

Image: The extra-large storage drawer at the foot of the bed, shown open and filled with various items, demonstrating its storage capacity.

### Adjustable Headboard

The wavy headboard can be adjusted to two different heights to suit your mattress thickness and preference.

- **Height Adjustment:** During assembly, you can choose between two height settings (45 inches or 47 inches) for the headboard. This adjustment is typically done by selecting different pre-drilled holes on the headboard support legs.

# 2-LEVEL ADJUSTABLE HEADBOARD

Adjust to your ideal height

45-47 inches



Image: A diagram showing the two adjustable height levels (45 inches and 47 inches) for the headboard, allowing customization for different mattress setups.

## MAINTENANCE

Proper care will extend the life and appearance of your bed frame.

- **Cleaning the Fabric:** Wipe the upholstered velvet surfaces with a dry cloth to remove dust and light debris. For spills, blot immediately with a clean, dry cloth. Avoid using harsh chemicals or abrasive cleaners.
- **Frame Cleaning:** The metal frame can be wiped with a damp cloth and mild detergent if necessary, then dried thoroughly.
- **LED Lights:** Keep the LED strip clean and free of dust. Do not attempt to disassemble the LED strip.
- **Hardware Check:** Periodically check all bolts and screws to ensure they remain tight. Retighten if necessary to maintain stability and prevent squeaking.

## TROUBLESHOOTING

Problem	Possible Cause	Solution
---------	----------------	----------

Problem	Possible Cause	Solution
Bed frame is wobbly or squeaks.	Loose hardware; uneven assembly.	Ensure all bolts and screws are securely tightened. Recheck assembly steps to confirm correct installation of all parts, especially the center support and slats.
LED lights are not working.	Power connection issue; remote control battery dead; app connectivity problem.	Check if the power adapter is properly plugged into the wall outlet and the LED strip. Replace remote control batteries. Ensure Bluetooth is enabled on your device and the app is correctly paired with the LED strip.
Storage drawer is difficult to open/close.	Obstruction; wheels are dirty or damaged; drawer not assembled correctly.	Check for any items obstructing the drawer's path. Clean the drawer wheels. Verify that the drawer was assembled according to instructions and that the wheels are properly aligned.
Headboard appears too low or too high.	Incorrect height setting chosen during assembly.	The headboard has two adjustable height settings. If you wish to change it, you will need to partially disassemble the headboard connection points and re-attach at the desired height.

## SPECIFICATIONS

<b>Model Number:</b>	XH79572CMF
<b>Size:</b>	Full
<b>Product Dimensions (L x W x H):</b>	78.7"L x 55.5"W x 47"H
<b>Material:</b>	Velvet, Wood, Metal
<b>Weight Capacity:</b>	800 Pounds
<b>Compatible Mattress Size:</b>	Full
<b>Recommended Mattress Height:</b>	8-12 inches (without box spring) or total height 8-12 inches (with box spring)
<b>Ground Clearance:</b>	5.7 Inches
<b>Number of Drawers:</b>	1
<b>Special Features:</b>	Smart LED Light Strip, Adjustable Wavy Headboard, Large Storage Drawer, Noise-Free Slats, Skin-friendly Velvet, Side Pocket
<b>Assembly Required:</b>	Yes
<b>Product Care:</b>	Wipe with Dry Cloth

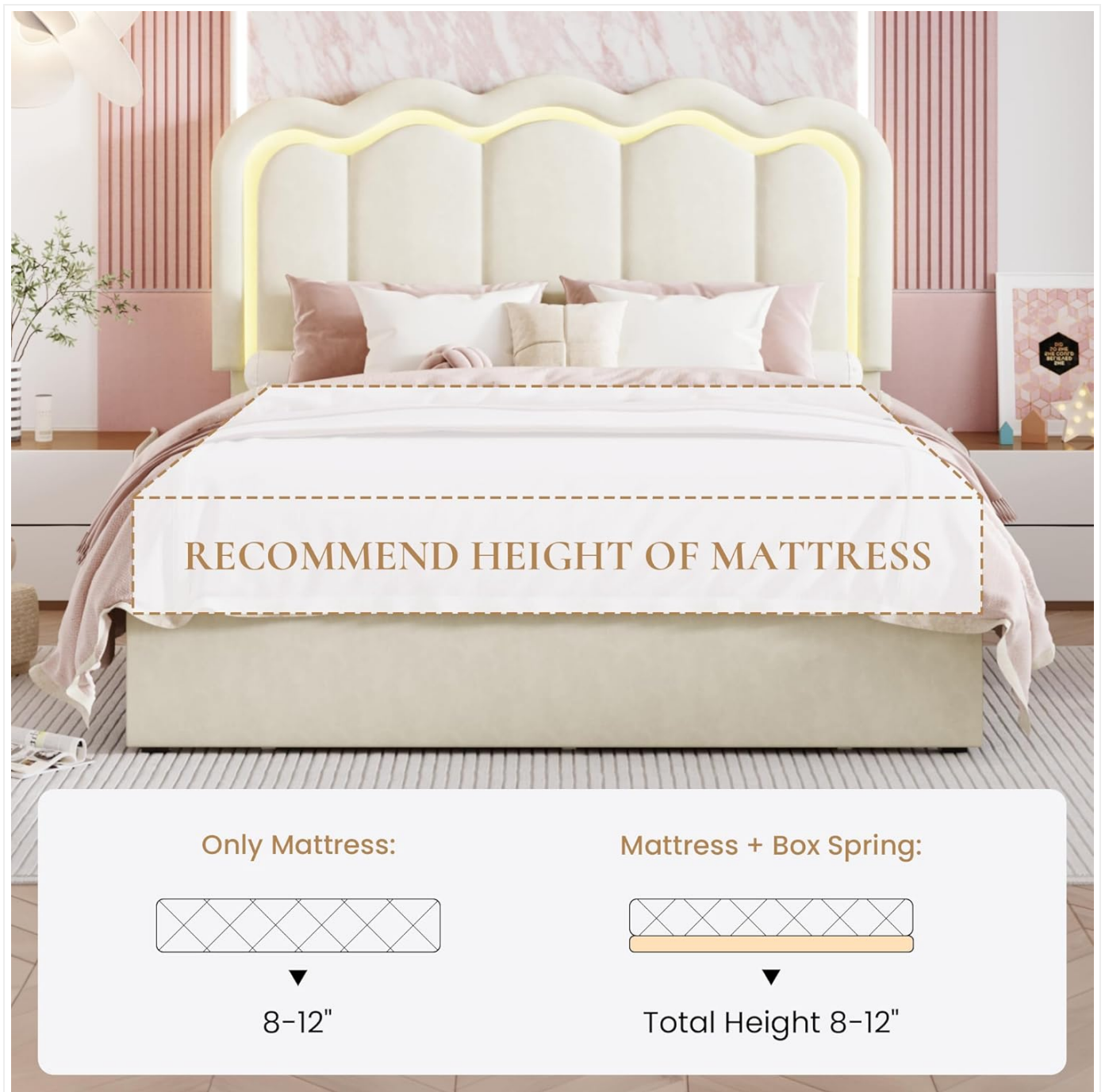


Image: A visual guide indicating the recommended mattress height (8-12 inches) for optimal fit with the bed frame, both with and without a box spring.

# PROPER GROUND CLEARANCE

5.7" Clearance for Easy Cleaning & Storage



Image: A view of the bed frame's underside, highlighting the 5.7-inch ground clearance for easy cleaning and additional storage.

## WARRANTY INFORMATION

SHA CERLIN products are manufactured to high-quality standards. Specific warranty details may vary. Please refer to the warranty card included with your product packaging or contact customer support for detailed information regarding your product's warranty period and coverage.

## CUSTOMER SUPPORT

If you have any questions, require assistance with assembly, or need to report missing/damaged parts, please contact SHA CERLIN customer support:

- **Online Support:** Visit the official SHA CERLIN website for FAQs and support resources.
- **Email:** Refer to your product packaging for the customer service email address.
- **Phone:** Refer to your product packaging for the customer service phone number.

Please have your model number (XH79572CMF) and purchase information ready when contacting support.

