

OHAYO S11

OHAYO S11 Portable Bluetooth Speaker User Manual

Model: S11

1. PRODUCT OVERVIEW

The OHAYO S11 is a portable wireless Bluetooth speaker designed to deliver high-quality audio with dynamic LED lighting. It features a rugged, waterproof design, extended battery life, and versatile connectivity options, making it suitable for various indoor and outdoor environments.

POWERFUL 16W SOUND

Immerse yourself in rich sound that can fill any space



Image: The OHAYO S11 Portable Bluetooth Speaker, showcasing its compact design and vibrant LED light ring.

Key Features:

- **16W HD Stereo Sound:** Powerful audio output with enhanced bass.
- **IPX6 Waterproof:** Resistant to splashes and water jets, ideal for outdoor use.
- **24-Hour Playtime:** Long-lasting 2600mAh rechargeable battery.
- **Dynamic LED Lights:** Five breathing light modes that sync with music.
- **True Wireless Stereo (TWS) Pairing:** Connect two S11 speakers for immersive 360° surround sound.
- **Dual Connectivity:** Bluetooth 5.3 and 3.5mm AUX input.
- **Built-in Microphone:** For hands-free calling.
- **Portable Design:** Lightweight and compact for easy transport.

2. PACKAGE CONTENTS

Ensure all items are present in the package:

- 1 x OHAYO S11 Bluetooth Speaker
- 1 x Micro USB-C Cable
- 1 x 3.5mm AUX Cable
- 1 x Quick Start Guide (this manual)



Image: A visual representation of the OHAYO S11 speaker and its included accessories: USB-C charging cable, 3.5mm AUX cable, and the user manual.

3. SETUP AND FIRST USE

Charging the Speaker:

1. Connect the provided USB-C cable to the charging port on the side of the speaker.
2. Connect the other end of the USB-C cable to a compatible USB power adapter (not included) or a computer's USB port.
3. The LED indicator will show charging status. A full charge takes approximately 3 hours.

Powering On/Off:

- Press and hold the **Power button** (⏻) for 2-3 seconds to turn the speaker ON or OFF.

Bluetooth Pairing:

1. Ensure the speaker is powered on and in Bluetooth pairing mode (the LED indicator will flash blue).
2. On your device (smartphone, tablet, laptop), enable Bluetooth and search for available devices.
3. Select "OHAYO S11" from the list.
4. Once connected, the LED indicator will turn solid blue, and you will hear an audible confirmation.

24 HOURS OF NON-STOP BEATS

Enjoy music all day long with up to 24 hours of playtime. Whether at home or outdoors, this Bluetooth speaker keeps the party going without worrying about battery life.



Image: A smartphone displaying a successful Bluetooth connection to the OHAYO S11 speaker, highlighting Bluetooth 5.3 technology.

True Wireless Stereo (TWS) Pairing:

For an enhanced stereo experience, you can pair two OHAYO S11 speakers together.

1. Ensure both S11 speakers are powered on and not connected to any other Bluetooth device.
2. On one speaker (this will be your primary speaker), press and hold the **TWS button** (refer to Quick Start Guide for exact button location, typically a dedicated button or a long press on play/pause).
3. The speakers will search for each other and automatically pair. Once paired, you will hear a confirmation tone, and the LED indicators on both speakers will synchronize.
4. Now, connect your device to the primary speaker via Bluetooth as described above. Audio will play through both speakers in stereo.



Image: Two OHAYO S11 speakers set up for True Wireless Stereo, providing immersive audio from a laptop.

4. OPERATING INSTRUCTIONS

Button Functions:



Image: A close-up view of the top panel of the OHAYO S11 speaker, illustrating the touch control buttons for power, light mode, play/pause, volume adjustment, and the side ports for AUX and USB-C.

- **Power Button:** Press and hold to turn ON/OFF.
- **Light Mode Button:** Press to cycle through 5 dynamic LED light modes or turn lights off.
- **Play/Pause Button:** Press to play or pause audio.
- **Volume Up (+):** Press to increase volume.
- **Volume Down (-):** Press to decrease volume.

LED Light Modes:

The speaker features 5 dynamic LED light modes that react to your music. Press the Light Mode button to switch between modes:

- Rainbow
- Flame
- Breathing
- Meteors
- Flash

TRUE WIRELESS STEREO

Connect two speakers together to get stereo sound and enjoy fully immersive audio

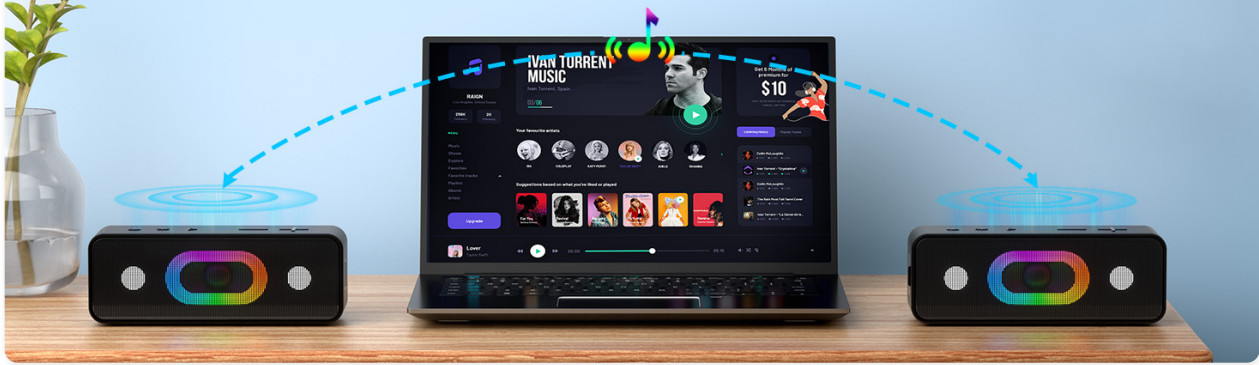


Image: The OHAYO S11 speaker displaying its dynamic LED light show, with icons representing various light modes.

Hands-Free Calling:

With the built-in microphone, you can answer calls directly through the speaker when connected via Bluetooth.

- **Answer Call:** Press the Play/Pause button once.
- **End Call:** Press the Play/Pause button once during a call.
- **Reject Call:** Press and hold the Play/Pause button for 2 seconds.

DUAL CONNECTIVITY BLUETOOTH & AUX

Whether wireless or wired, our speaker delivers pristine audio. It seamlessly connects via Bluetooth to phones and tablets, or through the AUX input to turntables and consoles.



Image: A woman in a kitchen using the OHAYO S11 speaker for a clear hands-free phone call, demonstrating its convenience.

AUX Input:


Connect devices without Bluetooth capability using the included 3.5mm AUX cable.


1. Connect one end of the 3.5mm AUX cable to your audio device's headphone jack.
2. Connect the other end to the AUX port on the OHAYO S11 speaker.
3. The speaker will automatically switch to AUX mode.


BEAT-SYNCHED LIGHT SHOW


Light up your musical atmosphere with RGB lighting effects


5 Breathing modes + Multiple colour modes


Rainbow


Flame


Breathing


Meteors


Flash









Image: The OHAYO S11 speaker demonstrating its dual connectivity, with a laptop connected via AUX cable and a smartphone connected via Bluetooth.

5. MAINTENANCE AND CARE

- Keep the speaker away from extreme temperatures and direct sunlight.
- Clean the speaker with a soft, damp cloth. Do not use harsh chemicals or abrasive cleaners.
- Ensure the charging port cover is securely closed when using the speaker near water to maintain its IPX6 waterproof rating.
- Store the speaker in a cool, dry place when not in use for extended periods.

6. TROUBLESHOOTING

Problem	Possible Cause	Solution
Speaker does not turn on.	Low battery.	Charge the speaker fully.
Cannot pair via Bluetooth.	Speaker is not in pairing mode or already connected to another device.	Ensure speaker is in pairing mode (flashing blue LED). Disconnect from other devices. Restart both speaker and device.
No sound or low volume.	Volume too low on speaker or device; incorrect input mode.	Increase volume on both speaker and connected device. Check if the correct input mode (Bluetooth/AUX) is selected.
TWS pairing fails.	Speakers are too far apart or already connected to other devices.	Ensure speakers are close to each other and not connected to any other Bluetooth devices before initiating TWS pairing.

7. SPECIFICATIONS

Feature	Detail
---------	--------

Feature	Detail
Model Name	S11
Speaker Type	Portable Speaker
Connectivity Technology	Bluetooth 5.3, Auxiliary, Wireless
Speaker Maximum Output Power	16 Watts
Battery Capacity	2600 Milliamp Hours
Playtime	Up to 24 hours (at 30% volume)
Water Resistance Level	IPX6 Waterproof
Bluetooth Range	Up to 66 Feet
Product Dimensions	2.6"D x 7.36"W x 2.16"H
Item Weight	1.08 pounds
Material	Acrylonitrile Butadiene Styrene (ABS), Aluminum, Metal
Input Voltage	5 Volts (DC)
Signal-to-Noise Ratio	80 dB
Audio Latency	16 Milliseconds

8. WARRANTY AND SUPPORT

Warranty Information:

The OHAYO S11 Portable Bluetooth Speaker comes with an extended warranty. For specific terms and conditions, please refer to the warranty card included in your package or contact OHAYO customer support.

Customer Support:

If you encounter any issues or have questions regarding your OHAYO S11 speaker, please contact our customer support team. Contact details can be found in the Quick Start Guide or on the official OHAYO website.

9. PRODUCT VIDEO

Your browser does not support the video tag.

Video: An official product video from OHAYO Direct showcasing the S11 speaker's features, including its dynamic LED lights and suitability for festive occasions. Title: "OHAYO S11 - Let the Christmas party be fun!"

