



Manuals.plus /

› REDDYDY /

› REDDYDY RD2 Electric Offroad Scooter User Manual

REDDYDY RD2

REDDYDY RD2 Electric Offroad Scooter User Manual

Model: RD2

1. SAFETY INFORMATION

Always wear a helmet and appropriate safety gear when operating the REDDYDY RD2 Electric Offroad Scooter. Familiarize yourself with local regulations regarding electric scooter use. This scooter is designed for adult use only. Ensure all components are securely fastened before each ride.

The REDDYDY RD2 Electric Offroad Scooter is UL2272 certified, ensuring compliance with electrical safety standards.

2. PACKAGE CONTENTS

Upon unboxing, verify that all components are present:

- REDDYDY RD2 E-Scooter (1 unit)
- Instruction Manual (1 unit)
- Charger (1 unit)
- Tool Kit (1 unit)

Parts list



Image: Included components for the REDDYDY RD2 Electric Offroad Scooter.

3. SETUP

3.1 Initial Assembly

The REDDYDY RD2 scooter comes partially assembled. Use the provided tool kit to complete the assembly. Ensure all bolts and fasteners are tightened according to the diagrams in the manual.

3.2 Handlebar Adjustment

Adjust the handlebar height to a comfortable position for safe riding. Secure the quick-release clamp firmly after adjustment.

3.3 Seat Installation (Premium Model)

For the Premium model, attach the removable seat to the designated mounting points on the scooter deck. Ensure it is stable and securely fastened.



Image: Standard versus Premium REDDYDY RD2 Electric Offroad Scooter, highlighting the included seat for the Premium model.

3.4 Tire Inflation

The 10.5-inch off-road tires require proper inflation for optimal performance and safety. Refer to the tire sidewall for recommended pressure. Use a suitable pump to inflate the tires before your first ride.

3.5 Initial Charging

Before first use, fully charge the 60V 25Ah battery. Connect the charger to a standard power outlet and then to the scooter's charging port. The charging time is approximately 8 hours. The battery pack has an IPX7 waterproof rating.

4. OPERATING INSTRUCTIONS

4.1 Powering On/Off

To power on the scooter, press and hold the power button on the display. To power off, repeat the action. The scooter features NFC intelligent unlocking for added security; use the provided unlock card to activate the system.



Image: Smart LCD Display with NFC intelligent unlocking.

4.2 Display Functions

The smart LCD display provides real-time information including current speed, battery level, odometer, and selected gear mode. Use the mode buttons to navigate through settings and adjust parameters.

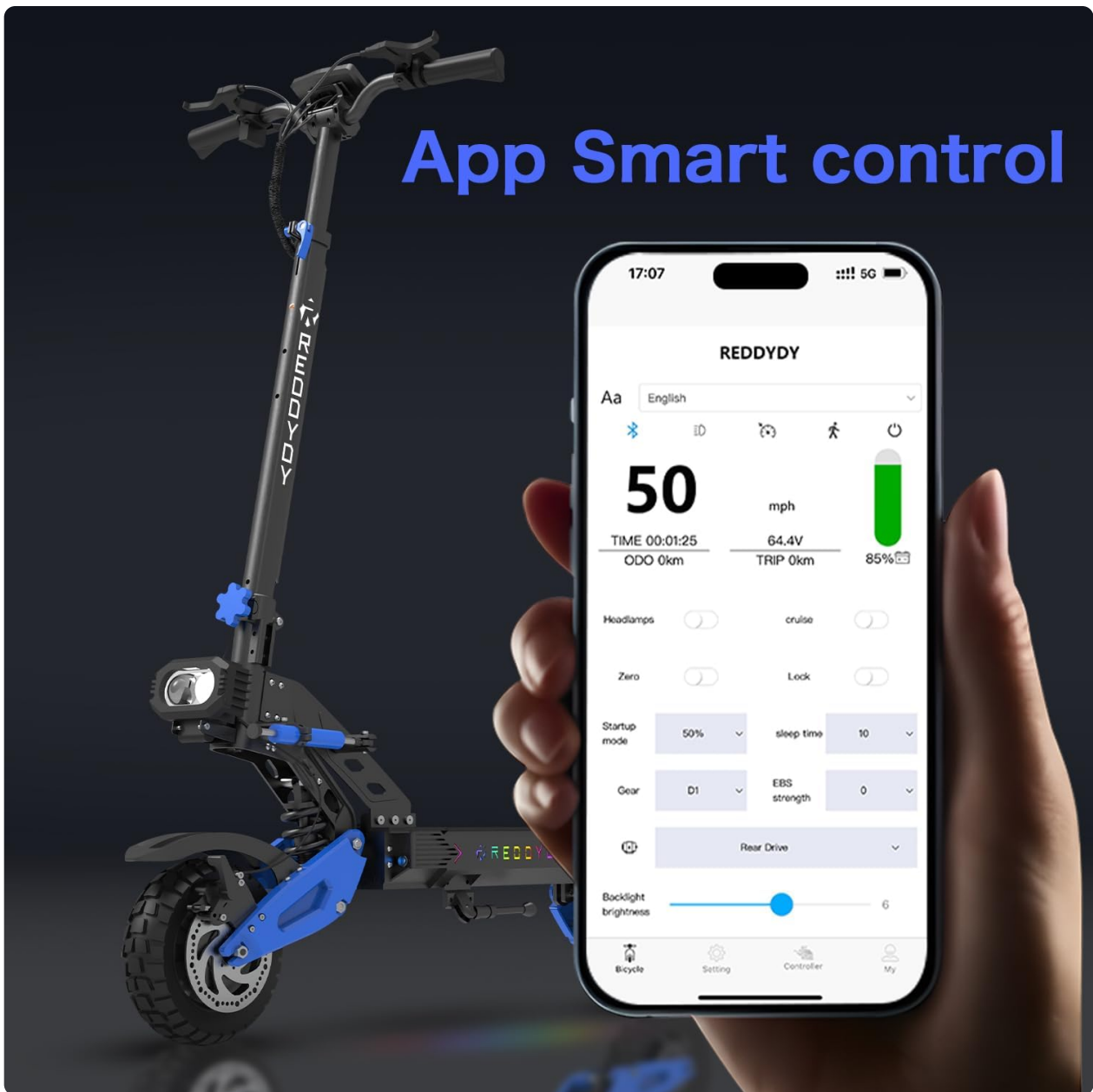


Image: App Smart Control interface for the REDDYDY RD2 scooter.

4.3 Speed Modes and Motor Control

The REDDYDY RD2 is equipped with a 5000W peak dual motor, capable of reaching speeds up to 50 MPH. It offers multiple speed modes and the option to switch between single and dual motor operation for varying power and range needs. The adjustable steering damper enhances stability for a safer ride.



Image: 5000W Dual Motor capabilities.



Image: Adjustable Steering Damper for enhanced stability.

4.4 Braking System

The scooter features front and rear hydraulic disc brakes for reliable stopping power. Always apply brakes

smoothly and evenly to maintain control.

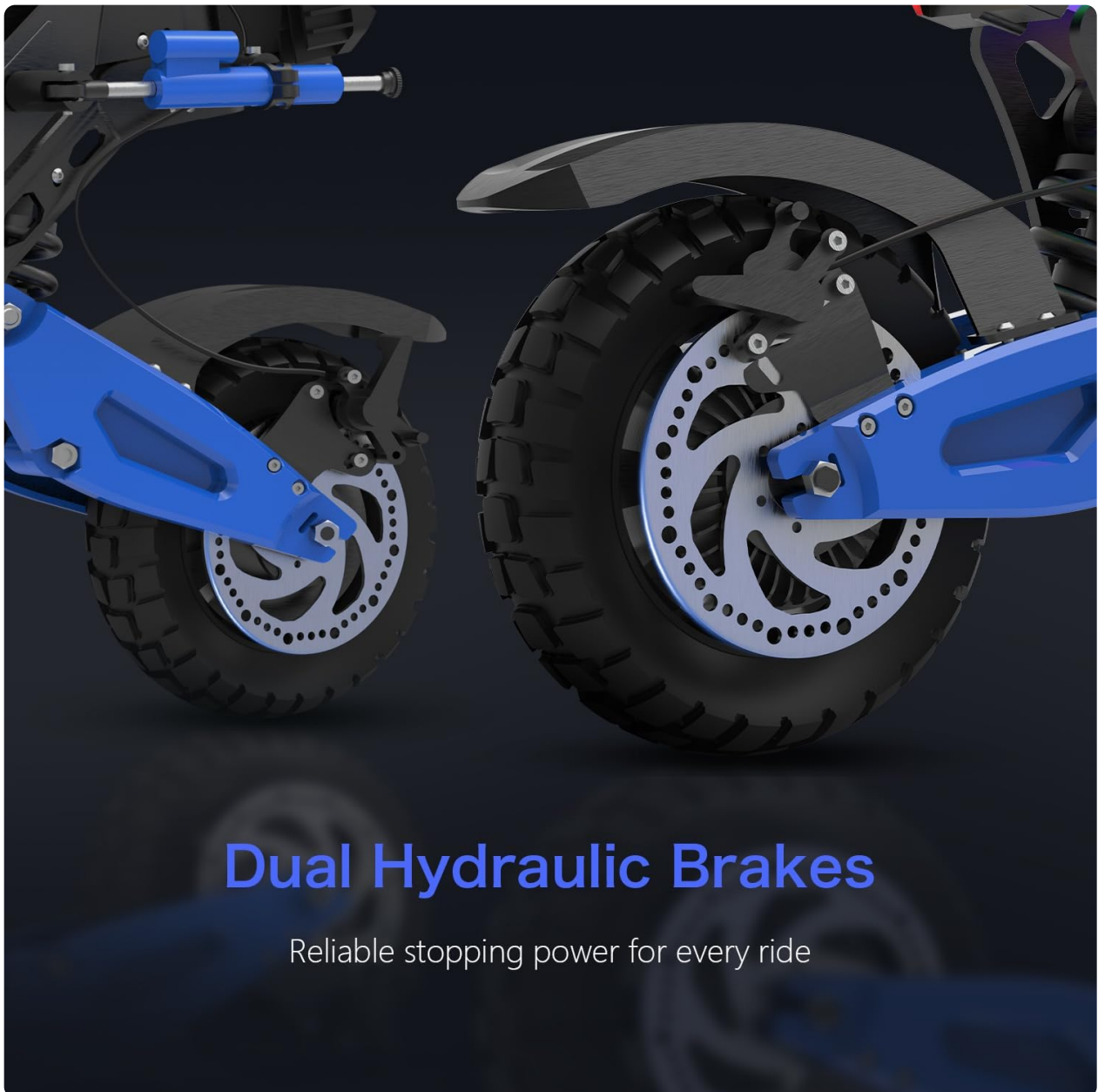


Image: Dual Hydraulic Disc Brakes.

4.5 Lighting

The REDDYDY RD2 is equipped with high-brightness headlights for night riding, tail lights, and turn signals for visibility. The deck also features RGB lighting.

4.6 Folding Mechanism

The lightweight aluminum alloy frame allows the scooter to be folded for easy storage and transport. Follow the instructions in the detailed manual for safe folding and unfolding.



Image: Scooter in unfolded and folded positions, illustrating portability.

Your browser does not support the video tag.

Video: Official REDDYDY RD2 Electric Scooter overview, demonstrating features and usage.

5. MAINTENANCE

5.1 Battery Care

To maximize battery life and maintain the 55-mile range, charge the 60V 25Ah battery regularly. Avoid fully draining the battery and store the scooter in a cool, dry place when not in use. The battery pack is IPX7 waterproof.

5.2 Tire Maintenance

Regularly inspect the 10.5-inch off-road tires for wear and tear, and maintain correct tire pressure. Proper tire maintenance ensures a smooth and comfortable ride on various terrains.



Image: 10.5-inch All-Terrain Tires.

5.3 Brake Inspection

Check the front and rear hydraulic disc brakes periodically for responsiveness and wear. Adjust or replace

brake pads as needed to ensure optimal stopping performance.

5.4 Suspension Check

The dual suspension system provides excellent shock absorption. Inspect the suspension components for any damage or unusual movement to ensure a stable and comfortable ride.

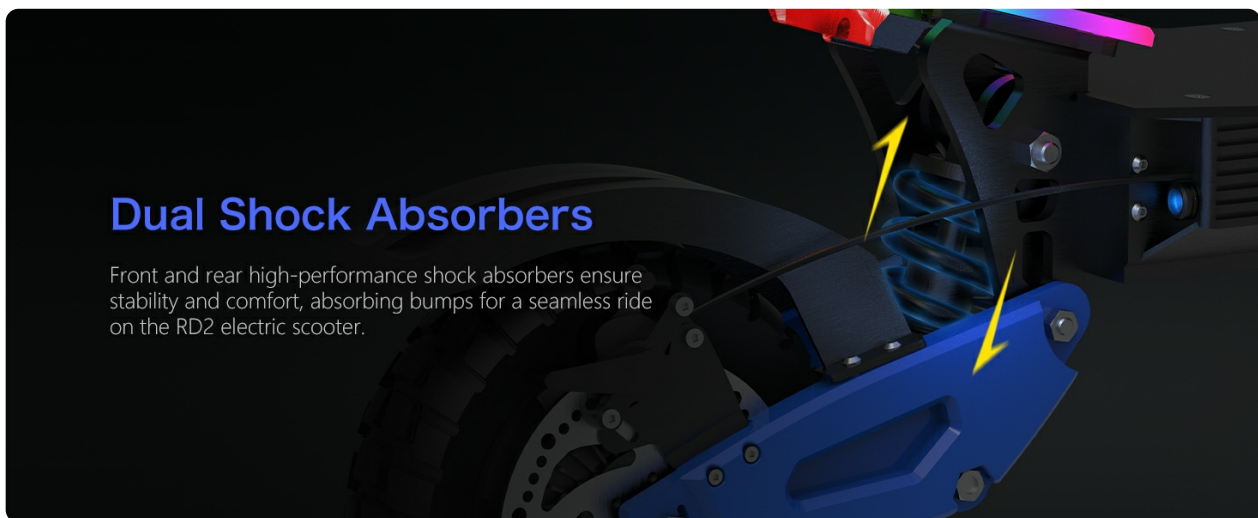


Image: Dual Shock Absorbers for a smooth ride.

5.5 General Cleaning

The scooter has an IPX5 waterproof rating, allowing for light cleaning with a damp cloth. Avoid high-pressure washing or submerging the scooter to prevent damage to electrical components.



Image: IPX6 Waterproof Resistance of the REDDYDY RD2 scooter.

6. TROUBLESHOOTING

If you encounter any issues with your REDDYDY RD2 scooter, please refer to the comprehensive troubleshooting guide in the full instruction manual. Common issues may include:

- Power not turning on: Check battery charge and connections.
- Motor not engaging: Verify speed mode and motor selection.
- Braking issues: Inspect brake levers, cables, and pads.

For persistent problems, contact customer support.

7. SPECIFICATIONS

Feature	Specification
Brand	REDDYDY
Model Name	RD2
Motor Power	5000W Peak Dual Motor
Max Speed	50 MPH
Battery	60V 25Ah
Max Range	55 Miles
Tires	10.5 Inch Off-Road
Brakes	Front and Rear Hydraulic Disc
Suspension	Dual Suspension
Frame Material	Aluminum
Weight Limit	120 Kilograms
Waterproof Rating	IPX5 (Scooter), IPX7 (Battery Pack)
Charging Time	8 Hours
Product Dimensions (LxWxH)	25"L x 50"W x 52"H
Included Components	E-Scooter, Instruction Manual, Charger, Tool Kit



5000W

Dual motors

50 MPH

Max speed

60V 25Ah

Battery capacity

55 Miles

Max Range

Image: Key specifications of the REDDYDY RD2 Electric Offroad Scooter.



Image: REDDYDY RD2 Electric Offroad Scooter dimensions.

8. WARRANTY AND SUPPORT

8.1 Limited Manufacturer Warranty

The REDDYDY RD2 Electric Offroad Scooter comes with a 6-month limited manufacturer warranty. This warranty covers parts and labor for defects that occur under normal use conditions. Please retain your proof of purchase for warranty claims.

8.2 After-Sales Service

For additional or consumable parts beyond the warranty period, REDDYDY provides continued support. Contact our customer service team for assistance with parts, technical inquiries, or any other support needs. For further assistance, please visit the REDDYDY Store.

