

## Monster W57

# Monster Sleep Ear100 Earbuds Instruction Manual

Model: W57

---

## INTRODUCTION

Welcome to the Monster Sleep Ear100 Earbuds instruction manual. These earbuds are designed for comfort, especially for side sleepers, offering high-fidelity audio and advanced features like Sleep Mode and ENC noise cancellation. Please read this manual carefully to ensure proper use and optimal performance of your device.

## WHAT'S IN THE BOX

---

- Monster Sleep Ear100 Earbuds (Left and Right)
- Charging Case
- Adapter (Charging Cable)
- User Manual (This document)



*Image: The Monster Sleep Ear100 Earbuds resting inside their open charging case, showcasing their compact design and the charging contacts.*

## SETUP

---

### 1. Charging the Earbuds and Case

Before first use, fully charge the earbuds and the charging case.

- Place the earbuds into the charging case. Ensure they are correctly seated.
- Connect the charging case to a power source using the provided adapter.
- The indicator light on the charging case will show charging status. A full charge provides up to 32 hours of playtime with the case, and 8 hours on a single earbud charge.

# Power Through Day and Night



*Image: An illustration showing the Monster Sleep Ear100 Earbuds and their charging case, highlighting the 8 hours of playtime per single charge and 32 hours total with the charging case.*

## 2. Bluetooth Pairing

The earbuds utilize advanced Bluetooth 6.0 technology for a stable connection.

1. Open the charging case. The earbuds will automatically enter pairing mode.
2. On your device (smartphone, tablet, etc.), go to Bluetooth settings and enable Bluetooth.
3. Select "Monster Sleep Ear100" from the list of available devices.
4. Once connected, you will hear a confirmation tone, and the earbuds will be ready for use.

# Bluetooth 6.0 Technology

Chip offers faster connections  
lower power consumption, and more stable transmission



*Image: A visual representation of the Monster Sleep Ear100 Earbuds pairing with a smartphone via Bluetooth 6.0, showing the device listed in the phone's Bluetooth settings.*

### 3. Proper Fit for Comfort

For optimal sound quality and comfort, especially for side sleepers, ensure a proper fit.

- Gently insert the earbuds into your ear canal.
- Twist slightly to secure them in place. The ultra-minimalist design and pliable, hypoallergenic silicone tips are crafted for comfort during extended wear and side sleeping.



# Ultra-Comfort Even for Side Sleepers



3D Ergonomic Design



Ultra-Soft Silicone



*Image: A person comfortably sleeping on their side while wearing the Monster Sleep Ear100 Earbuds, illustrating the ergonomic design for side sleepers.*

## OPERATING INSTRUCTIONS

### 1. Power On/Off

- **Power On:** Open the charging case, and the earbuds will automatically power on.
- **Power Off:** Place the earbuds back into the charging case and close the lid. They will automatically power off and begin charging.

### 2. Touch Controls (One-Tap Control)

The Monster Sleep Ear100 Earbuds feature intuitive touch controls. The specific functions may vary slightly depending on your device and application.



# One-Tap Control



*Image: A man touching the surface of a Monster Sleep Ear100 Earbud, illustrating the one-tap control feature.*

- **Play/Pause:** Single tap on either earbud.
- **Next Track:** Double tap the right earbud.
- **Previous Track:** Double tap the left earbud.
- **Answer/End Call:** Single tap on either earbud during an incoming call.
- **Reject Call:** Press and hold either earbud for 2 seconds during an incoming call.
- **Activate Voice Assistant:** Triple tap on either earbud.

### 3. Sleep Mode

Activate Sleep Mode for an undisturbed experience, ideal for sleeping.

- **Activation:** Consult your device's specific instructions for activating Sleep Mode. This mode is designed to silence notifications, disable accidental touch controls, and eliminate low battery beeps.
- **Benefits:** Ensures a peaceful and comfortable sleep without interruptions.

# Unique Sleep Mode

Meet your side sleeping needs.



*Image: A man sleeping soundly with Monster Sleep Ear100 Earbuds, with icons indicating "No operating sound," "Prevent accidental touch," "No power failure alarm," and "Support single ear," illustrating the features of Sleep Mode.*

## 4. Enhanced Noise Cancelling (ENC) for Calls

The earbuds feature an ENC-enhanced microphone to reduce background noise during calls.

- This technology ensures clear conversations even in noisy environments like streets, gyms, or windy outdoors.

# Multiple Noise Reduction

Combined with ENC call noise reduction, effectively blocking up to 30dB of noise



(it effectively reduces up to 30dB of unwanted noise for clearer conversations.)



*Image: A woman wearing Monster Sleep Ear100 Earbuds in a subway setting, with an overlay indicating "Multiple Noise Reduction" and "-30dB," signifying effective noise blocking for clearer conversations.*

## 5. Pure Monster Sound

Experience high-fidelity immersive stereo sound with deep bass and rich studio quality.

- The premium diaphragms provide enhanced clarity and detail, bringing music to life.



# Pure Monster Sound

Feel powerful bass & crystal-clear highs, hear every detail.



*Image: A detailed exploded view diagram of an earbud speaker, illustrating the various components that contribute to the "Pure Monster Sound" with powerful bass and crystal-clear highs.*

## MAINTENANCE

---

### 1. Cleaning

- Regularly clean the earbuds and charging case with a soft, dry, lint-free cloth.
- Do not use abrasive cleaners, alcohol, or chemical solvents.
- Ensure charging contacts are free from dust and debris.

### 2. Storage

- When not in use, store the earbuds in their charging case to protect them and keep them charged.
- Store in a cool, dry place away from extreme temperatures.

# Small Size, Can Be Carried Around, Convenient for Travel



*Image: A hand placing the compact Monster Sleep Ear100 charging case into a pocket, demonstrating its small size and portability for travel.*

### 3. Water Resistance (IPX6)

The Monster Sleep Ear100 Earbuds are IPX6 waterproof.

- This rating means they are resistant to sweat, splashing water, and rain.
- Do not submerge the earbuds in water.
- Ensure the earbuds are dry before placing them back in the charging case to prevent damage.



# IPX6 Waterproof

Resistant to sweat, water and rain.



*Image: Two Monster Sleep Ear100 Earbuds covered in water droplets, with text indicating "IPX6 Waterproof" and "Resistant to sweat, water and rain," demonstrating their durability against moisture.*

## TROUBLESHOOTING

If you encounter any issues, please refer to the following common solutions:

Problem	Solution
Earbuds not pairing	<ul style="list-style-type: none"><li>• Ensure earbuds are charged.</li><li>• Turn off and on your device's Bluetooth.</li><li>• Forget "Monster Sleep Ear100" in your device's Bluetooth settings and re-pair.</li><li>• Place earbuds back in the case, close, wait 5 seconds, then open again.</li></ul>

Problem	Solution
No sound from one earbud	<ul style="list-style-type: none"><li>• Ensure both earbuds are charged.</li><li>• Try resetting the earbuds (refer to manufacturer's website for specific reset instructions if needed).</li><li>• Re-pair the earbuds with your device.</li></ul>
Charging issues	<ul style="list-style-type: none"><li>• Check the charging cable and adapter for damage.</li><li>• Ensure the charging contacts on the earbuds and case are clean and dry.</li><li>• Try a different power outlet or USB port.</li></ul>
Accidental touches during sleep	<ul style="list-style-type: none"><li>• Activate Sleep Mode to disable touch controls.</li><li>• Ensure earbuds are properly seated to minimize movement.</li></ul>

## SPECIFICATIONS

Feature	Detail
Model Name	W57
Brand	Monster
Connectivity Technology	Wireless (Bluetooth 6.0)
Ear Placement	In Ear
Form Factor	In Ear
Item Weight	2.39 ounces
Water Resistance	IPX6 (Resistant to sweat, water, and rain)
Noise Cancellation	ENC (Environmental Noise Cancellation) for calls
Playtime (Single Charge)	Up to 8 hours
Total Playtime (with Charging Case)	Up to 32 hours



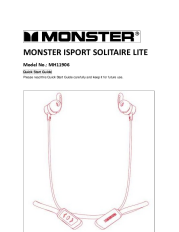



## WARRANTY AND SUPPORT

Monster products are designed and manufactured to the highest quality standards. For information regarding warranty coverage and customer support, please refer to the warranty card included with your product or visit the official Monster website.

For further assistance, please contact Monster customer support through their official channels.



## Related Documents - W57

	<p><a href="#">Monster Airmars XKT13 True Wireless Bluetooth Headphones User Manual</a></p> <p>Comprehensive user manual for the Monster Airmars XKT13 true wireless Bluetooth headphones, covering product specifications, packaging contents, schematic descriptions, charging, indicator lights, operational controls for music playback, calls, and gaming mode, factory reset procedures, precautions, warnings, hazardous substance information, FCC compliance, and warranty service.</p>
	<p><a href="#">Monster Airmars XKT26 True Wireless Bluetooth Headphones - User Manual</a></p> <p>Official user manual for Monster Airmars XKT26 true wireless Bluetooth headphones. This guide provides detailed information on product features, specifications, operation, charging, pairing, mode switching, precautions, warnings, hazardous substance information, FCC compliance, and warranty service.</p>
	<p><a href="#">Monster iSport Solitaire Lite MH11906 Quick Start Guide</a></p> <p>This guide provides essential information for setting up and using your Monster iSport Solitaire Lite MH11906 Bluetooth headphones, covering product overview, controls, pairing, music playback, call management, voice control, and LED indicator status.</p>
	<p><a href="#">Monster Open Ear AC225 Bluetooth Headphones Quick Start Guide</a></p> <p>A concise guide to setting up and using your Monster Open Ear AC225 Bluetooth Headphones, covering charging, pairing, wearing, and basic operations.</p>
	<p><a href="#">Monster N-Lite 213 (MH22237) Wireless Earbuds Quick Start Guide</a></p> <p>Get started with your Monster N-Lite 213 (MH22237) wireless earbuds. This guide covers product overview, charging, pairing, wearing, touch controls, indicator lights, and safety information.</p>
	<p><a href="#">Monster Aria Free Quick Start Guide - Wireless Open Ear Headphones</a></p> <p>Get started quickly with the Monster Aria Free open-ear wireless headphones. This guide covers charging, pairing, controls, and wearing instructions for model MH22134.</p>