



[Manuals.plus](#) /

› [SEDETA](#) /

› SEDETA Farmhouse L Shaped Standing Desk Instruction Manual

## SEDETA B0G1B7PLSL

# SEDETA Farmhouse L Shaped Standing Desk Instruction Manual

Model: B0G1B7PLSL

## INTRODUCTION

---

This manual provides detailed instructions for the assembly, operation, and maintenance of your SEDETA Farmhouse L Shaped Standing Desk. This desk features an adjustable height mechanism, integrated power outlets, LED lighting, and ample storage solutions, designed to enhance your home office environment.

## SAFETY INFORMATION

---

### Important Safety Warnings:

- Always ensure the desk is properly anchored to the floor to prevent tipping.
- Do not exceed the maximum weight limit of 200 lbs (90.7 kg).
- Exercise caution when using the electrical components and keep them away from liquids.
- Always follow the provided instructions for safe assembly and use.
- Keep children and pets away from the desk during operation to prevent injury.

## PACKAGE CONTENTS

---

Before beginning assembly, verify that all components are present and undamaged. Refer to the included parts list in your separate assembly guide.

# Product Size



Maximum load capacity:  
**176 lbs**

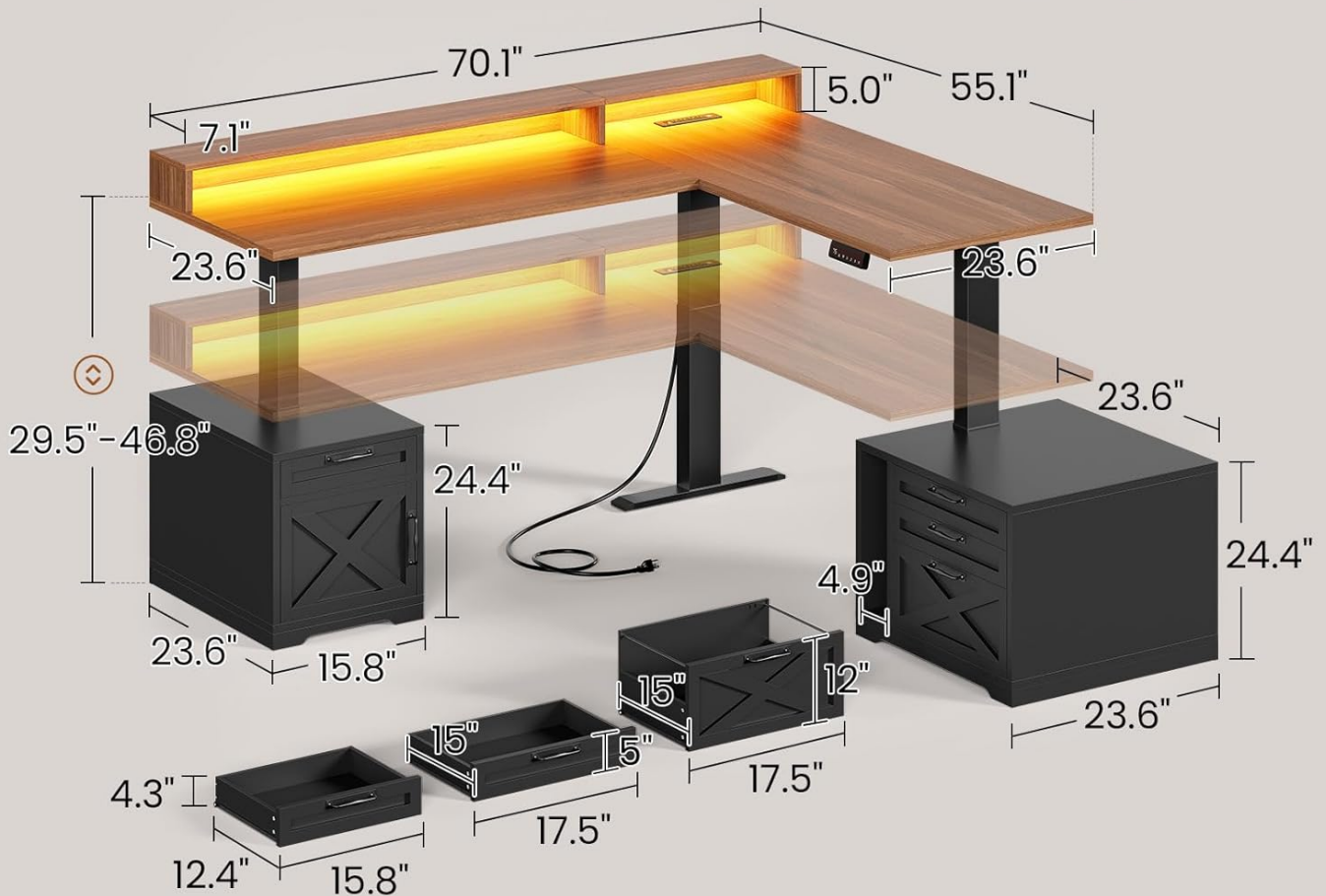


Image: Overview of the SEDETA L Shaped Standing Desk, showing overall dimensions and individual components like drawers and cabinets. The maximum load capacity is 176 lbs.

## SETUP AND ASSEMBLY

The SEDETA Farmhouse L Shaped Standing Desk requires assembly. It is recommended to have two people for assembly due to the weight and size of the components. The product comes unassembled and requires the user to follow assembly instructions to set it up. Please refer to the separate detailed assembly manual included in your package for step-by-step instructions.

**Approximate Assembly Time:** 5-6 hours (with breaks, for two people).

**Important:** Assemble the desk in its final intended location as it is heavy and difficult to move once assembled.

# Ample Storage

Includes: 1 Cabinet, 3 drawers, 1 file drawer



Storage Cabinet



Legal size



Letter / A4 size

Image: An aerial view of the assembled L-shaped desk, highlighting the spacious desktop area and integrated storage units.

## OPERATING INSTRUCTIONS

### Adjustable Height Mechanism

The desk features an electric height adjustment system with a control panel located on the desktop. This allows you to switch between sitting and standing positions.

- **Height Range:** 29.5 inches to 46.8 inches.
- **Control Panel:** Features an LED display, up/down buttons, and three memory height presets (1, 2, 3).
- **Operation:** Use the up/down arrows to adjust the height. Press and hold a numbered button (1, 2, or 3) to save the current height. Press a saved preset button to move the desk to that height.
- **Reset Function (RST):** If the desk encounters an error or does not move smoothly, press and hold the 'RST' button to reset the system.
- **Noise Level:** The motor operates at less than 45 dB for quiet adjustments.

# Work smarter, Live Healthier

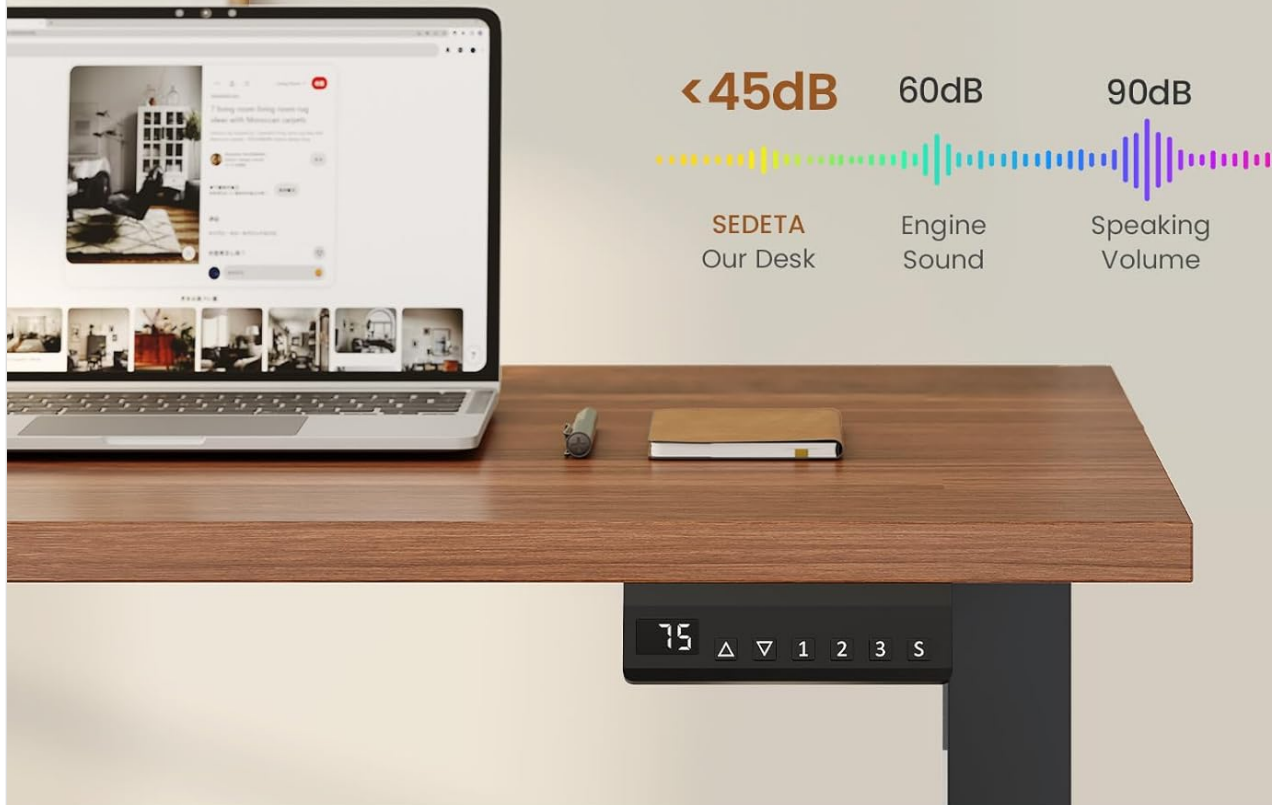
Choose the height that works best for you



Image: The L-shaped standing desk shown at its lowest (29.5 inches) and highest (46.8 inches) positions, demonstrating the adjustable height feature.

# Noise-Free Elevation

Quiet lifts, calm workspace



LED Display



Up / Down



3 Memory Heights



RST

Image: Close-up of the desk's control panel with an LED display, up/down buttons, three memory presets (1, 2, 3), and a reset button (RST).

## Integrated Power Outlet and USB Ports

The desk includes a built-in power strip for convenient device charging and power access.

- **Outlets:** 4 AC outlets (120V / 12A).
- **USB Ports:** 2 USB ports (5V / 2A).
- **Master Switch:** A master on/off switch controls power to all outlets and USB ports.
- **Power Cord:** 6.5-foot power cord.



Image: Close-up of the built-in power strip on the desk, showing 4 AC outlets, 2 USB ports, and a master on/off switch, with a phone charging wirelessly nearby.

## Smart RGB LED Lighting

The desk features integrated smart RGB LED lighting for customizable ambiance.

- **Color Options:** Over 60,000 colors and DIY modes.
- **Dynamic Modes:** 29 dynamic modes available.
- **Music Sync:** Built-in microphone allows lights to sync with music.
- **Control:** Controllable via remote or smartphone application.



**4 AC Outlets**  
120V / 12A



**2 USB Ports**  
5V / 2A



**Switch**  
On / off




**Power Cord**  
6.5-Foot

Image: The L-shaped desk illuminated with vibrant RGB LED lighting, showcasing the customizable lighting feature and control options.

## Storage Features

The desk is equipped with various storage options to keep your workspace organized.

- **Drawers:** Includes 3 storage drawers.
- **File Drawer:** 1 file drawer designed to hold letter, A4, or legal-sized files.
- **Storage Cabinet:** 1 storage cabinet for larger items.
- **Monitor Stand:** An elevated monitor shelf helps alleviate pressure on the back and neck, while also providing additional storage space.



## Standing Desk with Led Light



Over 60000  
Colors & DIY



Built-in  
Mic



Music  
Sync



Timing  
Function



Key Control



APP Control

Image: Various storage compartments of the desk, including a storage cabinet, three drawers, and a file drawer capable of holding legal and A4/letter-sized files.



## Full Size Monitor Stand

keep your posture correct and reduce neck strain



Image: The integrated monitor stand on the desk, showing how it elevates monitors to promote better posture and reduce neck strain.

## MAINTENANCE

Regular maintenance ensures the longevity and optimal performance of your desk.

- **Cleaning:** Wipe surfaces with a soft, damp cloth. Avoid harsh chemicals or abrasive cleaners that may damage the finish.
- **Electrical Components:** Ensure all electrical connections are secure. Do not expose the power outlet or LED lights to moisture.
- **Moving Parts:** Periodically check all screws and fasteners to ensure they are tight. Do not lubricate the lifting mechanism unless specifically instructed by the manufacturer.
- **Weight Distribution:** Distribute weight evenly across the desktop and avoid placing excessively heavy items on the adjustable section. The maximum weight capacity is 200 lbs.

## TROUBLESHOOTING

If you encounter issues with your desk, refer to the following common solutions:

Problem	Possible Cause	Solution
Desk does not move up or down.	Power cable disconnected, motor error, or system needs reset.	Check power connections. Press the 'RST' button on the control panel to reset the system. Ensure no obstructions are blocking the lifting mechanism.
LED lights are not working.	Power switch off, loose connection, or faulty LED strip.	Ensure the master switch for the power outlet is on. Check the connection of the LED strip. If using the app, ensure it's properly connected.
Desk movement is slow or uneven.	Overload, uneven weight distribution, or motor issue.	Reduce the weight on the desk (maximum 200 lbs). Redistribute items evenly. Perform a system reset.
Parts arrived damaged or missing.	Shipping damage or packaging error.	Contact SEDETA customer support immediately for replacement parts or assistance.

## SPECIFICATIONS

Feature	Detail
Brand	SEDETA
Model	B0G1B7PLSL
Desk Design	L-Shaped Executive Desk
Product Dimensions (D x W x H)	23.62"D x 73"W x 29.5"H
Adjustable Height Range	29.5" to 46.8"
Color	Black
Style	Farmhouse
Base Material	Engineered Wood
Top Material Type	Engineered Wood
Frame Material Type	Steel
Lifting Mechanism	Electric
Maximum Weight Recommendation	200 Pounds (90.7 kg)
Item Weight	158.73 Pounds (72 kg)
Included Components	Monitor Stand, LED Lights, Power Outlet, USB Ports, Drawers
Number of Drawers	4 (3 storage, 1 file)
Number of Cabinets	1

Feature	Detail
Power Outlet	4 AC Outlets (120V/12A), 2 USB Ports (5V/2A)
LED Lighting	RGB, 60,000+ colors, 29 modes, music sync, remote/app control
Required Assembly	Yes
Assembly Tools Included	No

## WARRANTY AND SUPPORT

---

This product comes with a Limited Warranty. For specific warranty details, please refer to the documentation included with your purchase.

If you have any questions, require assistance with assembly, or need to report damaged/missing parts, please contact SEDETA customer support. Contact information can typically be found on the packaging or in the separate assembly manual.

## PRODUCT VIDEO OVERVIEW

---

Your browser does not support the video tag.

Video: An overview of the SEDETA L Shaped Standing Desk, demonstrating its features including adjustable height, storage, and LED lighting. This video provides a visual guide to the desk's functionality and design.

