Saved from manuals.plus.
Open the live page for links to other documents and user manuals.

MINISO MS103

MINISO MS103 AI Translator Earbuds User Manual

Model: MS103

1. Product Overview

The MINISO MS103 AI Translator Earbuds are a versatile 3-in-1 device offering real-time translation, high-definition call clarity, and premium audio. Designed for travel, business, and learning, these earbuds support translation across 135 languages with high accuracy and minimal delay. The charging case features an intuitive full-color touchscreen for easy control.



The MINISO MS103 AI Translator Earbuds are shown in their charging case, which features a vibrant touchscreen display.

Key Features:

- **3-in-1 Functionality:** Real-time translation, HD call clarity, and premium audio.
- **135 Language Support:** Seamless translation for a wide range of global languages.
- **Intuitive LCD Touchscreen:** Control music, EQ settings, voice commands, and other tools directly from the charging case.
- **Multiple Translation Modes:** Hands-Free, Touch Control, Photo Translate, AI Chat, Meeting Mode, Hybrid Mode, Voice Notes, and Video Subtitle Translation.
- **Open-Ear Comfort:** Ergonomic design for extended wear.
- **Advanced ANC Technology:** Active Noise Cancellation for immersive audio.
- **'Find My Earbuds' Function:** Locate misplaced earbuds via the companion app.
- **Long Battery Life:** Up to 50 hours of total playtime with the charging case.
- **IPX5 Waterproof:** Resistant to splashes and sweat.

2. What's in the Box

Please check the package contents upon unboxing:

- MINISO MS103 Earbuds (x2)

- Charging Case (x1)
- USB-C Charging Cable (x1)
- User Manual (x1)
- Quick Start Guide (x1)
- Lanyard (x1)



An image displaying all items included in the MINISO MS103 product box: charging case, earbuds, quick start guide, USB-C cable, lanyard, and user manual.

3. Setup Guide

3.1 Charging the Earbuds and Case

Before first use, fully charge the earbuds and charging case. Connect the provided USB-C cable to the charging port on the case and to a power source. The touchscreen display will indicate the charging status.

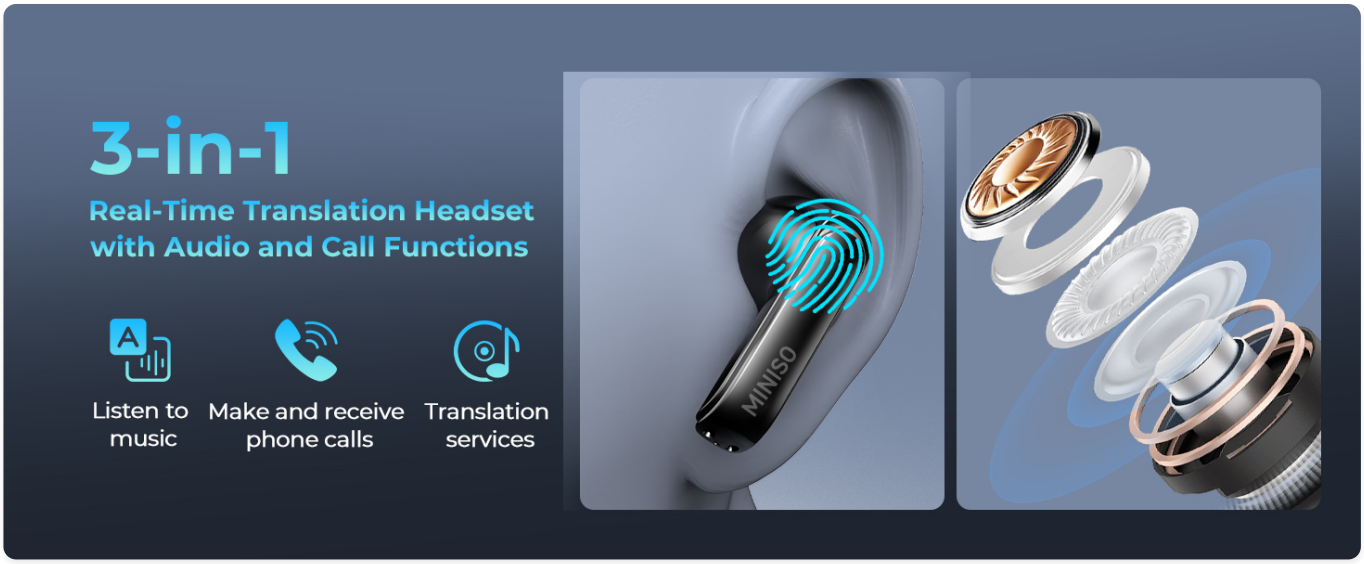

A visual summary of the MINISO MS103's key attributes, including extended battery life, high-fidelity audio, IPX5 water resistance, and comfortable design.

3.2 App Download and Installation

To access the full translation features, download the free AuralIntelli app on your smartphone (compatible with iPhone & Android).

1. Scan the QR code provided in the Quick Start Guide or search for "AuralIntelli" in your device's app store.
2. Follow the on-screen instructions to download and install the app.

▶ **Watch video online**
MINISO MS103 APP Download and Usage

This video guides users through downloading the AuralIntelli app, connecting the MINISO MS103 earbuds, and utilizing the AI dialogue translation feature within the app.

3.3 Bluetooth Pairing

Pair your earbuds with your smartphone to enable audio and translation functions.

1. Open the charging case. The earbuds will automatically enter pairing mode.
2. On your smartphone, go to Bluetooth settings and search for "MINISO-MS103".
3. Select "MINISO-MS103" to connect.
4. Open the AuralIntelli app and tap "Add New Device" on the home screen.
5. Find "MS103C" in the app's Bluetooth list and click to connect.

▶ **Watch video online**
MINISO MS103 Touch Operation

This video demonstrates how to connect the MINISO MS103 earbuds via Bluetooth and use the touchscreen controls on the charging case for music playback and volume adjustment. It also shows the earbud touch control instructions.

4. Operating Instructions

4.1 Earbud Touch Controls

The earbuds feature touch-sensitive areas for various functions:

- **Play/Pause, Answer/Hang up:** Press once (L/R)
- **Volume Up:** Press twice (R)
- **Volume Down:** Press twice (L)
- **Next Song:** Press three times (R)
- **Previous Song:** Press three times (L)
- **Wake up Voice Assistant:** Long press (L)
- **Reject Call:** Long press
- **Game Mode:** Press and hold the right earbud for two seconds.
- **Music Mode:** Press and hold for two seconds again to switch back.



A visual guide to the touch controls on the MINISO MS103 earbuds, explaining gestures for media playback, call management, and mode switching.

4.2 Charging Case Touchscreen Controls

The charging case's full-color touchscreen allows direct control over various functions without needing your phone:

- **Music Playback:** Control play/pause, skip tracks, and adjust volume.
- **EQ Settings:** Customize audio equalization.
- **Voice Commands:** Activate your device's voice assistant.
- **Handy Tools:** Access features like alarm, stopwatch, and remote camera control.
- **System Settings:** Adjust language, brightness, and other device preferences.

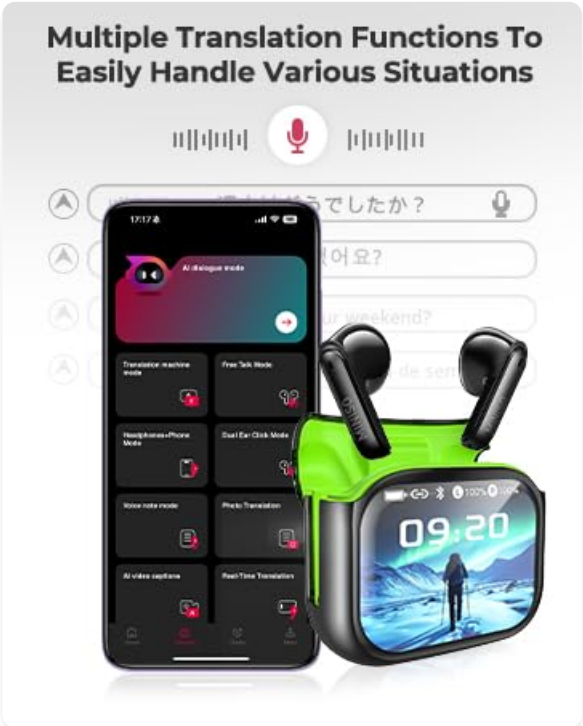

A detailed view of the MINISO MS103 charging case's LED screen, showcasing its diverse functions including translation, brightness control, power management, and device location.

4.3 Translation Features (via AuralIntelli App)

The AuralIntelli app unlocks the full potential of your MINISO MS103 earbuds for translation:

- **AI Dialogue Mode:** Engage in natural dialogue with an AI assistant for instant answers.
- **Translation Machine Mode:** Facilitates real-time conversations, breaking down language barriers in meetings or daily interactions.
- **Free Talk Mode:** Enables seamless two-way communication between different languages.
- **Photo Translation:** Instantly recognize and translate text from images using your phone's camera.
- **AI Video Captions:** Generate real-time subtitles for videos in supported applications.
- **Voice Notes:** Automatically transcribe spoken memos.
- **Real-time Translation:** Provides instant interpretation for spoken language.



An overview of the eight practical translation functions available through the AuralIntelli app for the MINISO MS103 earbuds, suitable for various scenarios.

4.4 'Find My Earbuds' Function

If you misplace your earbuds, use the 'Find My Earbuds' feature in the AuralIntelli app. It will show their last known location on a map and can trigger an audible alert to help you pinpoint them.

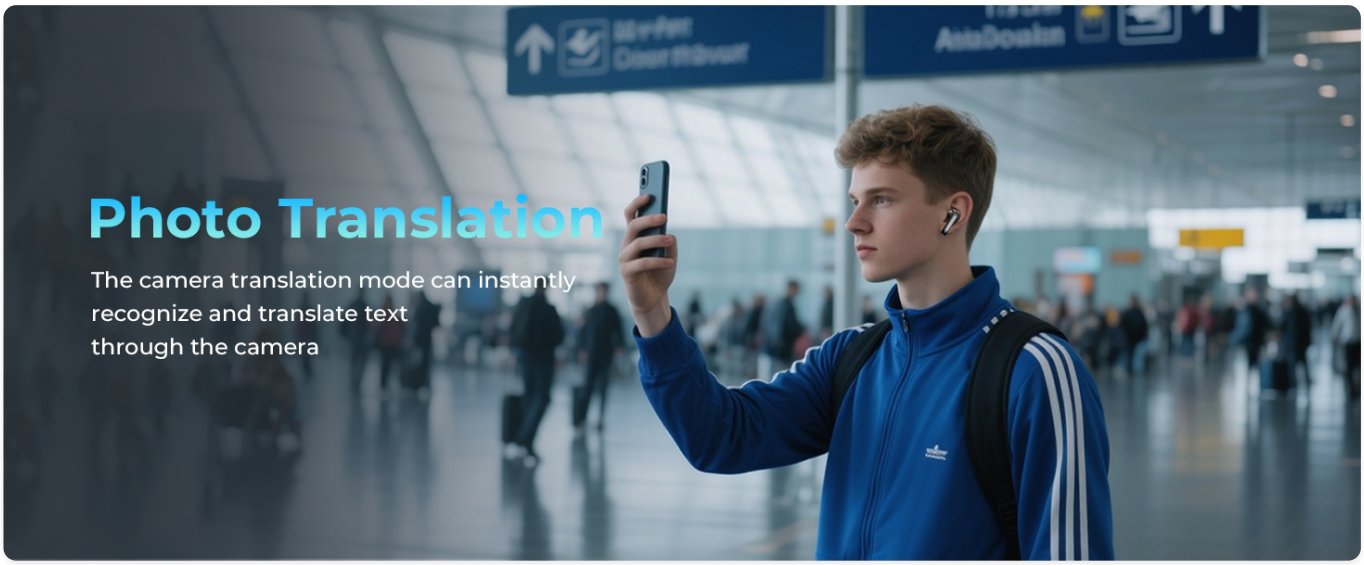

This image demonstrates the 'Find My Earbuds' anti-loss function, showing how the companion app can help locate misplaced earbuds via a map and audible alert.

5. Maintenance

To ensure the longevity and optimal performance of your MINISO MS103 AI Translator Earbuds, follow these maintenance guidelines:

- **Cleaning:** Regularly clean the earbuds and charging case with a soft, dry, lint-free cloth. Avoid using abrasive materials or harsh chemicals.
- **Storage:** When not in use, store the earbuds in their charging case to protect them from dust and damage.
- **Water Resistance:** The earbuds are IPX5 waterproof, meaning they are resistant to splashes and sweat. Do not submerge them in water or expose them to heavy rain. Ensure the charging port is dry before charging.
- **Battery Care:** Avoid fully depleting the battery frequently. Charge the device regularly to maintain battery health.

6. Troubleshooting

If you encounter issues with your MINISO MS103 earbuds, try the following solutions:

Problem	Possible Solution
Earbuds not pairing	Ensure earbuds are charged. Turn Bluetooth off and on on your device. Restart your device. Try pairing again.
No sound from earbuds	Check volume levels on both earbuds and your connected device. Ensure earbuds are properly seated in your ears. Reconnect Bluetooth.
Translation not working	Ensure the AuralIntelli app is installed and updated. Check your internet connection (required for translation). Verify language settings in the app. Ensure earbuds are connected to the app.
Charging case display unresponsive	Ensure the case is charged. Try restarting the case by closing and reopening it, or connecting it to a power source.
Poor audio quality	Ensure earbuds are clean and free of debris. Check for interference from other devices. Try moving closer to your connected device.

7. Specifications

Feature	Detail
Model Name	MINISO MS103
Connectivity Technology	Wireless (Bluetooth 5.4)
Control Type	Touch Control
Water Resistance Level	IPX5 Waterproof
Noise Control	Adaptive Noise Cancellation
Ear Placement	Open Ear
Form Factor	Open ear True Wireless
Material	Plastic
Item Weight	0.176 ounces

Feature	Detail
Battery Type	1 Lithium Ion battery (included)
UPC	850073442456, 850073442487
Manufacturer	MINISO

8. Warranty and Support

For warranty information and customer support, please refer to the official MINISO website or the warranty card included in your product packaging. Our dedicated customer service team is available to assist with setup or any other inquiries you may have.
You can also find additional support and FAQs on the AuralIntelli app or the MINISO product support pages.

© 2025 MINISO. All rights reserved.

Ask a question about this manual

Ask about setup, troubleshooting, compatibility, parts, safety, or missing instructions. Manuals+ will review the question and use this page's manual context to help answer it.

Name

Anonymous

Email

you@example.com

After a successful submission, we securely hash the supplied account or form email before sending it to Microsoft Advertising for conversion attribution. Privacy details.

Question

Example: How do I reset this device or fix this error?

Details

Model number, symptoms, what you tried, or the section of the manual you are using.

Submit question

Open the live page

https://manuals.plus/asin/B0G12VKM99

More documents and user manuals: **https://manuals.plus/**