

## OnePlus 15R

# OnePlus 15R Smartphone User Manual

Model: OnePlus 15R

## INTRODUCTION

This manual provides essential information for setting up, operating, maintaining, and troubleshooting your OnePlus 15R smartphone. Please read this manual thoroughly before using your device to ensure optimal performance and longevity.

## 1. SETUP

### 1.1 Unboxing and Initial Inspection

Carefully remove all items from the packaging. Verify that all components are present:

- OnePlus 15R Smartphone
- Phone Case
- Power Adapter
- SIM Tray Ejector
- Screen Protector (pre-applied or in box)
- USB Cable (Type-C)

Inspect the device for any physical damage. If any items are missing or damaged, contact customer support.

### 1.2 Inserting the SIM Card

1. Locate the SIM card tray on the side of your OnePlus 15R.
2. Insert the SIM tray ejector tool into the small hole next to the tray and press gently until the tray pops out.
3. Place your Nano SIM card(s) into the tray with the gold contacts facing down. The OnePlus 15R supports Dual SIM.
4. Carefully reinsert the SIM tray into the phone until it clicks into place.

# What the Experts Say...

**MENEXP**

“Battery life is one of the 15R’s strongest arguments and a big reason to pick up this phone.”

**smartprix**

“The Sony IMX906 sensor paired with the DetailMax Engine delivers excellent results across a wide range of conditions.”

**editorji**

“The standout for me is Plus Mind. It is one of those rare AI features that actually fits into regular use.”

**The Indian EXPRESS**

“One of the most durable phones in its class”

**Gadgets 360**  
An NDTV venture

“Videos have good colour balance, exposure control, and stabilisation, making the phone a good option to consider for content creators.”

**IBT**

“If the hardware delivers power, the software makes sure it feels refined. OxygenOS 16 is easily one of the best Android skins available today.”

Image: Side view of the OnePlus 15R, highlighting the SIM card tray and volume/power buttons.

## 1.3 Powering On and Initial Configuration

1. Press and hold the Power button until the OnePlus logo appears.
2. Follow the on-screen instructions to select your language, connect to Wi-Fi, and set up your Google account.
3. Configure security features such as fingerprint recognition.

## 2. OPERATING YOUR ONEPLUS 15R

### 2.1 Performance and Processing

The OnePlus 15R is equipped with the Snapdragon® 8 Gen 5 processor, paired with LPDDR5X Ultra RAM and UFS 4.1 storage for high-speed performance. It features a Tri-Chip system including the OP Gaming Core engine, a dedicated G2 Wi-Fi chip, and a high-speed touch-response chip for optimized gaming and responsiveness.

## World's First Snapdragon® 8 Gen 5

36% ↑  
Improved CPU

11% ↑  
Improved GPU

46% ↑  
Improved AI Performance




Image: Diagram illustrating the Snapdragon 8 Gen 5 processor alongside the Touch Response Chip and G2 Wi-Fi Chip.

## 2.2 Display Features

Experience visuals on a 165Hz, 1.5K AMOLED display. The display offers a smooth viewing experience and includes features like Reduce White Point for eye comfort, dimming down to 1 nit in low light conditions.

3200Hz Touch  
Response Chip.



Router-grade  
Wi-Fi Chip.




Image: The OnePlus 15R display showcasing its 165Hz refresh rate capability.

## 2.3 Battery and Charging

The device is powered by a 7400mAh battery. It supports fast charging with the included 80W power adapter. Bypass Charging allows you to power the device directly from the charger during use, reducing battery wear.

## OP Gaming Core

Our OverPower chip-level gaming engine rewrites the rules for gaming.




Image: Internal view of the OnePlus 15R highlighting the 7400mAh battery.

## 2.4 Camera System

The OnePlus 15R features an Ultra Clear Computational Photography system with a DetailMax Engine. The rear camera setup includes a 50MP Sony IMX906 main sensor with Shake-free OIS and an 8MP ultrawide camera (112° Field of View). The front camera is 32MP with autofocus.

## Real time precision. 120 FPS gaming.<sup>2</sup>

Every battle, every MVP moment, every match-winning play feels silky-smooth and razor-sharp.



Image: Close-up of the OnePlus 15R camera module, detailing the 32MP front, 50MP main, and 8MP ultrawide cameras.

## 2.5 Durability and Protection

The OnePlus 15R is built with comprehensive IP ratings for durability:

- **IP66:** Powerful Water Jet Resistant
- **IP68:** Submersion Resistant
- **IP69:** High-Temp & High-Pressure Spray Resistant
- **IP69K:** Industrial-Grade Protection

## Sky-high precision.

Pro-grade gyroscope with Industry's highest  $\pm 4000$  DPS for needle-sharp precision.



Image: The OnePlus 15R being exposed to water, demonstrating its IP66, IP68, IP69, and IP69K water resistance ratings.

## 2.6 AI Features with Plus Mind and Gemini

The device integrates AI capabilities through Plus Mind, designed to work with Google Gemini. This allows for intelligent organization and recall of information, helping with tasks like planning trips or managing schedules.

## Power Up Not Down

Our Biggest Battery  
ever with 7400mAh<sup>3</sup>




Image: Screenshot of the Mind Space application on the OnePlus 15R, showing its integration with Google Gemini for task management.

## 2.7 Operating System: OxygenOS 16

The OnePlus 15R runs on Android 16 with OxygenOS 16, providing a clean and efficient user interface.

## 3. MAINTENANCE

### 3.1 Cleaning Your Device

Use a soft, lint-free cloth to clean the screen and body of your phone. Avoid abrasive materials or harsh chemicals. For stubborn smudges, slightly dampen the cloth with water or a screen cleaner designed for electronics.

### 3.2 Software Updates

Regularly check for and install software updates to ensure your device has the latest features, security patches, and performance improvements. Navigate to **Settings > About device > OxygenOS version** to check for updates.

### 3.3 Battery Care

To prolong battery life, avoid exposing your phone to extreme temperatures. While the device supports fast charging, occasional slower charging can also contribute to battery health. The battery is designed to maintain at least 80% capacity after 4 years of use.

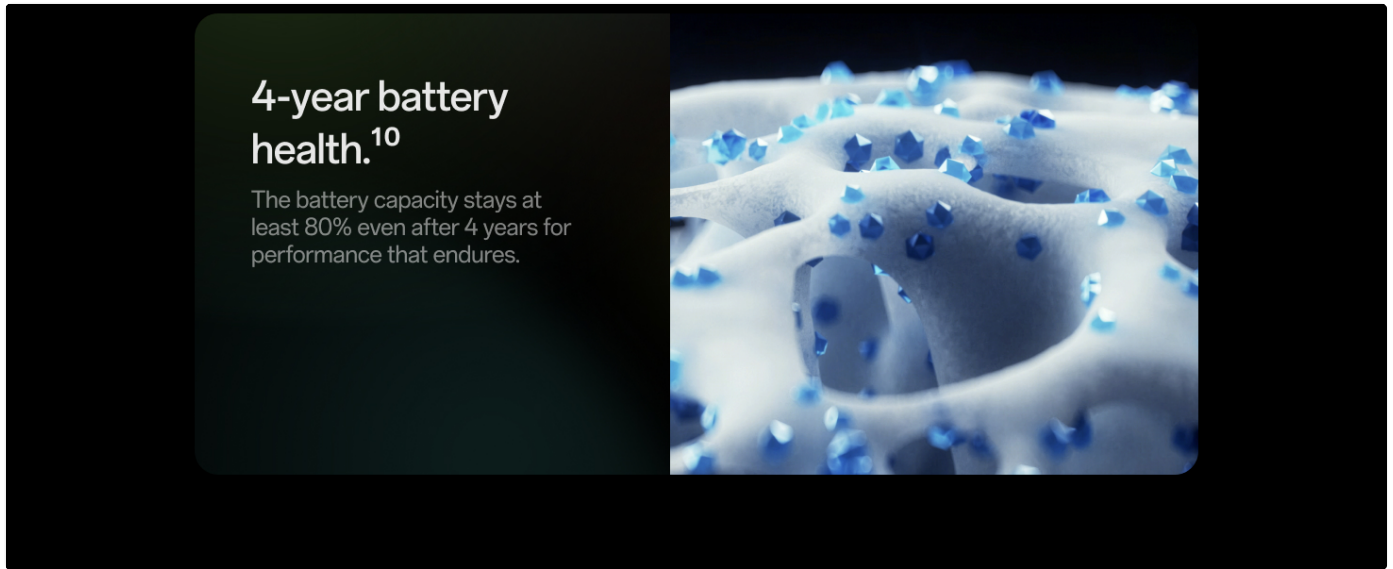


Image: Diagram showing the OnePlus 15R's battery designed to retain 80% health after 4 years.

## 4. TROUBLESHOOTING

### 4.1 Common Issues and Solutions

Issue	Possible Solution
Device not powering on	Ensure the battery is charged. Connect to the power adapter for at least 15 minutes, then try powering on again.
Apps crashing or freezing	Clear the cache of the problematic app (Settings > Apps > [App Name] > Storage > Clear cache). If the issue persists, restart the phone or reinstall the app.
Poor battery life	Check background app usage (Settings > Battery). Reduce screen brightness, disable unnecessary features like GPS or Bluetooth when not in use. Ensure software is up to date.
Network connectivity issues	Toggle Airplane Mode on and off. Restart the phone. Check SIM card insertion. Reset network settings (Settings > System > Reset options > Reset Wi-Fi, mobile & Bluetooth).
Fingerprint sensor not working	Ensure your finger is clean and dry. Re-register your fingerprints (Settings > Security & privacy > Device unlock > Fingerprint).

For more complex issues, refer to the official OnePlus support website or contact customer service.

## 5. SPECIFICATIONS

Feature	Detail
Brand	OnePlus

Feature	Detail
Model	15R
Operating System	Android 16, OxygenOS 16
RAM Memory	12 GB
Storage Capacity	256 GB
Processor	Snapdragon® 8 Gen 5 (3.8 GHz CPU Speed)
Display Type	AMOLED
Screen Size	6.83 Inches
Resolution	2800x1272 Pixels
Refresh Rate	165 Hz
Rear Camera Resolution	50 MP (Main), 8 MP (Ultrawide)
Front Camera Resolution	32 MP
Video Capture Resolution	4K
Battery Capacity	7400 mAh
Charging	80W Fast Charging (USB Type C)
SIM Card Slot Count	Dual SIM (Nano)
Biometric Security	Fingerprint Recognition
Water Resistance Level	IP66, IP68, IP69, IP69K
Connectivity	5G, Bluetooth, Infrared, NFC, USB, Wi-Fi
Item Weight	218 Grams
Item Dimensions	16.3 x 7.7 x 0.8 Centimeters
Model Year	2025
Country of Origin	India

## 6. WARRANTY AND SUPPORT

### 6.1 Manufacturer's Warranty

Your OnePlus 15R comes with a 1-year manufacturer's warranty. Additionally, OnePlus provides a lifetime display warranty for industry-wide greenline issues.



Image: Logo indicating OnePlus's Lifetime Display Warranty.

## 6.2 Customer Support

For technical assistance, warranty claims, or other inquiries, please contact OnePlus customer service:

- **Contact Number:** 1800 102 8411
- **WhatsApp:** +91-9289606888
- **Manufacturer:** OPPO Mobiles India Private Limited, PLOT-NO.1, SECTOR ECOTECH-VII, GREATER, NOIDA, UTTAR PRADESH, India-201306

