



[Manuals.plus](#) /

> [HIRREO](#) /

> HIRREO FV15 Military Smart Watch User Manual

HIRREO FV15-A-TSB

HIRREO FV15 Military Smart Watch User Manual

Model: FV15-A-TSB

1. INTRODUCTION

This manual provides detailed instructions for the setup, operation, and maintenance of your HIRREO FV15 Military Smart Watch. Please read this manual thoroughly to ensure proper use and to maximize the features of your device.

2. WHAT'S IN THE BOX

- Smart Watch
- Stainless Steel Strap
- Silicone Straps
- Strap Accessories (tool for link adjustment)
- Charger (USB magnetic charging cable)
- Instruction Manual

3. SETUP

3.1 Charging the Smart Watch

Before initial use, fully charge your smartwatch. Connect the magnetic USB charging cable to the back of the watch and plug the USB-A end into a compatible power source. The watch features an 800mAh battery, providing 10-15 days of normal use and over 30 days in power-saving mode.

800mAh Ultra-large Battery //

/// Excellent Battery Life <<<<

7-12 Days

Heavy Use

14+ Days

Daily Use

60+ Days

Energy Saving Mode



Image: The HIRREO FV15 Smart Watch displaying its 800mAh ultra-large battery and excellent battery life in various usage modes.

3.2 Attaching and Adjusting Watch Bands

The watch comes with both stainless steel and silicone straps. Use the provided tool to adjust the links of the stainless steel strap to fit your wrist size. The bands attach to the watch body using quick-release pins.

3.3 App Installation and Pairing

Download the 'FitCloudPro' app from your smartphone's app store (compatible with iOS 11.0+ and Android 5.0+). Open the app and follow the on-screen instructions to create a profile and pair your smartwatch via Bluetooth 5.2. Ensure your watch is within 0.5 meters of your phone during the pairing process.

Your browser does not support the video tag.

Video: Demonstrates the unboxing, band adjustment, and app pairing process for the HIRREO FV15 Smart Watch.

4. OPERATING INSTRUCTIONS

4.1 Screen Navigation

The 1.85-inch HD display supports full-touch operation with high sensitivity. Swipe across the screen to navigate through menus and features. The 60Hz refresh rate ensures a smooth visual experience.

4.2 Customizing Watch Faces

Choose from over 120 UI watch dials available through the 'FitCloudPro' app to personalize your watch face.

Meeting Your Daily Needs //

More Useful Functions <<<<

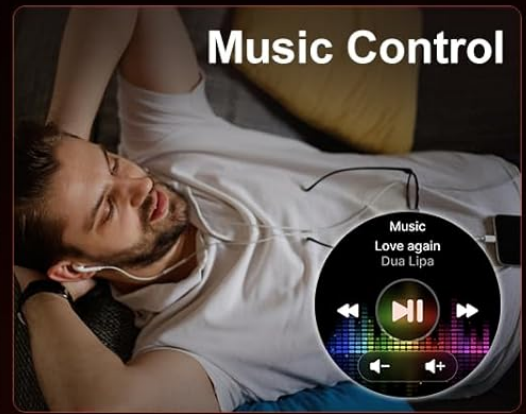


Image: The HIRREO FV15 Smart Watch showcasing a variety of customizable watch faces and other useful functions like Bluetooth 5.2, remote camera, weather forecast, and music control.

4.3 Bluetooth Calling & Message Notifications

With advanced Bluetooth 5.2, you can answer and reject calls directly from your watch. The watch features high-quality speakers and a microphone for clear conversations. Receive real-time notifications from social media apps (Facebook, WhatsApp, Gmail, etc.) and text messages.

Connect the World on Your Hand //

Bluetooth Phone Call <<<<

Answer/Make Call

Receive and make calls from the Bluetooth Smart Watch



AI Voice Assistant



Message Alert



Image: The HIRREO FV15 Smart Watch demonstrating its Bluetooth phone call capabilities, AI voice assistant, and message alert features.

4.4 Voice Assistant

The smartwatch supports an intelligent voice assistant, allowing you to control various functions with voice commands.

4.5 Flashlight Feature

Activate the high-brightness LED flashlight feature for instant illumination in low-light conditions. This is useful for camping, night hiking, or emergencies.

1.85" HD Ultra Large Screen //

Flashlight on Your Wrist <<<<



Colour Display



Full Touch Screen



360*360 Pixel



FLASHLIGHT APPLICATION SCENARIOS

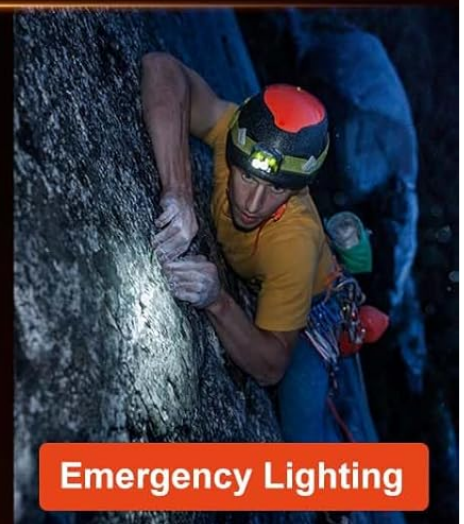

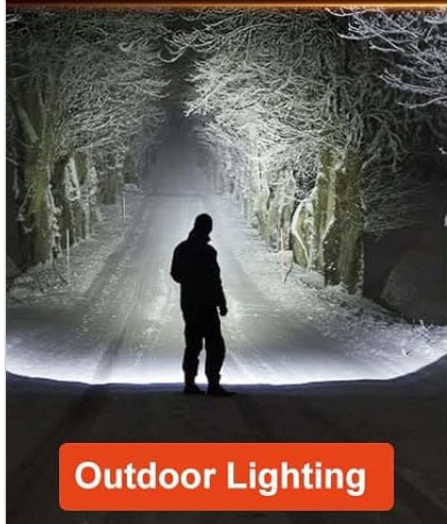


Image: The HIRREO FV15 Smart Watch highlighting its 1.85" HD ultra-large screen and practical LED flashlight feature, with examples of outdoor lighting, searching, and emergency lighting scenarios.

Your browser does not support the video tag.

Video: Showcases the 1.85-inch large screen and flashlight function of the HIRREO FV15 Smart Watch.

4.6 Music Control

Control music playback (switch songs, adjust volume) directly from your watch while exercising or commuting.

4.7 Weather Forecast

Access real-time weather forecasts on your watch.

5. HEALTH MONITORING

The HIRREO FV15 Smart Watch provides comprehensive health tracking features:

- **Heart Rate Monitoring:** Continuously track your heart rate.
- **Blood Oxygen Monitoring:** Monitor your blood oxygen levels.
- **Blood Pressure Monitoring:** Measure your blood pressure.
- **Sleep Monitoring:** Analyze your sleep patterns, including deep sleep, light sleep, and awake times.
- **Step Counter & Calorie Burn:** Track your daily steps and calories burned.

Check your Health Data Any Time //

Health Monitoring <<<<

Heart Rate



The smartwatch face shows a heart rate of 168 BPM. A line graph shows heart rate fluctuations over a 24-hour period, with a peak of 200 BPM and a low of 68 BPM. A man is shown performing a pushup, wearing the smartwatch.

Blood Oxygen



The smartwatch face shows a blood oxygen level of 99%. A bar chart shows blood oxygen levels over a 24-hour period, with a range from 80% to 100%. A man is shown climbing a rock, wearing the smartwatch.

Blood Pressure



The smartwatch face shows a blood pressure reading of 120/80 mmHg. A bar chart shows blood pressure levels over a 24-hour period, with a range from 50 mmHg to 200 mmHg. A man is shown sitting at a computer, wearing the smartwatch.

Image: The HIRREO FV15 Smart Watch showing real-time health data for heart rate, blood oxygen, and blood pressure.

Improve Your Sleeping Habits //

/// Sleep Monitoring <<<<



Image: The HIRREO FV15 Smart Watch illustrating its sleep monitoring capabilities, showing total sleep duration and breakdown of sleep stages.

6. SPORTS MODES

The watch supports over 100 sports modes, including running, cycling, swimming, yoga, and more. It provides detailed data after each workout to help optimize your training and track your activities throughout the day.

More than 110 Sport Modes //

5ATM Waterproof

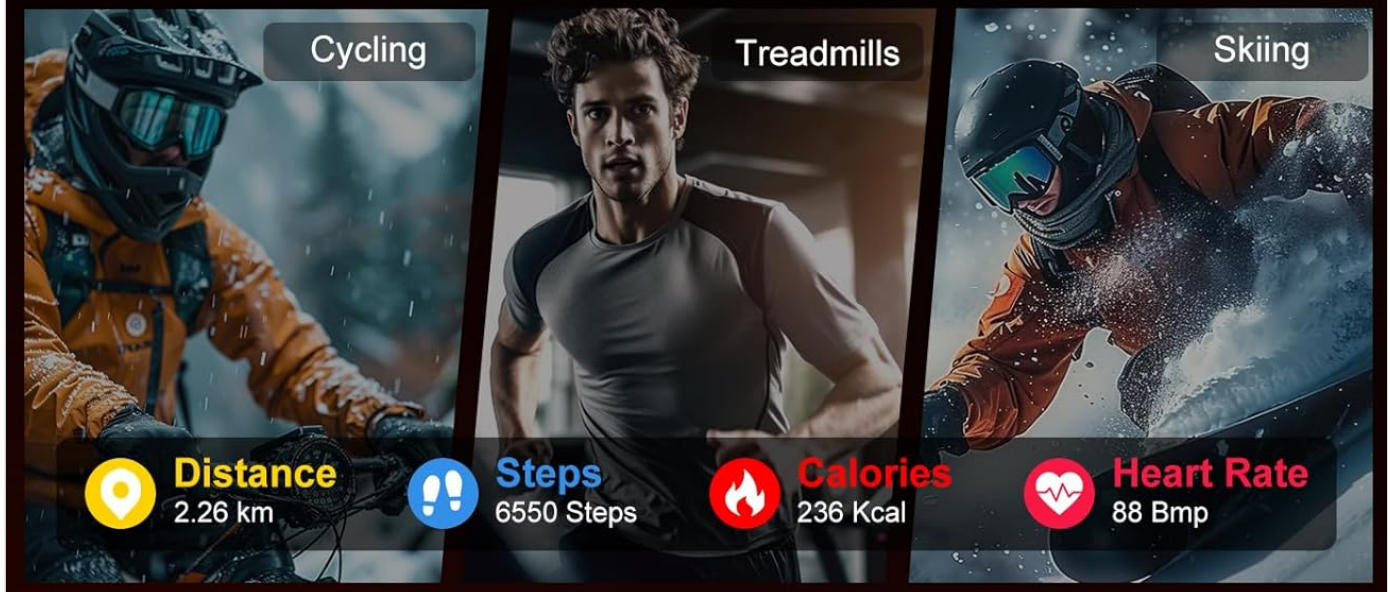


Image: The HIRREO FV15 Smart Watch highlighting its 100+ sports modes and 5ATM waterproof rating, with visuals of swimming, cycling, treadmills, and skiing.

7. DURABILITY FEATURES

The HIRREO FV15 is built with military-grade durability, featuring a high-strength metal case that offers shock resistance. It has a 5ATM rating for water and dust resistance, allowing it to function normally even at a depth of 50 meters underwater, making it suitable for various outdoor activities and harsh conditions.

Military Rugged Smartwatch //

/// Military Standards <<<<



Anti-impact



-40°C~70°C
Temperature Test



Dust Proof



Anti-Fluid
Corrosion



Image: The HIRREO FV15 Military Rugged Smartwatch showcasing its military standards, including anti-impact, -40°C~70°C temperature test, dust proof, and anti-fluid corrosion.

8. SPECIFICATIONS

Feature	Detail
Model Number	FV15-A-TSB
Screen Size	1.85 Inches

Battery Capacity	800 Milliamp Hours
Connectivity Technology	Bluetooth 5.2
Operating System	AsteroidOS
Water Resistance	5ATM
Special Features	LED Flashlight, HD Touch Display, Weather Forecast, Stopwatch, Pedometer, Timer, Music Control, Brightness Adjustment, Find Phone, Alarm Clock, Camera Control
Compatibility	iOS 11.0+ (calls require iOS 13+), Android 5.0+, BT4.0
Item Weight	9.6 ounces

9. MAINTENANCE

- **Cleaning:** Wipe the watch and bands regularly with a soft, damp cloth. Avoid harsh chemicals.
- **Charging:** Use only the provided charging cable. Ensure the charging contacts are clean and dry before charging.
- **Storage:** Store the watch in a cool, dry place when not in use.
- **Water Exposure:** While 5ATM waterproof, avoid prolonged exposure to hot water or steam, as this can affect seals.

10. TROUBLESHOOTING

- **Watch not turning on:** Ensure the watch is fully charged.
- **Cannot pair with phone:** Ensure Bluetooth is enabled on your phone and the watch, and that the watch is within range. Restart both devices and try again.
- **Inaccurate health data:** Ensure the watch is worn snugly on your wrist. Avoid excessive movement during measurements.
- **Notifications not received:** Check app permissions on your phone to ensure 'FitCloudPro' has access to notifications. Ensure Bluetooth connection is stable.
- **Short battery life:** Reduce screen brightness, disable unnecessary features, or use power-saving mode.

11. WARRANTY AND SUPPORT

The HIRREO FV15 Smart Watch comes with a 24-month warranty. For any issues regarding accessories, quality, operation, or charging, please contact HIRREO customer service. 24-hour online support is available to provide solutions within 24 hours.

