



Manuals.plus /

› FONVOi /

› FONVOi F01 Bluetooth Tracker Tag User Manual

FONVOi F01

FONVOi F01 Bluetooth Tracker Tag User Manual

Model: F01

1. INTRODUCTION

The FONVOi F01 Bluetooth Tracker Tag is designed to help you locate your personal items using Apple's Find My network. This device is MFi certified, ensuring secure and private communication within the Find My ecosystem. It is compatible exclusively with iOS devices (iPhone, iPad, macOS) and does not support Android devices. This manual provides instructions for setup, operation, maintenance, and troubleshooting to ensure optimal use of your tracker tag.

Smart Tracker Tag

No more lost your items



Worldwide Tracking



One-Click Search



MFi Certification



Lost Reminder



Image: The FONVOi Smart Tracker Tag, highlighting its key features: worldwide tracking, one-click search, MFi certification, and lost reminder functionality.

2. PACKAGE CONTENTS

Please verify that all items are present in your package:

- 4 x FONVOi F01 Tracker Tags
- 4 x Straps
- 4 x Key Rings
- 1 x User Manual
- CR2032 Batteries (pre-installed or included separately)

3. SETUP INSTRUCTIONS

Follow these steps to connect your FONVOi F01 Tracker Tag to your iOS device:

1. **Prepare Your iOS Device:** Ensure your iPhone or iPad has Bluetooth enabled and is running iOS 14.5 or later (iOS 17 or later for sharing features).

2. **Open the Find My App:** Launch the pre-installed "Find My" app on your iOS device.
3. **Add New Item:** In the Find My app, navigate to the "Items" tab. Tap the "+" icon and select "Add Other Item". **Note:** Do not select "Add AirTag".
4. **Activate Tracker Tag:** If the battery is not already inserted, open the tracker tag (refer to Section 5 for battery replacement instructions) and insert the CR2032 battery. The tag will emit a "Di" sound.
5. **Connect:** Place the FONVOI F01 Tracker Tag close to your iPhone. The Find My app will detect "A Tag". Tap "Connect" and follow the on-screen prompts to complete the pairing process. Tap "Continue" until the setup is finished.

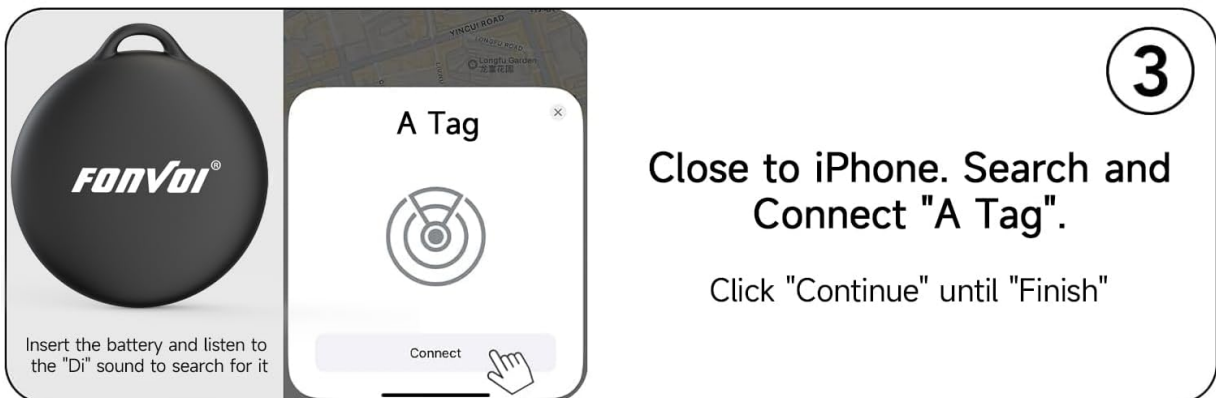
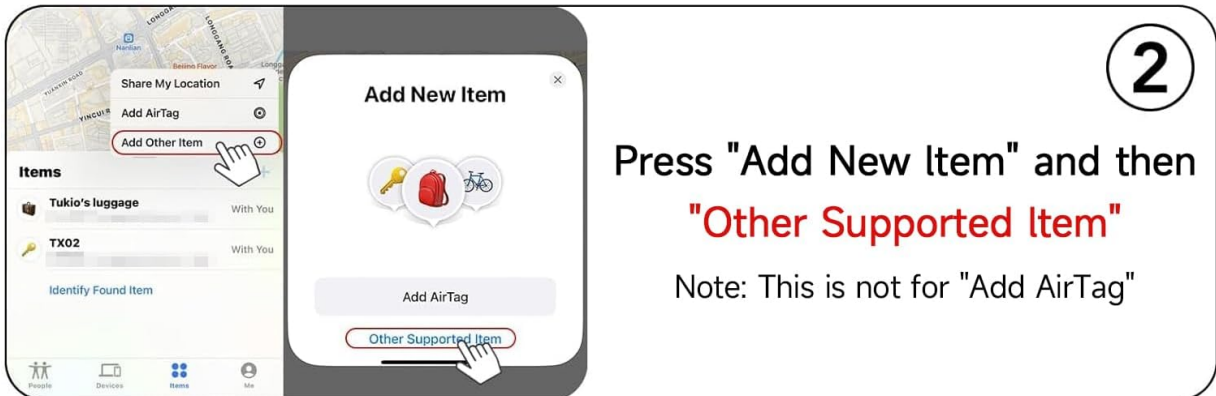



Image: Visual guide demonstrating the three steps to connect the tracker tag: opening the Find My app, selecting 'Add Other Item', and connecting to 'A Tag'.

4. OPERATING INSTRUCTIONS

4.1 Locating Items

Once connected, you can track your items using the Apple Find My app:

- **Real-time Location:** View the current location of your tracker tag on the map within the "Items" tab of the Find My app.

- **Play Sound:** If your item is within Bluetooth range (approximately 200 feet), tap "Play Sound" in the Find My app. The tracker tag will emit an 80-100dB beeping sound to help you pinpoint its exact location. You can also ask Siri for assistance.
- **Global Tracking:** If your item is outside Bluetooth range, the Find My network, composed of hundreds of millions of Apple devices worldwide, will anonymously detect your tracker tag's location and update it in your Find My app.

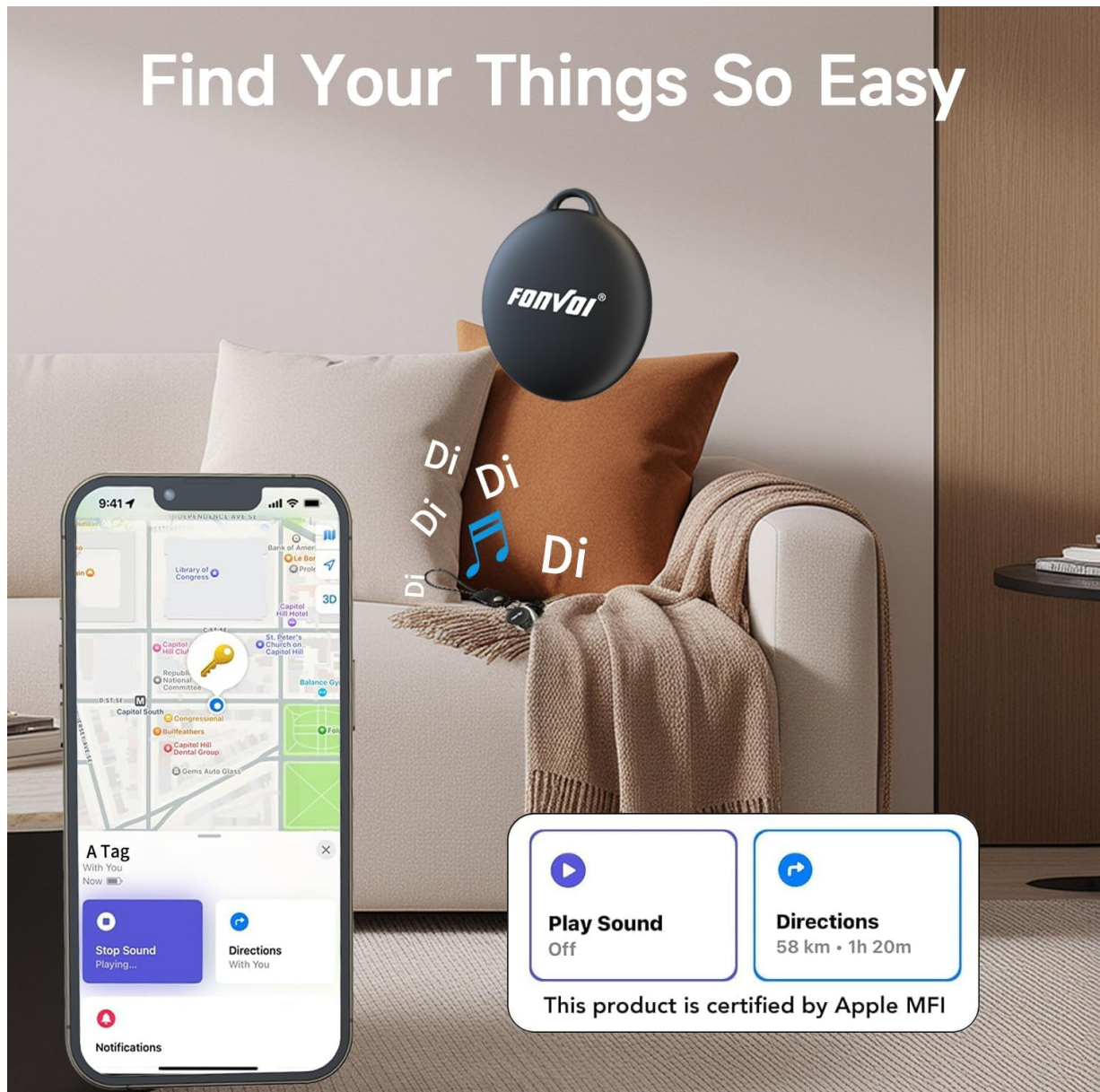


Image: An iPhone displaying the Find My app interface, showing the location of a tracker tag on a map and options to play a sound or get directions to the item.

4.2 Left Behind Remind and Lost Mode

- **Left Behind Remind:** Your iOS device will send a notification with the last known location if the tracker tag moves out of Bluetooth range. You can view this location in the Find My app.
- **Lost Mode:** If an item is lost, you can activate "Lost Mode" in the Find My app. You can enter your contact information. If another Apple device user finds your item, they can use their device to view your contact information and help return the item.

5. BATTERY REPLACEMENT

The FONVOi F01 Tracker Tag uses a replaceable CR2032 coin cell battery, providing up to 1 year of continuous use. The Find My app will notify you when the battery level is low.

Replacing the Battery:

1. Hold the tracker tag with the FONVOi logo facing up.
2. Press down on the back cover of the tracker tag and rotate it counter-clockwise to unlock and remove the cover.
3. Remove the old CR2032 battery.
4. Insert a new CR2032 battery with the positive (+) side facing up.
5. Align the back cover with the tracker tag and press down while rotating clockwise to secure it.

Important: The unique lid design helps prevent accidental opening by children. Dispose of used batteries responsibly.

6. PRIVACY AND SHARING

6.1 Data Privacy

The FONVOi F01 Tracker Tag is Apple MFi certified. All communication within the Find My network is anonymous and encrypted to protect your privacy. Location data and history are never stored on the tracker tag itself, ensuring your location data remains encrypted and private, even from the manufacturer.

6.2 Sharing with Family and Friends

With iOS 17 (or iPadOS 17/macOS 14) or later, you can share your tracker tag with up to 5 other individuals in the Find My app. This allows multiple users to view the item's location on a map. Borrowers will not receive tracking notifications when the item is moving with them, making it convenient for shared items.

7. TROUBLESHOOTING

- **Tracker Tag Not Connecting:**

- Ensure Bluetooth is enabled on your iOS device.
- Confirm you are using the official Apple "Find My" app and not a third-party application that may require a subscription. The FONVOi F01 does not require any additional subscription for tracking via the Find My app.
- Check the battery level of the tracker tag. Replace the CR2032 battery if it is low or depleted.
- Make sure the tracker tag is within close proximity to your iOS device during the initial setup.

- **No Sound from Tracker Tag:**

- Verify the tracker tag is within Bluetooth range of your iOS device.
- Check the battery level.

- **Inaccurate Location:**

- Location accuracy depends on the density of Apple devices in the Find My network. In areas with fewer Apple devices, location updates may be less frequent or precise.
- Ensure your iOS device has a stable internet connection for map updates.

- **Water Exposure:**

- The FONVOi F01 Tracker Tag is **not waterproof**. Avoid exposing the device to water or excessive moisture to prevent damage.

8. SPECIFICATIONS

Model Number:	F01
Brand:	FONVOi
Product Dimensions:	1.22 x 1.22 x 0.35 inches (3.1 x 3.1 x 0.9 cm)
Item Weight:	0.247 ounces (7 grams)
Battery Type:	1 x CR2032 (included)
Battery Life:	Up to 1 year
Connectivity:	Bluetooth
Special Features:	Alert Notification, Real-Time Tracking, Lost Mode, Left Behind Remind
Compatibility:	iOS devices only (iPhone, iPad, macOS)
Material:	Acrylonitrile Butadiene Styrene (ABS)

9. WARRANTY AND SUPPORT

FONVOi is committed to providing quality products and customer satisfaction. For any questions, technical support, or warranty inquiries regarding your F01 Bluetooth Tracker Tag, please contact our customer service team. Refer to the contact information provided in your product packaging or visit the official FONVOi website for assistance.