

Lenovo ThinkPad E16 Gen 3

Lenovo ThinkPad E16 Gen 3 Laptop User Manual

Model: ThinkPad E16 Gen 3

1. PRODUCT OVERVIEW

The Lenovo ThinkPad E16 Gen 3 is a business-oriented laptop designed for professionals, students, and remote workers. It features an Intel Ultra 5 225U processor with 12 cores, 14 threads, and up to 4.8GHz boost frequency, along with 12MB cache. This model includes 16GB DDR5 RAM and a 512GB SSD for storage. The laptop is equipped with a 16-inch WUXGA (1920x1200) IPS display with 300 nits brightness and hardware-based low blue light certification. Integrated Intel Graphics provide visual processing. Security features include a fingerprint reader integrated with the power button. The system operates on Windows 11 Pro and is optimized for various tasks including education, design, programming, streaming, and video conferencing. Key features include a backlit, spill-resistant keyboard with multimedia Fn keys and a numeric keypad, and WiFi 6E connectivity.

2. SETUP GUIDE

2.1 Unboxing and Initial Inspection

Carefully remove the laptop and all accessories from the packaging. Verify that all components are present, including the laptop, power adapter, and any documentation. Inspect the laptop for any physical damage before proceeding.

2.2 Connecting Power

Connect the power adapter to the laptop's power input port and then plug the adapter into a wall outlet. It is recommended to fully charge the battery before initial use.

2.3 Initial Boot and Windows Setup

Press the power button (integrated with the fingerprint reader) to turn on the laptop. Follow the on-screen instructions to complete the Windows 11 Pro setup process. This includes selecting your region, language, connecting to a network, and creating a user account.

2.4 Fingerprint Reader Setup

During or after the initial Windows setup, you can configure the fingerprint reader for secure login. Navigate to Windows Settings > Accounts > Sign-in options and follow the prompts to register your fingerprints.

3. OPERATING INSTRUCTIONS

3.1 Keyboard and Input Devices

The ThinkPad E16 Gen 3 features a full-size, backlit, spill-resistant keyboard with a numeric keypad. Utilize the multimedia Fn keys for quick access to functions like volume control, screen brightness, and wireless settings. The integrated TrackPoint pointing device and large touchpad offer precise cursor control.

3.2 Touchscreen Functionality

The 16-inch WUXGA display supports touch input. Use gestures for navigation, zooming, and interacting with applications. Ensure the screen is clean for optimal touch responsiveness.

3.3 Port Connections

The laptop provides various ports for connectivity:

- **HDMI:** For connecting external displays.
- **USB-C 3.2 (Gen 1) (x2):** For data transfer, power delivery, and display output.
- **USB 3.2 (Gen 1) (x2):** For connecting USB devices.
- **3.5mm Audio Jack:** For headphones or external speakers.
- **RJ-45 Ethernet Port:** For wired network connections.

3.4 Wireless Connectivity

The laptop supports WiFi 6E for high-speed wireless internet access and Bluetooth for connecting peripherals. Access network settings through the Windows taskbar to connect to available networks or pair Bluetooth devices.

4. MAINTENANCE

4.1 Cleaning the Laptop

- **Screen:** Use a soft, lint-free cloth lightly dampened with water or a screen cleaner. Avoid harsh chemicals.
- **Keyboard and Chassis:** Use a soft cloth. For dust in crevices, use compressed air.
- Ensure the laptop is powered off and unplugged before cleaning.

4.2 Software Updates

Regularly check for and install Windows updates and Lenovo driver updates to ensure optimal performance, security, and compatibility. These can be found in Windows Settings > Windows Update and through the Lenovo Vantage application.

4.3 Battery Care

To maximize battery lifespan, avoid extreme temperatures and prolonged full discharge or full charge states. Periodically allow the battery to discharge to around 20% before recharging.

5. TROUBLESHOOTING

5.1 Power Issues

- **Laptop not turning on:** Ensure the power adapter is securely connected and the outlet is functional. Try a different power outlet.
- **Battery not charging:** Verify the power adapter is working. Check for any error messages in Windows.

5.2 Display Problems

- **No display:** Connect an external monitor to check if the issue is with the laptop's internal screen. Restart the laptop.
- **Flickering or distorted display:** Update graphics drivers. Adjust display resolution and refresh rate in Windows settings.

5.3 Connectivity Issues

- **No Wi-Fi connection:** Ensure Wi-Fi is enabled. Restart your router and the laptop. Check network adapter drivers.
- **Bluetooth device not connecting:** Ensure Bluetooth is enabled on both devices. Try re-pairing the device.

For more detailed troubleshooting or persistent issues, refer to the official Lenovo support website or contact customer service.

6. SPECIFICATIONS

Feature	Detail
Processor	Intel Ultra 5 225U (1.3 GHz, 12 Cores, up to 4.8GHz)
RAM	16GB DDR5
Storage	512GB SSD
Display	16-inch WUXGA (1920x1200) IPS, 300 nits, Touchscreen
Graphics	Integrated Intel Graphics
Operating System	Windows 11 Pro
Wireless Connectivity	WiFi 6E, Bluetooth
Ports	HDMI, 2x USB-C 3.2 (Gen 1), 2x USB 3.2 (Gen 1), 3.5mm Audio Jack, RJ-45 Ethernet
Special Features	Backlit Keyboard, Fingerprint Reader, FHD Webcam
Weight	5.89 pounds
Dimensions (LxWxH)	19 x 3 x 14 inches

7. WARRANTY AND SUPPORT

This Lenovo ThinkPad E16 Gen 3 laptop comes with a 1-Year Lenovo Warranty and a 1-Year Oemgenuine Limited Warranty. For warranty claims, technical assistance, or further support, please visit the official Lenovo support website or contact their customer service. Keep your purchase receipt and product serial number readily available when seeking support.

8. PRODUCT IMAGES

Intel Core Ultra 5 225U

Boost Productivity with AI Power




12 Cores
14 Threads



up to 4.8 GHz
Turbo Frequency




12 MB
Cache



Intel AI Boost


The Lenovo ThinkPad E16 Gen 3 laptop, showcasing its sleek design.

Intel



ULTRA 5 225U

MEMORY



**16GB
DDR5**

STORAGE



512GB SSD

16" Full HD+ (1920×1200)

FHD 1080p Front Camera

TOUCHSCREEN

300nits Brightness



Detailed view of the Intel Core Ultra 5 225U processor, highlighting its 12 cores, 14 threads, up to 4.8 GHz Turbo Frequency, 12 MB Cache, and Intel AI Boost capabilities.

ThinkPad E16 Gen 3

Redesigned for you — and Your Business



The 16-inch Full HD+ (1920x1200) touchscreen display with 300 nits brightness, along with memory (16GB DDR5), storage (512GB SSD), and FHD 1080p front camera details.

Upgrade to Wi-Fi 6E

Power Your Business Without Limits.



11ax *EXTENDED* to 6 GHz

- 6th generation *EXTENDED*
- 2.4 GHz, 5 GHz, and **6 GHz**
- **160 MHz** channels



11ax networks


- 6th generation
- 2.4 GHz and 5 GHz
- 80 MHz channels



802.11ax networks

- 5th generation
- 5 GHz
- 80 MHz channels

An angled view of the ThinkPad E16 Gen 3, emphasizing its modern design, DDR5 RAM, and Copilot integration.



PORTS

- | | |
|-------------------------------|------------------------------|
| ① HDMI | ④ 3.5mm Audio Jack |
| ② x2 USB-C 3.2 (Gen 1) | ⑤ USB 3.2 (Gen 1) |
| ③ USB 3.2 (Gen 1) | ⑥ RJ-45 Ethernet Port |

Information on Wi-Fi 6E capabilities, including 11ax Extended to 6 GHz, 11ax networks, and 802.11ax networks with various frequency bands and channel widths.



Diagram illustrating the various ports on the Lenovo ThinkPad E16 Gen 3, including HDMI, USB-C 3.2 (Gen 1), USB 3.2 (Gen 1), 3.5mm Audio Jack, and RJ-45 Ethernet Port.