



[Manuals.plus](#) /

› [Hzuaneri](#) /

› Hzuaneri Cat Tree Model MS18818YL Instruction Manual

Hzuaneri MS18818YL

Hzuaneri Cat Tree Model MS18818YL Instruction Manual

Model: MS18818YL

INTRODUCTION

Thank you for choosing the Hzuaneri Cat Tree, Model MS18818YL. This instruction manual provides important information regarding the safe assembly, proper use, and maintenance of your new cat tree. Please read this manual thoroughly before assembly and retain it for future reference.



Image: The Hzuaneri Cat Tree Model MS18818YL, showcasing its multi-level design and various features.

SAFETY INSTRUCTIONS

- Always place the cat tree on a flat, stable surface to prevent tipping.
- Ensure all screws and fasteners are securely tightened during assembly and periodically check for any loosening.
- Keep children away from the cat tree during assembly to avoid injury.
- Do not allow children to climb on the cat tree. It is designed for feline use only.
- Inspect the cat tree regularly for any damaged or worn parts. Replace components as needed to maintain safety.
- Keep the cat tree away from open flames, heaters, and excessive moisture.
- The maximum weight capacity for this cat tree is approximately 60 kg (132 lbs).



Image: Illustration of the cat tree's sturdy design, highlighting the anti-tip kit and reinforced base for enhanced stability.

PACKAGE CONTENTS

Before beginning assembly, please verify that all parts are present and undamaged. Refer to the included parts list in your physical manual for specific component identification. Typical components include:

- Baseboard(s)
- Support posts (various lengths, some with sisal rope for scratching)
- Platforms/Perches
- Cat condos/Caves
- Hammocks/Baskets
- Toys (e.g., dangling balls, spring balls)

- Assembly hardware (screws, bolts, Allen wrench)
- Anti-tip kit

ASSEMBLY INSTRUCTIONS

Follow the step-by-step instructions provided in the separate assembly guide included with your product. General assembly steps typically involve:

1. **Unpack and Identify Parts:** Lay out all components and hardware. Match them against the parts list.
2. **Assemble the Base:** Attach the lowest support posts to the baseboard using the provided screws.
3. **Build Upwards:** Continue attaching platforms, condos, and additional support posts layer by layer, following the numerical sequence in your guide.
4. **Attach Accessories:** Secure hammocks, baskets, and toys to their designated locations.
5. **Install Anti-Tip Kit:** For added safety, attach the anti-tip kit to the top of the cat tree and secure it to a wall stud.
6. **Final Check:** Ensure all connections are tight and the cat tree is stable before allowing your cat to use it.

Note: Always refer to the detailed graphical assembly instructions provided in your product packaging for precise steps and diagrams.

PRODUCT FEATURES AND USAGE

The Hzuaneri Cat Tree Model MS18818YL offers a variety of features designed to provide comfort, play, and exercise for your cat.

- **Spacious Topperch:** Elevated platforms provide ideal spots for observation and resting, satisfying your cat's natural instinct to survey its surroundings from high places.
- **Scratching Posts:** Multiple posts wrapped with durable sisal rope encourage healthy scratching habits, protecting your furniture.
- **Comfortable Caves/Condos:** Enclosed spaces offer secure and cozy retreats for napping and privacy. This model features a double-layer cat cage design for easy entry and exit.
- **Fluffy High Baskets/Hammocks:** Soft, elevated resting spots for comfortable lounging.
- **Interactive Toys:** Dangling pom-poms, spring balls, and climbing ropes stimulate play and provide entertainment.
- **Slides:** Integrated ramps or slides offer additional pathways for climbing and play.

SUPER MULTIFUNCTIONAL

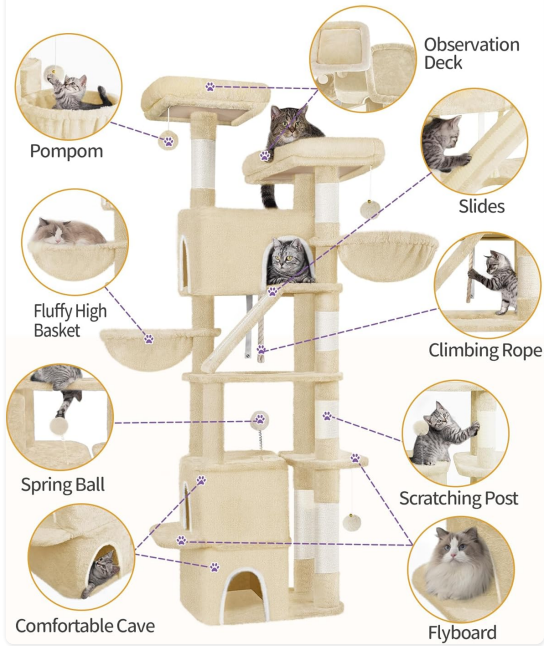


Image: Overview of the cat tree's multifunctional design, highlighting various play and rest areas.



Image: Cats enjoying the spacious topperches, illustrating comfortable elevated resting spots.

JUST FOR FUN

Exclusive paradise for your furry friend



CLIMBING ROPE

Provide an interactive element for cats, stimulate their curiosity and provide entertainment, so that your cat can enjoy climbing fun



DOUBLE LAYER CAT CAGE

The double-layer cat cage allows cats to enter and exit freely, and can accommodate large cats



Image: Detailed view of the climbing rope and double-layer cat cage, showing interactive elements.



Image: Cats actively using the cat tree, demonstrating its appeal and functionality in a home environment.

MAINTENANCE

- **Regular Cleaning:** Use a vacuum cleaner to remove cat hair and dust from the plush surfaces. For spots, gently wipe with a damp cloth and mild soap, then air dry. Avoid harsh chemicals.
- **Inspect for Wear:** Periodically check sisal scratching posts for excessive wear. While sisal is durable, it will fray over time.
- **Tighten Connections:** Every few months, re-tighten all screws and bolts to ensure the cat tree remains stable and safe.
- **Toy Replacement:** If dangling toys become detached or damaged, remove them to prevent choking hazards. Replacement toys may be available from the manufacturer.

TROUBLESHOOTING

Problem	Possible Cause	Solution
Cat tree is wobbly/unstable.	Loose connections; uneven floor; anti-tip kit not installed.	Ensure all screws are tightened. Place on a level surface. Install the anti-tip kit securely to a wall stud.
Cat is not using the scratching posts.	Prefers other surfaces; unfamiliar with sisal; posts are too short/unstable.	Encourage use with catnip or treats. Demonstrate scratching. Ensure posts are stable and tall enough for a full stretch.
Dangling toys are broken or detached.	Normal wear and tear from play.	Remove broken toys to prevent ingestion. Consider attaching new cat-safe toys.

SPECIFICATIONS

Model Number: MS18818YL

Brand: Hzuaneri

Color: Beige

Product Dimensions (L x W x H): 54 cm x 42 cm x 188 cm (21.3 in x 16.5 in x 74 in)

Item Weight: 20 Kilograms (44 lbs)

Specific Uses: Scratching, climbing, playing, resting

Components Included: Cat tree structure, assembly hardware, anti-tip kit

PRODUCT SPECIFICATIONS

60kg

Max. Area $\approx 0.6\text{m}^2$



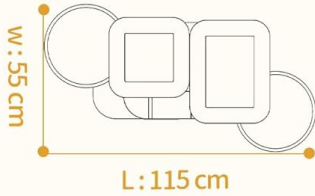


Image: A visual representation of the cat tree, providing context for the listed dimensions and features.

WARRANTY AND SUPPORT

Hzuaneri products are manufactured with quality and customer satisfaction in mind. For any questions, concerns, or issues regarding your Hzuaneri Cat Tree Model MS18818YL, please contact our customer support team. Details on warranty coverage and how to reach support can typically be found on the product packaging or the official Hzuaneri website.

Please have your model number (MS18818YL) and purchase information ready when contacting support.