

Ilano S850

Ilano S850 Wireless HDMI Transmitter and Receiver Instruction Manual

Model: S850

1. INTRODUCTION

The Ilano S850 Wireless HDMI Transmitter and Receiver provides a convenient solution for wirelessly extending or mirroring your device's screen to a larger display. This device supports Ultra 4K decode input and 1080P@60Hz output, utilizing dual-band 5G+2.4G technology for stable and smooth transmission. It offers plug-and-play functionality, eliminating the need for complex setups, Wi-Fi, apps, or Bluetooth for primary operation.

2. WHAT'S IN THE BOX

- 1 x Ilano S850 Wireless HDMI Transmitter (TX)
- 1 x Ilano S850 Wireless HDMI Receiver (RX)
- 1 x HDMI Extension Cable
- 1 x USB Power Cable (for Receiver)
- 1 x User Manual

3. PRODUCT FEATURES

- **Dual Connection Modes:** Supports traditional Transmitter/Receiver mode for automatic connection and a Receiver-only mode for direct mirroring from compatible devices.
- **Plug and Play:** No need for messy cables, Wi-Fi, apps, Bluetooth, or complicated setup. Connects in seconds.
- **Ultra HD Quality:** Dual-band chip (5G + 2.4G) supports 1080P@60Hz Ultra HD output for a clear visual experience.
- **Extended Wireless Transmission:** Up to 165 ft (50M) transmission distance with strong and stable signal, even through obstacles.
- **Charge While Using:** The Type-C charging port on the transmitter allows charging of smartphones and

laptops while mirroring.

- **Mirroring and Extended Display:** Easily mirror or extend your screen from laptops, cameras, or TV set-top boxes to HDTVs, projectors, or monitors.
- **Portable Design:** Lightweight (48.9 grams) with a patented metallic plastic finish and included strap for easy portability.

4. SETUP AND INSTALLATION

4.1 Connection Method 1: Transmitter + Receiver (Plug & Play)

1. Step 1: Power the Receiver (RX).

Connect the Receiver (RX) to a 5V adapter or a USB port on your monitor/TV using the provided USB power cable.



Image: The Ilano S850 Receiver (RX) is plugged into a TV's HDMI port and powered via a USB cable connected to the TV's USB port.

2. Step 2: Connect the Receiver (RX) to Display.

Plug the Receiver (RX) into an HDMI input port on your monitor, TV, or projector. If needed, use the provided HDMI extension cable.

Transmitter Supports Charging Type-C Phones

But Cannot Charge Tablets or Laptops iPad.



Image: A hand plugging the Ilano S850 Receiver into an HDMI port on the back of a television.

3. Step 3: Connect the Transmitter (TX) to Source Device.

Plug the Transmitter (TX) into the USB-C port of your phone, tablet, or laptop. The indicator light on the TX will flash, then become solid when connected.

Wide Compatibility with Various Devices

Solves the Hassle of Having to Switch Devices



Image: The Ilano S850 Transmitter (TX) is plugged into the USB-C port of a laptop.

4. Step 4: Automatic Connection.

The Transmitter and Receiver will automatically pair within 5-10 seconds. Your device's screen will then be mirrored to the display.

Your browser does not support the video tag.

Video: A demonstration of connecting the Ilano S850 Wireless HDMI Transmitter and Receiver, showing the automatic pairing process and screen mirroring from a tablet to a large TV.

4.2 Connection Method 2: Receiver Only (Wireless Mirroring)

This method is for devices that support native screen mirroring (e.g., Apple AirPlay, Android Wireless Projection) and do not require the Transmitter (TX).

1. Step 1: Power and Connect the Receiver (RX).

Connect the Receiver (RX) to your display's HDMI port and provide power via USB, as described in Method 1, Step 1 and 2.

2. Step 2: Switch Display Input.

Switch your display's input to the HDMI port where the Receiver is connected. You will see the Ilano S850 startup screen.

3. Step 3: Initiate Screen Mirroring from your Device.

- **Android Phone:** Pull down the notification bar, click the "Wireless Projection" icon, and select "LLANO-S850".
- **Apple Phone:** Click the floating circle, swipe down the menu, select "Screen Mirroring", find "LLANO-S850", and enter the "Pin code" displayed on the TV (e.g., "1538").
- **Apple Mac:** Click the floating circle, swipe down the menu, select "Screen Mirroring", find "LLANO-S850", and enter the "Pin code" displayed on the TV (e.g., "1538").
- **Windows 10 above:** Press "Windows key + K", select the device, and find "LLANO-S850".

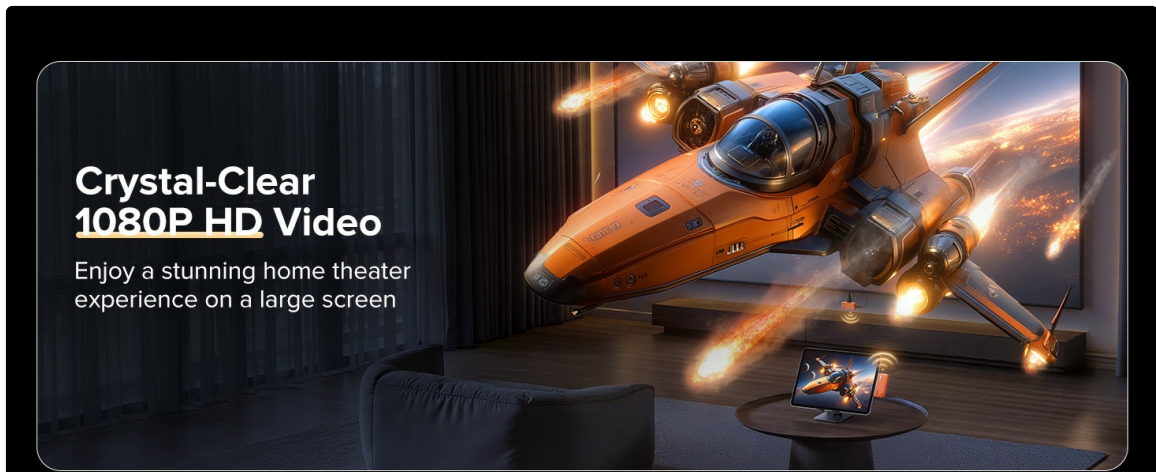


Image: Visual guide for connecting the Ilano S850 Receiver in wireless mirroring mode for Android, Apple iPhone, Apple Mac, and Windows devices.

4.3 Compatibility

The Ilano S850 is compatible with a wide range of devices. Ensure your device has a USB-C port that supports DisplayPort Alternate Mode (DP Alt Mode) for transmitter functionality.

- **Transmitter (TX) Compatible Devices:** Smartphones (iPhone 15/16/17 Series, Samsung Galaxy S/Note/Z Series, Motorola Edge/Razr/Moto G), Tablets (iPad Pro/Air/Mini 6, Surface Pro/Go/Book), Laptops (MacBook Pro/Air, Dell XPS, Lenovo ThinkPad).
- **Receiver (RX) Compatible Displays:** Monitors, TVs, Projectors with HDMI input.

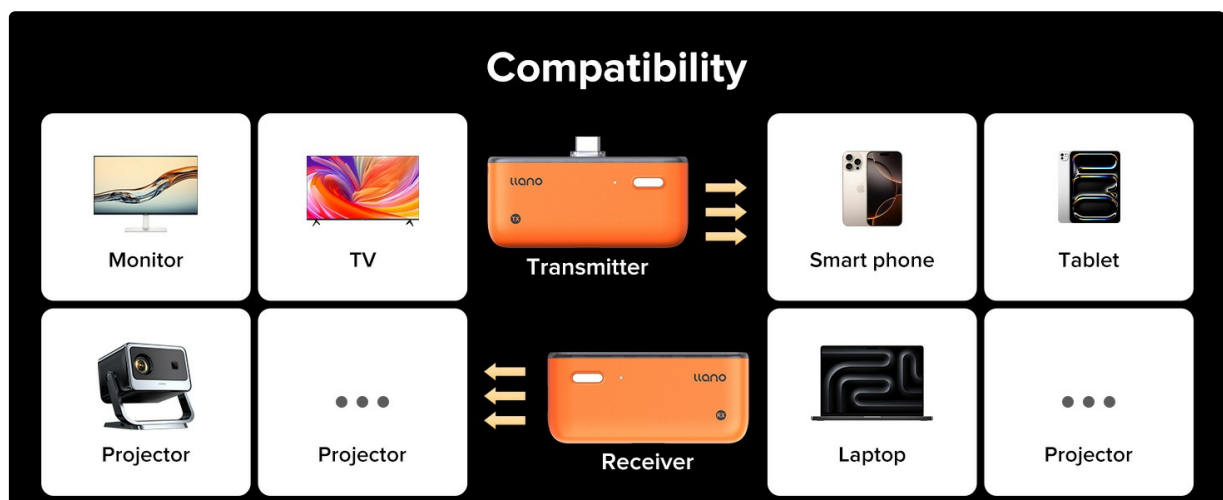


Image: A diagram illustrating the compatibility of the Ilano S850 Transmitter and Receiver with various devices like smartphones, tablets, laptops, monitors, TVs, and projectors.

5. OPERATING INSTRUCTIONS

5.1 Basic Usage

- Once connected, the content from your source device will automatically appear on the connected display.
- To pause or resume casting in Transmitter/Receiver mode, press the button on the Transmitter (TX).
- To switch between landscape and portrait mode on the display (when mirroring a phone/tablet), press the button on the Receiver (RX).

Your browser does not support the video tag.

Video: A short demonstration of the Ilano S850 Wireless HDMI Transmitter and Receiver in action, showing quick setup and screen mirroring.

5.2 Display Modes (for Laptops/PCs)

When using a laptop or PC, you can choose between two display modes:

- **Copy Mode (Duplicate):** The external display shows the exact same content as your laptop screen.
- **Extended Mode:** The external display acts as an extension of your laptop screen, providing more desktop space.



Image: A visual comparison of Copy Mode and Extended Mode when using the Ilano S850 to connect a laptop to an external monitor.

5.3 Charging While Using

The Transmitter (TX) features a Type-C charging port. If your source device (e.g., smartphone, laptop) is low on power or unable to power the TX, you can connect an external 5V/2A power adapter to the TX's Type-C port to charge your device while mirroring.

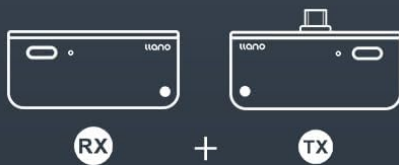
Multiple Connection Options

Fast HD Casting

Connection Method 1

(Transmitter + receiver)

Plug & Play,
the TX requires no external
power/WiF/APP



Connection Method 2

(Only require receiver)

your devices



Image: The llano S850 Transmitter connected to a Type-C phone, with a note indicating it supports charging for Type-C phones but not tablets or laptops.

6. TROUBLESHOOTING

• No Signal/Black Screen:

- Ensure both Transmitter (TX) and Receiver (RX) are properly powered.
- Verify that the HDMI cable is securely connected to the Receiver and the display.
- Check that the display input is set to the correct HDMI port.
- Confirm your source device's USB-C port supports DisplayPort Alternate Mode (for TX connection).
- Try restarting both the source device and the display.

• Intermittent Connection/Lagging:

- Reduce the distance between the Transmitter and Receiver.
 - Remove any obstacles (walls, large furniture) between the devices.
 - Ensure there are no strong Wi-Fi or other wireless interference sources nearby.
 - Check if the source device is adequately powered.
- **Product Heating Up:**
 - It is normal for the product to generate some heat during use. This does not indicate a malfunction.
 - Ensure adequate ventilation around the devices.
 - **Cannot Mirror Streaming Apps (Netflix, Hulu, etc.):**
 - Some streaming services may have content protection (HDCP) that prevents mirroring to external displays. This is a limitation of the content provider, not the Ilano S850.

7. SPECIFICATIONS

Brand	Ilano
Model Number	S850
Connectivity Technology	HDMI
Wireless Technology	5G, 2.4G
Video Output Resolution	1080P@60Hz (Ultra 4K Decode Input)
Video Encoding	H.264, H.265/HEVC
Transmission Distance	Up to 165 ft (50M)
Total HDMI Ports	2 (1 on RX, 1 on TX for pass-through/power)
Audio Output Mode	Surround
Item Weight	180 Grams
Color	Orange

8. MAINTENANCE

- Keep the device clean and free from dust. Use a soft, dry cloth for cleaning.
- Avoid exposing the device to extreme temperatures, humidity, or direct sunlight.
- Do not attempt to disassemble or repair the device yourself. Contact customer support for assistance.
- Store the device in a cool, dry place when not in use.

9. WARRANTY AND SUPPORT

Ilano provides a **24-month warranty coverage** for the S850 Wireless HDMI Transmitter and Receiver. This includes:

- **7-Days Hassle-Free Returns:** For any reason.
- **15-Days Free Replacement:** For defective products.
- **18-Months Quality Issue Replacement:** For manufacturing defects.

- **24/7 Customer Support:** For any inquiries or assistance.

For warranty claims or technical support, please refer to the contact information provided in your product packaging or visit the official llano website.