

[Manuals.plus](#) /

> [YINYOO](#) /

> YINYOO KZ ZS12 PRO 2 In-Ear Monitor Headphones Instruction Manual

## YINYOO LIU9064

# YINYOO KZ ZS12 PRO 2 In-Ear Monitor Headphones Instruction Manual

Model: LIU9064

[Setup](#)

[Operating  
Instructions](#)

[Maintenance  
Warranty &  
Support](#)

[Troubleshooting](#)

[Specifications](#)

## INTRODUCTION

Thank you for choosing the YINYOO KZ ZS12 PRO 2 In-Ear Monitor Headphones. These headphones are engineered for high-fidelity audio, featuring a 5BA+1DD hybrid driver configuration and an ergonomic design for superior sound and comfort. This manual provides essential information for setup, operation, and maintenance to ensure optimal performance.



Image: KZ ZS12 PRO 2 In-Ear Monitor Headphones, showcasing their flagship-grade super-linear hybrid IEM design.

## SETUP

### Unboxing and Components

Carefully unbox your KZ ZS12 PRO 2 headphones. The package includes:

- KZ ZS12 PRO 2 In-Ear Monitor Headphones
- Detachable Cable
- Various Sizes of Eartips
- User Manual

# Reference-Grade Hi-Fi Sound Signature Comparable to Premium IEMs Worth Thousands

Through meticulous tuning and acoustic optimization, KZ engineers achieved a perfectly balanced three-frequency performance —deep and powerful bass without muddiness, clear and transparent mids with vivid detail, and smooth, refined highs free of harshness. Whether listening to complex orchestral tracks or gaming soundscapes, ZS12 Pro 2 reproduces every sound with precision.

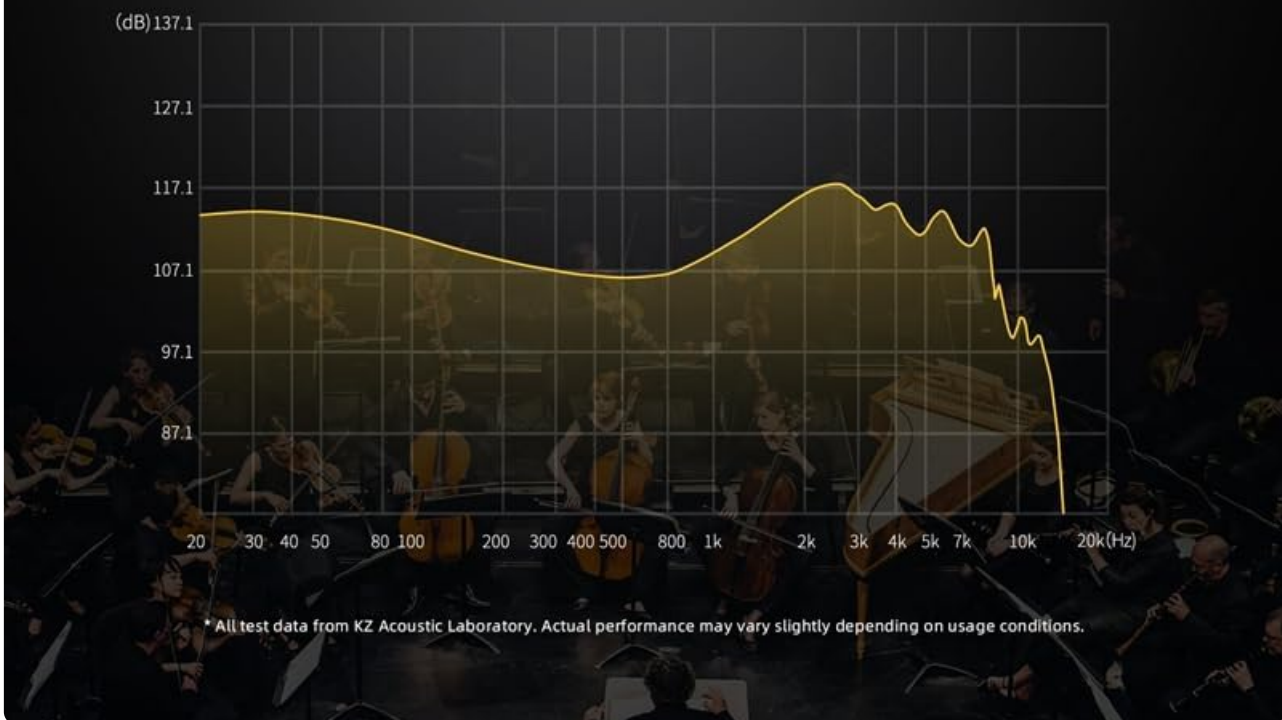



Image: Contents of the KZ ZS12 PRO 2 package, including the earbuds, detachable cable, eartips, and user manual.

## Connecting the Cable

1. Identify the left (L) and right (R) earpieces and the corresponding connectors on the cable.
2. Gently align the cable connector with the port on the earpiece. Ensure the pins are correctly oriented.
3. Push firmly until the connector clicks into place. Do not force the connection.

# Built-In Electronic Crossover Board The “Sound Commander” of Hybrid Drivers

Beyond its advanced 1DD + 5BA configuration, ZS12 Pro 2 features a professional electronic crossover board. Acting as the “sound director,” it ensures precise frequency division between dynamic and balanced armature drivers, minimizing interference and maximizing hybrid performance.



Note: This is a rendered image. The actual structure is subject to the actual product

Image: Close-up of connecting the detachable cable to the KZ ZS12 PRO 2 earpiece, highlighting the secure connection.

## Wearing the Headphones

The KZ ZS12 PRO 2 features an ergonomic over-ear design for comfort and stability.

1. Select the appropriate eartip size for a secure and comfortable fit. A good seal is crucial for optimal sound quality and noise isolation.
2. Place the earpiece into your ear canal.
3. Loop the cable over the top of your ear, ensuring it rests comfortably behind your ear.

## Parameter Configuration

Product name ZS12 Pro 2	Frequency response range 20-40000Hz
Unit impedance 35Ω	Unit sensitivity 109dB±2dB
Plug type 3.5mm	Pin type 0.78mm
Wire material Double parallel silver-plated wire	Wire length 120±5cm

Note: The data provided are experimental measurements, and actual usage may vary slightly depending on specific conditions.




Image: Diagram illustrating the ergonomic over-ear design for comfortable and stable wearing of the KZ ZS12 PRO 2.

## Connecting to Audio Source

Plug the 3.5mm audio jack into your compatible device (music player, game console, laptop, phone, etc.).

## Built-In Electronic Crossover Board The "Sound Commander" of Hybrid Drivers



Note: This is a rendered image. The actual structure is subject to the actual product

Image: Illustration of the 3.5mm standard audio plug, emphasizing universal compatibility with various devices.

## OPERATING INSTRUCTIONS

### In-line Control (if applicable)

If your cable includes an in-line microphone and control unit, use the following functions:

- **Press once briefly:** Play/Pause music, Answer/Hang up calls.
- **Double-click:** Next Track.
- **Press three times in a row:** Previous Track.
- **Press and hold once:** Reject call.

## 3.5mm Standard Audio Plug Universal Compatibility



Image: Diagram detailing the functions of the in-line control buttons for music playback and call management.

### Sound Modes (USB-C version only)

For USB-C versions, the adapter may feature different sound modes indicated by LED lights:

- **Rainbow Light:** Standard Mode.
- **Green Light:** Standard Game Mode.
- **Red Light:** Immersive Game Mode.
- **Blue Light:** Hi-Fi Mode.

### Optimal Listening Experience

The KZ ZS12 PRO 2 is designed for balanced three-frequency performance, delivering deep bass, clear mids, and smooth highs. Ensure a proper eartip seal to fully experience the sound isolation and audio quality.

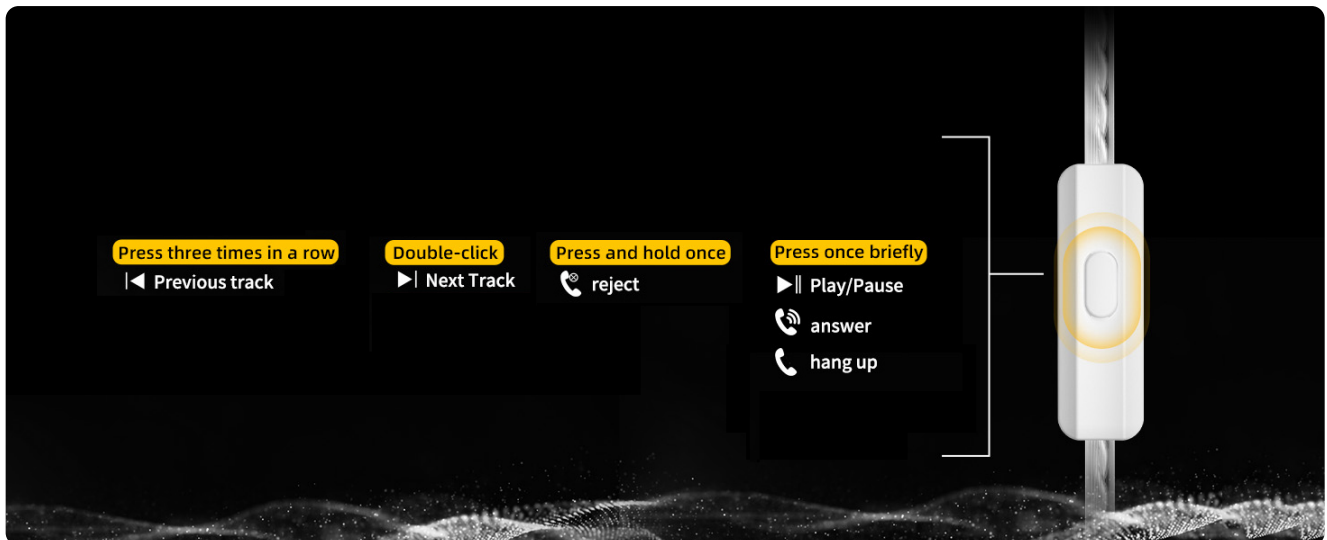


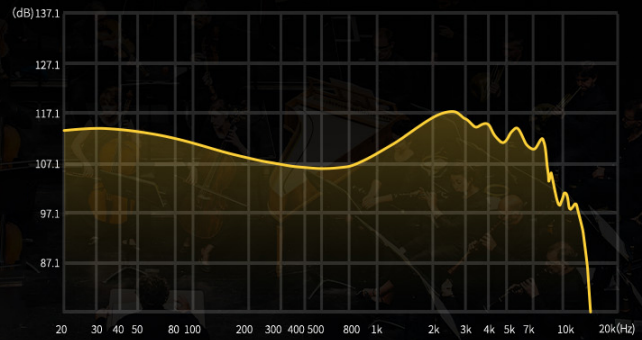
Image: Frequency response curve illustrating the balanced three-frequency performance of the KZ ZS12 PRO 2.

### Gaming Precision

With precise sound imaging and powerful transient response, these headphones are ideal for gaming, helping to accurately locate opponents and enhance the gaming experience.

## Balanced Three-Frequency Performance

Whether listening to complex orchestral tracks or gaming soundscapes, ZS12 Pro 2 reproduces every sound with precision



\* All test data from KZ Acoustic Laboratory. Actual performance may vary slightly depending on usage conditions.

Image: Visual depicting the KZ ZS12 PRO 2 headphones being used for gaming, highlighting their precision for FPS titles.

## MAINTENANCE

### Cleaning

- Regularly clean the eartips with a soft, dry cloth to remove earwax and debris.
- If necessary, gently wipe the earpiece body and cable with a slightly damp cloth. Avoid using harsh chemicals or abrasive materials.
- Ensure the headphones are completely dry before storage or next use.

### Storage

When not in use, store the headphones in a clean, dry place, preferably in a protective case, to prevent tangling and damage to the cable and earpieces.

## TROUBLESHOOTING

### No Sound or Poor Sound Quality

- Ensure the 3.5mm audio jack is fully inserted into the device.
- Check the volume level on your audio source and the in-line control.
- Verify that the detachable cable is securely connected to both earpieces.
- Try different eartip sizes to ensure a proper seal in your ear canal.
- Test the headphones with a different audio source to rule out device issues.

### Microphone Not Working

- Ensure your device's microphone input is set to the connected headphones.
- Check for any mute functions on your device or the in-line control.
- Confirm the cable is fully connected.

## SPECIFICATIONS

Feature	Detail
Model Name	zs12pro2

Audio Driver Type	Hybrid Driver (5BA + 1DD)
Frequency Response Range	20-40000Hz
Unit Impedance	35 Ohms
Unit Sensitivity	109 dB ± 2dB
Headphones Jack	3.5 mm Jack
Connectivity Technology	Wired
Cable Feature	Detachable
Material	Metal faceplate and resin shell
Noise Control	Sound Isolation
Compatible Devices	Laptops, Desktops, Tablets, Telephones, Gaming Consoles

Note: The data provided are experimental measurements, and actual usage may vary slightly depending on specific conditions.




Image: Detailed parameter configuration for the KZ ZS12 PRO 2 headphones.

## WARRANTY & SUPPORT

### Warranty Information

Specific warranty details may vary by region and retailer. Please refer to your purchase documentation or contact the seller for precise warranty terms. Protection plans may be available for extended coverage.

### Customer Support

For further assistance, technical support, or inquiries, please contact YINYOO Audio customer service or visit the official YINYOO Store on Amazon:

[Visit the YINYOO Store](#)

## PRODUCT VIDEOS

### KZ ZS12 Pro 2 Unboxing Video

Video: An unboxing video for the KZ ZS12 Pro 2 in-ear monitors, showing the contents and initial presentation of the product.

## **KZ ZS12 Pro 2 Gaming Earbuds**

Video: A demonstration of the KZ ZS12 Pro 2 gaming earbuds, highlighting their features and use in a gaming context.

## **KZ ZS12 Pro 2 In-Ear Monitors Overview**

Video: An overview of the KZ ZS12 Pro 2 in-ear monitors, showcasing their design and key audio features.