

SPORTNOW A70-107V00MX

SPORTNOW 13-in-1 Multi-Game Table Instruction Manual

Model: A70-107V00MX

INTRODUCTION

Thank you for choosing the SPORTNOW 13-in-1 Multi-Game Table. This versatile game table offers a wide array of entertainment options, including foosball, billiards, ping pong, ice hockey, and more, all in one compact unit. This manual provides essential information for safe assembly, operation, maintenance, and storage of your multi-game table. Please read it thoroughly before use and retain it for future reference.

SAFETY INFORMATION

- **Adult Supervision:** Children should always be supervised by an adult while playing to ensure safe use and prevent accidents.
- **Assembly:** Ensure all parts are correctly assembled and tightened before use. Improper assembly can lead to instability and injury.
- **Stable Surface:** Place the table on a flat, level, and stable surface to prevent tipping.
- **Weight Limit:** Do not sit or stand on the table. It is designed for playing games only.
- **Small Parts:** This product contains small parts that may pose a choking hazard for young children. Keep accessories out of reach when not in use.
- **Maintenance:** Regularly inspect the table for any loose or damaged parts. Do not use the table if any components are broken or missing.

PACKAGE CONTENTS

The SPORTNOW 13-in-1 Multi-Game Table includes all necessary components and accessories for immediate play. Please verify that all items listed below are present:

- Multi-Game Table Base (Billiard Table)
- Foosball Game Top
- Ping Pong Game Top

- Ice Hockey Game Top
- Chess/Checkers/Backgammon Board
- Dice/Card Game Board
- Bowling/Shuffleboard/Horseshoes/Ring Toss Board
- **Foosball Accessories:** 2 x Foosball balls, 22 x Players, 8 x Handles, 2 x Score counters, 2 x Ball boxes
- **Billiards Accessories:** 2 x Cue sticks, 1 x Set of billiard balls, 1 x Triangle rack, 1 x Chalk, 1 x Brush
- **Ping Pong Accessories:** 2 x Ping pong rackets, 1 x Ping pong ball, 1 x Net
- **Ice Hockey Accessories:** 2 x Air hockey pushers, 1 x Air hockey puck
- **Chess Accessories:** 1 x Chess set
- **Checkers Accessories:** 1 x Checkers set
- **Backgammon Accessories:** 1 x Backgammon set
- **Dice Game Accessories:** 1 x Set of dice
- **Card Game Accessories:** 1 x Deck of playing cards
- **Bowling Accessories:** 1 x Bowling set (pins)
- **Shuffleboard Accessories:** 1 x Shuffleboard set
- **Horseshoes Accessories:** 1 x Horseshoes set
- **Ring Toss Accessories:** 1 x Ring toss set

Note: Some accessories may be integrated into the game boards.

SETUP AND ASSEMBLY

Assembly is required for the SPORTNOW 13-in-1 Multi-Game Table. Follow these general steps. Refer to the included assembly diagram for detailed instructions on attaching the legs and securing the main billiard table frame.

1. **Unpack Components:** Carefully remove all parts from the packaging and lay them out on a clean, soft surface to prevent scratches.
2. **Assemble the Base:** Attach the legs to the main billiard table frame using the provided hardware. Ensure all screws are securely tightened. The table features a stable MDF panel, reinforced crossbar, and protective feet for durability and floor protection.
3. **Level the Table:** Once assembled, place the table in its desired location and ensure it is level. Adjust the protective feet if necessary to achieve stability.
4. **Prepare Game Surfaces:** The table is designed for easy interchangeability of game surfaces. The billiard table forms the base, and other game boards are placed on top.

STRUTTURA STABILE

Per un divertimento duraturo e di alta qualità



Image: Close-up of the foosball table demonstrating its stable structure, including the MDF panel, reinforced crossbar, and protective feet. This illustrates the quality of the table's construction.

OPERATING INSTRUCTIONS: GAME MODES

The SPORTNOW 13-in-1 Multi-Game Table allows for quick and easy transitions between games. The main table serves as the billiard base, and other game boards are placed or flipped on top.

SET DI GIOCHI DA TAVOLO 13 IN 1

Ribaltare o scambiare i piani dei tavoli per cambiare facilmente i giochi

- Calcio
- Air hockey
- Tennis da tavolo
- Biliardo
- Scacchi
- Dama
- Backgammon
- Gioco di carte
- Gioco dei dadi
- Bowling
- Shuffleboard
- Ferri di cavallo
- Lancio dell'anello



Image: Two people demonstrating how to change game surfaces by lifting the foosball top to access the billiard table underneath. This highlights the table's modular design.

Changing Game Surfaces

To switch between games, carefully lift the current game board off the table. The billiard table is the primary base. Other game boards (like foosball, ping pong, or ice hockey) are designed to fit securely on top of the billiard table frame. Some smaller games like chess or checkers may have their own dedicated boards that are placed directly on the billiard surface or on top of another game board.

Individual Game Play

- **Foosball:** Place the foosball top onto the table. Use the handles to control the players and score goals. Keep track of scores with the integrated score counters.
- **Billiards:** This is the base game. Arrange the billiard balls in the triangle rack, break, and use the cue sticks to pocket the balls.
- **Ping Pong (Table Tennis):** Place the ping pong top onto the table and set up the net. Use the rackets and ball to play.
- **Ice Hockey (Air Hockey):** Place the ice hockey top onto the table. Use the pushers to hit the puck into your opponent's goal.

- **Chess, Checkers, Backgammon:** Place the appropriate game board on the table. Use the provided game pieces to play according to standard rules.
- **Bowling, Shuffleboard, Horseshoes, Ring Toss:** Place the relevant game board on the table. Use the specific accessories for each game as instructed by their individual rules.
- **Dice Games, Card Games:** These games can be played on any flat surface of the table using the provided dice and playing cards.



Image: An overview of the SPORTNOW 13-in-1 Multi-Game Table, showcasing the various game surfaces and included accessories for different games like air hockey, foosball, billiards, and board games.

TUTTI GLI ACCESSORI SONO INCLUSI



Image: A visual representation of the accessories included for foosball (balls, players, handles, score counters, ball boxes) and air hockey (pushers, puck).

TUTTI GLI ACCESSORI SONO INCLUSI



Image: A visual representation of the accessories included for ping pong (rackets, ball) and billiards (cue sticks, billiard balls, triangle rack, chalk, brush).

TUTTI GLI ACCESSORI SONO INCLUSI




1 x set da bowling



1 x set da shuffleboard



1 x Set di ferri di cavallo



1 x Set di lancio dell'anello



Image: A visual representation of the accessories included for chess, checkers, backgammon, dice, and card games.

TUTTI GLI ACCESSORI SONO INCLUSI



1 x Set di scacchi



1 x Set da dama



1 x Set Backgammon



1 x Set di giochi di dadi



1 x mazzo di
carte da gioco



Image: A visual representation of the accessories included for bowling (pins), shuffleboard (pucks), horseshoes, and ring toss.

Your browser does not support the video tag.

Video: Official product video demonstrating the various game modes and transitions of the SPORTNOW 13-in-1 Multi-Game Table, including foosball, billiards, ping pong, ring toss, and air hockey, as well as its folding storage capability.

MAINTENANCE

- **Cleaning:** Wipe down all surfaces with a soft, damp cloth. Avoid abrasive cleaners or solvents that could damage the finish.
- **Game Surfaces:** Keep game surfaces clean and free of dust and debris to ensure optimal play. For billiard felt, use the provided brush.
- **Moving Parts:** Periodically check foosball rods and other moving parts for smooth operation. Lubricate if necessary with a silicone-based lubricant.
- **Hardware:** Regularly inspect all screws and bolts to ensure they remain tight. Retighten as needed to maintain table stability.

STORAGE

The SPORTNOW Multi-Game Table is designed for convenient storage. The video demonstrates how the table can be folded vertically to save space.

- **Remove Game Boards:** Before folding, remove all interchangeable game boards and accessories. Store them in a safe place to prevent damage or loss.
- **Fold the Table:** Follow the instructions in the assembly guide or refer to the product video for the correct procedure to fold the table's legs for vertical storage. Ensure all locking mechanisms are engaged to keep the table securely folded.
- **Store Accessories:** Keep all game accessories organized in a container or bag to prevent misplacement.
- **Location:** Store the table in a dry, cool place, away from direct sunlight and extreme temperatures, to prolong its lifespan.

TROUBLESHOOTING

- **Table is Wobbly:** Check that all leg bolts are securely tightened. Ensure the table is on a flat surface and adjust the protective feet if necessary to level it.
- **Game Board Does Not Fit Properly:** Ensure the correct game board is being used for the desired game and that it is oriented correctly. Check for any obstructions on the table frame or the underside of the game board.
- **Foosball Rods are Stiff:** Apply a small amount of silicone-based lubricant to the rods where they pass through the table frame.
- **Missing Parts/Damaged Components:** If you discover any missing parts or damaged components upon unpacking, please contact customer support immediately. Do not attempt to assemble or use the table with missing or damaged parts.

SPECIFICATIONS

Feature	Detail
Model Number	A70-107V00MX
Overall Dimensions (L x W x H)	121L x 109W x 80H cm (with handles and ball boxes)
Foosball Table Dimensions (L x W x H)	121L x 67W x 80H cm
Weight	23.5 kg
Material	Engineered Wood, Polypropylene
Color	Walnut, Black
Recommended Age	6 years and up
Number of Games	13
Assembly Required	Yes








Image: Detailed diagram illustrating the dimensions of the SPORTNOW 13-in-1 multi-game table and its various interchangeable game boards.


WARRANTY AND SUPPORT

SPORTNOW products are designed for quality and durability. For any questions, concerns, or assistance with your 13-in-1 Multi-Game Table, please contact our specialized customer support. Details for reaching customer support can typically be found on the product packaging or the retailer's website where the product was purchased.

Please retain your proof of purchase for any warranty claims.

Related Documents - A70-107V00MX

 <p>The cover of the SPORTNOW 5-in-1 Multi Game Table Installation Instructions manual. It features the SPORTNOW logo at the top, followed by the model number A70-108V00. Below this, there are images of the table in its various configurations: Pool, Soccer, Table Tennis, Hockey, and Basketball. The text '5-in-1 Multi Game Table Installation Instructions' is prominently displayed. At the bottom, there are safety icons and a CE mark.</p>	<p>SPORTNOW 5-in-1 Multi Game Table Installation Instructions</p> <p>Comprehensive installation instructions for the SPORTNOW 5-in-1 Multi Game Table, covering Pool, Soccer, Table Tennis, Hockey, and Basketball. Includes parts lists and assembly steps.</p>
 <p>The cover of the SPORTNOW A90-333V00 Table Tennis Table User Manual and Assembly Guide. It features the SPORTNOW logo at the top, followed by the model number A90-333V00. Below this, there are images of the table in its various configurations: Table Tennis, Table Soccer, Table Hockey, and Table Basketball. The text 'A90-333V00 Table Tennis Table User Manual and Assembly Guide' is prominently displayed. At the bottom, there are safety icons and a CE mark.</p>	<p>SPORTNOW A90-333V00 Table Tennis Table User Manual and Assembly Guide</p> <p>Comprehensive user manual and assembly guide for the SPORTNOW A90-333V00 Table Tennis Table, including safety instructions, parts list, assembly steps, and contact information.</p>
 <p>The cover of the SPORTNOW Electronic Dartboard User Manual & Game Instructions. It features the SPORTNOW logo at the top, followed by the model number A70-067V00_A70-067V01. Below this, there are images of the dartboard and the game instructions. The text 'Electronic Dartboard User Manual & Game Instructions' is prominently displayed. At the bottom, there are safety icons and a CE mark.</p>	<p>SPORTNOW Electronic Dartboard User Manual & Game Instructions</p> <p>Comprehensive guide for the SPORTNOW Electronic Dartboard (A70-067V00_A70-067V01), covering installation, operation, troubleshooting, and detailed game rules for 31+ games.</p>
 <p>The cover of the SPORTNOW 18 Inch Bristle Dartboard With Cabinet Instruction Manual. It features the SPORTNOW logo at the top, followed by the model number A70-113V00. Below this, there are images of the dartboard and the cabinet. The text '18 Inch Bristle Dartboard With Cabinet Instruction Manual' is prominently displayed. At the bottom, there are safety icons and a CE mark.</p>	<p>SPORTNOW 18 Inch Bristle Dartboard With Cabinet Instruction Manual</p> <p>Instruction manual for the SPORTNOW 18 Inch Bristle Dartboard With Cabinet (Model A70-113V00_UK). Includes safety warnings, usage precautions, parts list, and installation guide.</p>
 <p>The cover of the SPORTNOW A90-379V00 Aerobic Step User Manual and Exercise Guide. It features the SPORTNOW logo at the top, followed by the model number A90-379V00. Below this, there are images of the aerobic step. The text 'A90-379V00 Aerobic Step User Manual and Exercise Guide' is prominently displayed. At the bottom, there are safety icons and a CE mark.</p>	<p>SPORTNOW A90-379V00 Aerobic Step User Manual and Exercise Guide</p> <p>Comprehensive user manual for the SPORTNOW A90-379V00 Aerobic Step, including setup, safety warnings, maintenance, parts list, and detailed exercise instructions. This guide is available in English, French, German, Spanish, Italian, and Portuguese.</p>



[SPORTNOW Multi Gym A91-290V00/A91-290V01 User Manual and Safety Guide](#)

Comprehensive safety instructions, assembly guidance, usage tips, and maintenance information for the SPORTNOW Multi Gym models A91-290V00 and A91-290V01. Includes important warnings for safe operation.