

## Manuals+

[Q & A](#) | [Deep Search](#) | [Upload](#)

Manuals.plus /

> [KIBFLE](#) /

> KIBFLE TGW01 Smartwatch User Manual: Bluetooth Call, AI Voice, 1.85" HD Fitness Tracker

## KIBFLE TGW01

# KIBFLE TGW01 Smartwatch User Manual

Model: TGW01

## 1. INTRODUCTION

This manual provides essential instructions for the setup, operation, and maintenance of your KIBFLE TGW01 Smartwatch. Please read this guide thoroughly to ensure proper use and to maximize the features of your device.



Image: KIBFLE TGW01 Smartwatch with various display modes.

Video: An overview of the KIBFLE TGW01 Smartwatch, highlighting its design and key features.

## 2. SAFETY INFORMATION

- Do not attempt to disassemble or modify the device.
- Keep the device away from extreme temperatures and direct sunlight.
- Avoid exposing the device to strong impacts or drops.
- Consult a medical professional before starting any new exercise regimen or if you have pre-existing health conditions.
- The device is IP68 waterproof but not suitable for hot baths, saunas, or hot springs.

## 3. PACKAGE CONTENTS

Verify that all items are present in the package:

- KIBFLE TGW01 Smartwatch (x1)
- USB Magnetic Charging Cable (x1)
- User Manual (x1)



Image: Contents of the KIBFLE TGW01 Smartwatch package and device dimensions.

## 4. SETUP

### 4.1. Charging the Smartwatch

Before first use, fully charge your smartwatch. Connect the magnetic charging cable to the charging points on the back of the watch and to a USB power source. A full charge typically takes approximately 2 hours.



Image: Smartwatch connected to its magnetic charging cable.

## 4.2. Band Installation

To attach or detach the watch band, locate the quick-release pins on the underside of the band. Slide the pin to release or secure the band to the watch body.

Video: Demonstration of how to install the smartwatch band.

## 4.3. App Installation and Bluetooth Pairing

To unlock the full potential of your KIBFLE TGW01 Smartwatch, download and install the 'Verifyfit' app on your smartphone. The app is compatible with iOS 12.0+ and Android 6.0+ devices.

1. Enable Bluetooth on your smartphone.
2. Search for 'Verifyfit' in the Google Play Store or Apple App Store and install it.
3. Open the Verifyfit app, scan the QR code displayed on your watch, or manually search for the TGW01 device.
4. Confirm the pairing request on both your phone and the smartwatch.
5. Grant necessary permissions within the app to enable all features, such as call and message alerts.

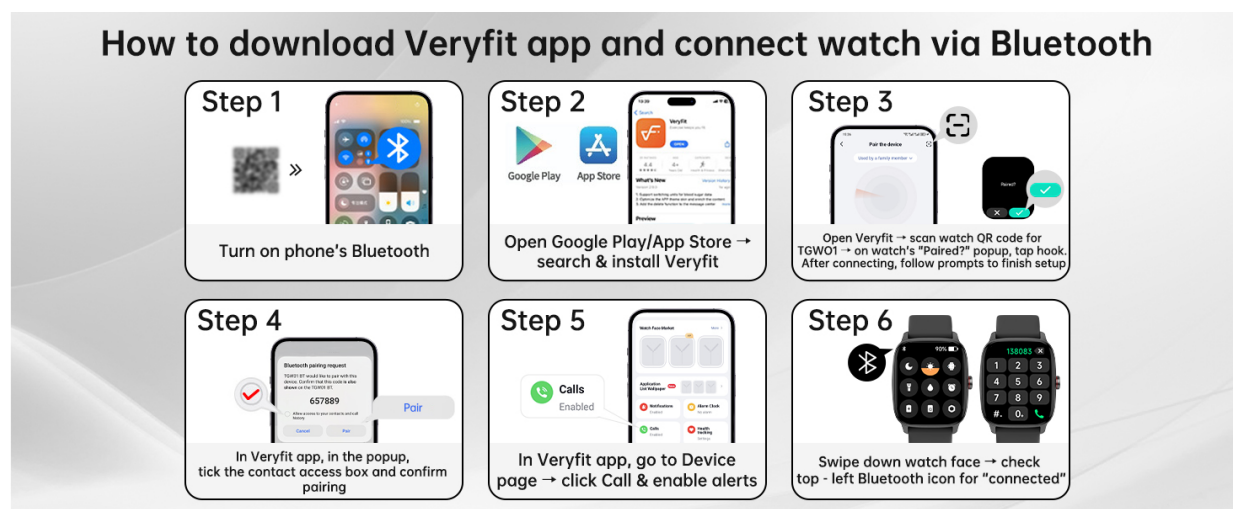


Image: Visual guide for Verifyfit app download and Bluetooth connection.

## 5. OPERATING INSTRUCTIONS

### 5.1. Basic Navigation

The TGW01 Smartwatch features a 1.85" HD touchscreen for intuitive control. Swipe left, right, up, or down to access different functions and menus. Press the side button to return to the home screen or access the app list.

Video: Demonstrates how to navigate the TGW01 Smartwatch interface.

Video: An introduction to the various functions available on the TGW01 Smartwatch.

### 5.2. Bluetooth Calling & AI Voice Assistant

With its built-in microphone and speaker, the TGW01 allows you to make and receive calls directly from your wrist via Bluetooth 5.3. You can also store frequent contacts and review call history. Activate the AI voice assistant to control your phone's functions, such as making calls, playing music, or checking weather conditions, using voice commands.

# Bluetooth Calling & AI Voice Assistant



Image: Bluetooth calling and AI voice assistant features on the smartwatch.

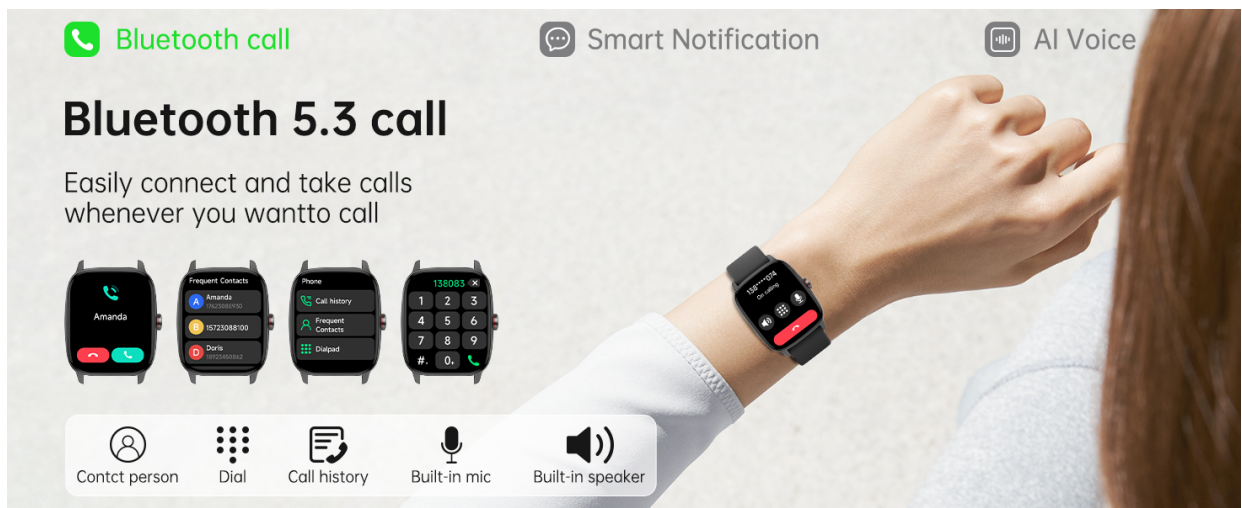


Image: Bluetooth 5.3 call functionality.



Image: AI Voice assistant in action.

### 5.3. Smart Notifications

Receive real-time notifications from your smartphone directly on your smartwatch. The 1.85" colorful touchscreen clearly displays alerts from various apps such as WhatsApp, SMS, Instagram, Facebook, and more. The watch provides gentle vibrations for incoming alerts. Note: Replying to messages directly from the watch is not supported.



Image: Smart notifications and reminders.

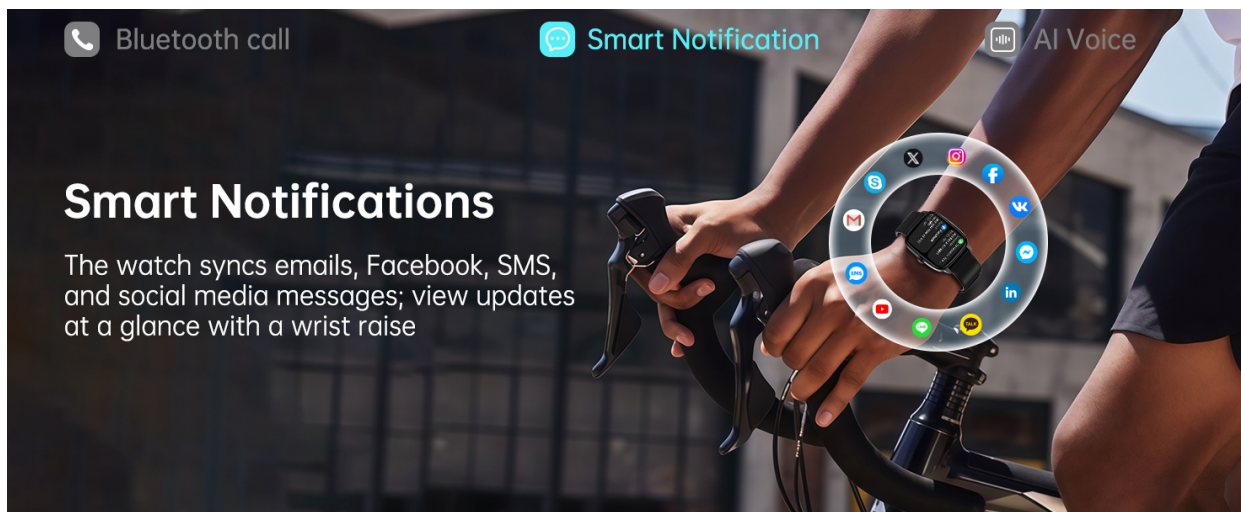


Image: Smart notifications on the go.

## 5.4. Health Monitoring

The TGW01 Smartwatch offers continuous 24/7 health monitoring, including heart rate, SpO2 (blood oxygen), and sleep tracking. It also records steps, calories burned, and distance traveled, syncing workout routes to the Veryfit app.

- **Heart Rate Monitoring:** Track your heart rate throughout the day.
- **SpO2 Monitoring:** Monitor your blood oxygen levels.
- **Sleep Monitoring:** Analyze your sleep patterns, including awake, light, and deep sleep stages.
- **Activity Tracking:** Records steps, distance, and calories.

# 24/7 Healthy Partner




Image: 24/7 Health monitoring features.

## 24/7 Heart Rate Monitoring

Real-time heart rate tracking via high-precision sensors, stay aware of changes and monitor health effortlessly



Image: Real-time heart rate tracking.

## 24/7 SpO2 Monitoring

Track SpO2 levels in real time to aid health management and promote a healthier lifestyle



Image: Real-time SpO2 monitoring.

## 24/7 Sleep Quality Tracking

Track sleep stages (awake/light/deep) in real time

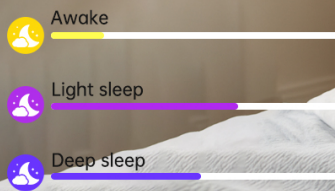


Image: Sleep quality tracking.

## 24/7 Activity Tracking

Real-time track steps, distance, calories - Supports multiple sports modes for fitness insights

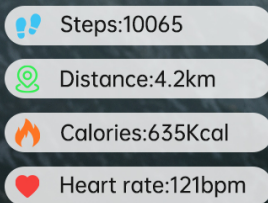


Image: 24/7 Activity tracking.

### 5.5. Sports Modes

The TGW01 Smartwatch supports over 100 sports modes, allowing you to accurately track your performance for various activities such as walking, running, cycling, swimming, basketball, and more. Data is recorded and synced to the Veryfit app for detailed analysis.

# 100+ Sports Modes

All-day activity data tracking




Image: Diverse sports modes tracking.

## 100+ Sports Modes



Image: Visual representation of 100+ sports modes.

### 5.6. Customization

Personalize your smartwatch with over 100 watch faces available through the Veryfit app. You can also upload your own photos to create unique custom dials. The 1.85" AMOLED screen offers 5 levels of brightness adjustment for optimal visibility in any environment.

# 1.85" HD Touch Color Screen



# 1.85" Customized App List Wallpaper

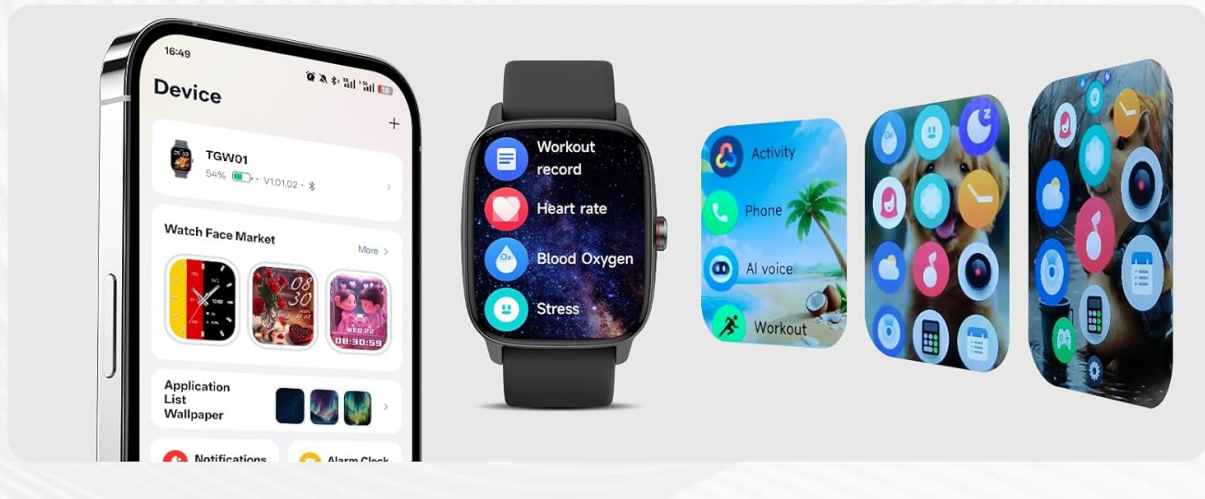


Image: Customizable watch faces and app list.

# 100+ Designed Watch Face



Image: Selection of designed watch faces.

## 5.7. Other Features

The TGW01 Smartwatch includes a variety of multi-functional tools:

- Music Player control
- Calculator

- Mini Games
- Weather Forecast
- Stopwatch and Timer
- Find Phone function
- Women's Menstrual Cycle Tracking
- Sedentary and Drink Water Reminders
- Breathing Training
- Calendar
- Camera Control (remote shutter)
- Draining Water function (for after water exposure)



Image: Overview of multifunctional smartwatch features.




Image: Additional multi-functional tools.



Image: More multi-functional tools.

## 6. MAINTENANCE

### 6.1. Water Resistance

The KIBFLE TGW01 Smartwatch is IP68 rated, meaning it is resistant to dust and can withstand immersion in water up to 1.5 meters for 30 minutes. It is suitable for daily use, such as washing hands or sweating during exercise. However, it is not recommended for use in hot water environments like baths, saunas, or hot springs, as steam and high temperatures can compromise the seal.

# 350mAh Long Battery Life

 **30** Days  
Standby time

 **7** Days  
Average Usage

 **2** Hours  
Charging time



IP68 Waterproof Smartwatch



Image: Smartwatch being used while washing hands.



IP68 Waterproof



Image: IP68 Waterproof feature for swimming.

Video: A waterproof test of the TGW01 Smartwatch.

## 6.2. Battery Care

The 350mAh Lithium Polymer battery provides up to 7 days of average usage and 30 days on standby. To prolong battery life, avoid extreme temperatures and use the provided charging cable. Charge the device when the battery level is low.

## Long Battery Life



**30** Days  
Standby time



**2.5** Hours  
Charging time



**7** Days  
Working Time



Image: Battery life and charging information.

### 6.3. Cleaning

Wipe the watch screen and body with a soft, dry cloth. If necessary, use a slightly damp cloth. Avoid harsh chemicals or abrasive materials that could damage the device.

## 7. TROUBLESHOOTING

- **Watch not turning on:** Ensure the watch is fully charged. Connect it to the charger for at least 30 minutes.
- **Cannot pair with phone:** Make sure Bluetooth is enabled on your phone and the watch is within range. Restart both devices and try pairing again through the Veryfit app.
- **Notifications not appearing:** Check app permissions in the Veryfit app and your phone's settings to ensure notifications are enabled for the watch.
- **Inaccurate health data:** Ensure the watch is worn snugly on your wrist, not too tight or too loose. Clean the sensors on the back of the watch.
- **Touchscreen unresponsive:** Restart the watch. If the issue persists, ensure the screen is clean and dry.

## 8. SPECIFICATIONS

Feature	Detail
Model Name	TGW01
Brand	KIBFLE
Display Screen	1.85 inch, 320*385 Pixel AMOLED
Battery Capacity	350mAh Lithium Polymer
Compatibility	Android 6.0 or above, iOS 12.0 or above
Waterproof Rating	IP68
Item Weight	2.46 ounces (0.07 Kilograms)
Dimensions (Watch Body)	38 x 45 x 9 mm
Band Length (Min-Max)	150mm - 225mm

Special Features

Bluetooth Call, AI Voice, Music Player, Heart Rate, SpO2, Sleep Monitor, 100+ Sports Modes, Mini Games

## Product Specification



Display screen:	1.85 inch, 320*385 Pixel
Battery capacity:	350mAh polymer
Compatible Systems:	Android 6.0 or above, iOS 12.0 or above
Size:	38*45*9 mm
Weight (with watch band) :	85g

Image: Detailed product dimensions.

### 9. WARRANTY AND SUPPORT

For warranty information and technical support, please refer to the documentation included with your purchase or contact KIBFLE customer service. Keep your proof of purchase for any warranty claims.