

[Manuals.plus](#) /

> [XIAOMI](#) /

> [Xiaomi Redmi Note 15 Pro 5G Smartphone User Manual](#)

## XIAOMI Redmi Note 15 Pro 5G

# Xiaomi Redmi Note 15 Pro 5G User Manual

Model: Redmi Note 15 Pro 5G

## 1. OVERVIEW

---

The Xiaomi Redmi Note 15 Pro 5G is a high-performance smartphone designed for robust daily use. It features a massive 6580 mAh battery, IP66/IP68 dust and water resistance, a 200 MP camera, and a 6.83-inch 1.5K AMOLED display. This manual provides essential information for setting up, operating, and maintaining your device.



REDMI Note 15 Pro+ 5G



Image: Multiple views of the Xiaomi Redmi Note 15 Pro 5G smartphone, showcasing its design and camera module.

## 2. WHAT'S IN THE BOX

---

Upon unboxing your Xiaomi Redmi Note 15 Pro 5G, you should find the following items:

- Xiaomi Redmi Note 15 Pro 5G Smartphone
- USB Cable (USB Type-C)
- SIM Ejection Tool

- Protective Case
- Holding Ring (Keyring)

*Note: A power adapter is not included with this device.*



1. La capacité typique de la batterie est de 6 580 mAh.

Image: Contents of the Xiaomi Redmi Note 15 Pro 5G box, showing the smartphone, USB-C cable, SIM ejection tool, protective case, and holding ring.

### 3. KEY FEATURES

- **Massive 6580 mAh Battery with 45W Turbo Charging:** Equipped with an ultra-large silicon-carbon battery for extended usage while maintaining a slim and light design. Supports 45W turbo charging and up to 22.5W reverse charging.

## Batterie massive de 6 580 mAh

Doté d'une batterie Silicon-Carbon de très grande capacité et d'une densité énergétique exceptionnelle, l'appareil reste fin et léger. Associé à plusieurs protections de charge, il garantit une autonomie de 6 ans.

**Jusqu'à 2 jours**

autonomie de la batterie

**Jusqu'à 27 heures**

Lecture vidéo

**Jusqu'à 108 heures**

Lecture musicale



Image: Diagram illustrating the 6580 mAh battery capacity of the Redmi Note 15 Pro 5G.

- **IP66 / IP68 Dust and Water Resistance:** The device has successfully passed 2-meter water resistance tests for 24 hours. It is designed to withstand daily splashes, accidental immersion, or drops in water without affecting performance.

## Résistance à la poussière et à l'eau IP66/IP68

2 mètres pendant 24 heures. Pas besoin de craindre les éclaboussures du quotidien. Même une immersion accidentelle ou une chute dans l'eau n'affectera pas ses performances.



Image: The Redmi Note 15 Pro 5G with water droplets, demonstrating its IP66/IP68 dust and water resistance.

- **New 200 MP Ultra-Clear Camera System:** Features a 4th generation 200 MP main sensor combined with a large 1/1.4-inch sensor, offering unprecedented image detail.

## Nouveau système d'appareil photo 200 MP à la netteté ultime

**Il capture chaque détail, de près comme de loin**

Le REDMI Note 15 Pro 5G embarque sa toute nouvelle Caméra principale 200 MP de 4e génération à la netteté ultime, dotée d'un nouveau grand capteur 1/1.4 offrant un niveau de détail inédit.

**200 MP**

Caméra principale 1/1.4" Capteur OIS  
f/1.7

**8MP**

Caméra ultra grand-angle  
f/2.2



Image: Close-up view of the 200 MP camera module on the Redmi Note 15 Pro 5G.

- **Immersive 6.83-inch 1.5K Eye-Care AMOLED Display:** Utilizes flagship-level luminous materials for reduced power consumption and a peak brightness of 3200 nits, ensuring clear visibility even in bright sunlight.

## Écran sunlight de 6,83 pouces 1.5K pour la protection des yeux

HDR+ Dolby Vision Vivid HDR

Des visuels époustouffants, incroyablement vifs

2772 x 1280	12 bits	3 200 nits
Résolution	Profondeur des couleurs	Luminosité maximale
120 Hz	480 Hz	2 560 Hz
Taux de rafraîchissement	Taux d'échantillonnage tactile	Taux d'échantillonnage tactile instantané
16 000 paliers		
Réglage automatique de la luminosité		





Image: The 6.83-inch 1.5K AMOLED display of the Redmi Note 15 Pro 5G with its specifications.

- **AI Assistant:** Intelligent optimization with a single gesture, enhancing imaging capabilities and creative efficiency.

## Assistant de créativité IA

De nombreuses nouvelles manières de créer

Une optimisation intelligente en un seul geste, élargissant les possibilités photographiques et l'efficacité créative.

Before
After

Image: Before and after images demonstrating AI photo optimization on the Redmi Note 15 Pro 5G.

- **Corning Gorilla Glass Victus 2:** Reinforced front glass for enhanced shock and scratch resistance, ensuring long-term durability.

## Corning® Gorilla® Glass Victus® 2

Face avant renforcée

Dotée d'un verre ultra-résistant, l'écran est protégé contre les chocs et les rayures pour une durabilité et une fiabilité à long terme.



Image: Illustration of Corning Gorilla Glass Victus 2 durability on the Redmi Note 15 Pro 5G.

- **MediaTek Dimensity 7400-Ultra Processor:** Built on a 4nm TSMC process with an octa-core architecture up to 2.6 GHz, providing powerful multitasking, smooth gaming, and stable performance.

## Jusqu'à 24 GB de RAM avec extension de mémoire

Des performances encore plus fluides




Image: Technical image showing RAM chips, indicating up to 24GB RAM with memory extension on the Redmi Note 15 Pro 5G.

- **Xiaomi HyperOS 2:** Offers a faster, smarter, and smoother user experience with 6 years of security updates.




Image: Screenshot of the Xiaomi HyperOS 2 interface on the Redmi Note 15 Pro 5G.

## 4. SETUP

---

### 4.1. Inserting the SIM Card

1. Locate the SIM card tray on the side of your device.
2. Insert the SIM ejection tool into the small hole next to the tray and press firmly until the tray pops out.
3. Place your Nano-SIM card(s) into the tray with the gold contacts facing down. Ensure they are correctly aligned.
4. Carefully push the SIM card tray back into the device until it clicks into place.

### 4.2. Initial Power On and Setup

1. Press and hold the Power button (usually on the right side) until the Xiaomi logo appears.
2. Follow the on-screen instructions to select your language, region, and connect to a Wi-Fi network.
3. Sign in with your Google account or create a new one to access Google services and the Play Store.
4. Set up your screen lock (PIN, pattern, password, fingerprint, or face unlock) for security.
5. Review and accept the terms and conditions to complete the setup process.

## 5. OPERATING INSTRUCTIONS

---

## 5.1. Basic Navigation

- **Home Screen:** Swipe left or right to navigate between home screens.
- **App Drawer:** Swipe up from the bottom of the screen to access all installed applications.
- **Notifications & Quick Settings:** Swipe down from the top of the screen to view notifications and access quick settings toggles.
- **Recent Apps:** Swipe up from the bottom and hold, or tap the square navigation button (if enabled) to see recently used applications.

## 5.2. Camera Usage

The 200 MP camera system offers various modes for capturing photos and videos.

1. Open the Camera app from your home screen or app drawer.
2. Swipe left or right on the screen to switch between modes like Photo, Video, Portrait, Pro, and more.
3. Tap the shutter button to take a photo or the record button to start/stop video recording.
4. Use the zoom options (e.g., 0.6x, 1x, 2x) or pinch to zoom for different perspectives.
5. Access settings (gear icon) for advanced options like resolution, aspect ratio, and AI enhancements.

## Contenu de la boîte

### Redmi Note 15 Pro 5G



### Câble USB-C



### Outils déjection SIM



### Coque de protection



### Anneau de maintien



Image: A hand holding the Redmi Note 15 Pro 5G, displaying the camera interface with various modes and controls.

## 5.3. Display Settings

Customize your display for optimal viewing and comfort.

- Go to **Settings > Display**.
- Adjust brightness, enable Adaptive brightness, or activate Reading mode for eye comfort.
- Change the Refresh rate (up to 120Hz) for smoother scrolling and animations.
- Select Color scheme and adjust color temperature to your preference.

## 5.4. Battery Management

Optimize your battery life and utilize charging features.

- Access **Settings > Battery** to view usage statistics and enable Battery Saver modes.
- Use the provided USB Type-C cable with a compatible 45W charger for turbo charging.
- To use reverse charging, connect a compatible device to your smartphone via a USB-C to USB-C cable.

## 6. MEDIA INTEGRATION

---

### 6.1. Product Overview Video

---

Video: A seller-provided overview of the Redmi Note 15 Pro, showcasing its design, interface, and camera features. This video highlights the device's smooth operation and aesthetic appeal.

## 7. MAINTENANCE

---

### 7.1. Cleaning Your Device

- Use a soft, lint-free cloth to clean the screen and body of your phone.
- Avoid using harsh chemicals or abrasive materials.
- For speaker and port cleaning, the device features a function to expel water and dust. Access this feature through the settings or a dedicated app.

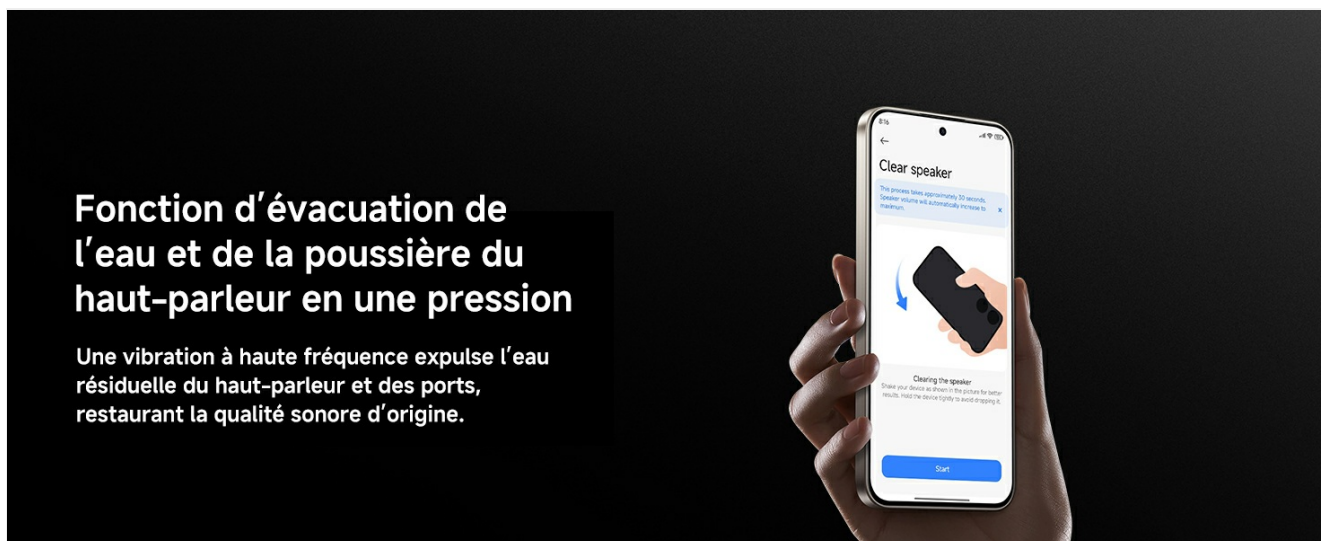


Image: Screenshot of the Redmi Note 15 Pro 5G showing a speaker cleaning function on the screen, which uses high-frequency vibration to expel residual water and dust.

## 7.2. Software Updates

Regularly check for and install software updates to ensure optimal performance, security, and access to new features.

- Go to **Settings > About phone > MIUI version** (or HyperOS version) to check for updates.

## 8. TROUBLESHOOTING

---

### 8.1. Device Not Responding

- Press and hold the Power button for about 10-15 seconds to force a restart.
- If the issue persists, ensure the device is charged. Connect it to a charger and wait a few minutes before attempting to power it on again.

### 8.2. Network Connectivity Issues

- Toggle Airplane mode on and off from Quick Settings.
- Restart your device.
- Check if your SIM card is properly inserted.
- Go to **Settings > SIM cards & mobile networks** to ensure your mobile data is enabled and the correct network type is selected.

### 8.3. Apps Crashing or Freezing

- Clear the cache and data of the problematic app (**Settings > Apps > Manage apps > [App Name] > Clear data**).
- Uninstall and reinstall the app.
- Ensure your device's software is up to date.

### 8.4. Factory Reset

If you encounter persistent issues, a factory reset may be necessary. **Warning: This will erase all data on your device. Back up important data before proceeding.**

1. Go to **Settings > About phone > Factory reset**.
2. Follow the on-screen instructions to confirm the reset.

## 9. SPECIFICATIONS

---

Feature	Detail
Brand	XIAOMI
Model Name	Redmi Note 15 Pro 5G
Operating System	Hyper OS
RAM	12 GB
Storage Capacity	512 GB
CPU Model	Mediatek Dimensity 7400
Screen Size	6.83 Inches
Display Resolution	1560 x 720

Refresh Rate	120 Hz
Display Type	AMOLED
Wireless Carrier	Unlocked
Color	Black
SIM Card Slots	Dual SIM
Input Interface	USB Type C
Water Resistance Level	Waterproof (IP66/IP68)
Front Camera Resolution	20 MP
Rear Camera Resolution	200 Megapixels
Battery Capacity	6580 mAh
Cellular Technology	5G
Connectivity Technology	Bluetooth, NFC, USB, Wi-Fi
Model Year	2026



Image: Technical specifications and feature legends for the Redmi Note 15 Pro 5G.

## 10. WARRANTY AND SUPPORT

Your Xiaomi Redmi Note 15 Pro 5G comes with a **2-year manufacturer's warranty**. This warranty covers defects in materials and workmanship under normal use.

For warranty claims, technical support, or service inquiries, please contact Xiaomi customer service or visit the official Xiaomi support website. Keep your proof of purchase for warranty validation.

