



[Manuals.plus](#) /

› [PEFUPEW](#) /

› PEFUPEW C6 Wireless Earbuds User Manual

PEFUPEW C6

PEFUPEW C6 Wireless Earbuds User Manual

Model: C6

INTRODUCTION

Thank you for choosing the PEFUPEW C6 Wireless Earbuds. These earbuds are designed to provide a high-quality audio experience with features tailored for active lifestyles. This manual will guide you through the setup, operation, and maintenance of your new earbuds.

PACKAGE CONTENTS

Ensure all items are present in your package:

- Headphones case (with the headphones inside) x1
- Silicone earplugs (S / M / L)
- USB C Cable x1
- User Manual (this document)


PRODUCT OVERVIEW

The PEFUPEW C6 Wireless Earbuds feature an ergonomic over-ear hook design for secure fit, advanced Bluetooth 5.4 technology for stable connection, and Environmental Noise Cancelling (ENC) microphones for clear calls. The charging case includes a dual LED display to show battery levels.

Featuring The Cutting-Edge Bluetooth 5.4 Chip

Dual transmission capability enables independent usage of the left and right headphones, ensuring a stable connection with the Bluetooth 5.4 chip.

Bluetooth 5.4 speed transfer illustration



Bluetooth 5.3 speed transfer illustration



Image: PEFUPEW C6 Wireless Earbuds in their charging case. The earbuds feature an over-ear hook design and are securely placed in the case.

SETUP

1. Initial Charge

Before first use, fully charge the earbuds and the charging case. Connect the provided USB-C cable to the charging port on the back of the case and to a power source. The dual LED display on the case will show the charging status.

48 Hrs Playtime & Type-C Charge

Experience an all-day immersion in the music world with extended battery capacity for extended playtime.




Image: The PEFUPEW C6 charging case with its lid open, showing the earbuds inside and the dual LED display indicating battery levels.

2. Pairing with a Device

1. Ensure both earbuds are fully charged.
2. Make sure Bluetooth is enabled on your device.
3. Turn off and on your device's Bluetooth.
4. Search for available devices and select "C6" from the list.
5. Once connected, the earbud lights will stop flashing.

OPERATING INSTRUCTIONS

Wearing the Earbuds

The PEFUPEW C6 earbuds feature an over-ear hook design for a secure and comfortable fit, especially during physical activity. Gently place the earbud into your ear canal and loop the hook over the top of your ear.

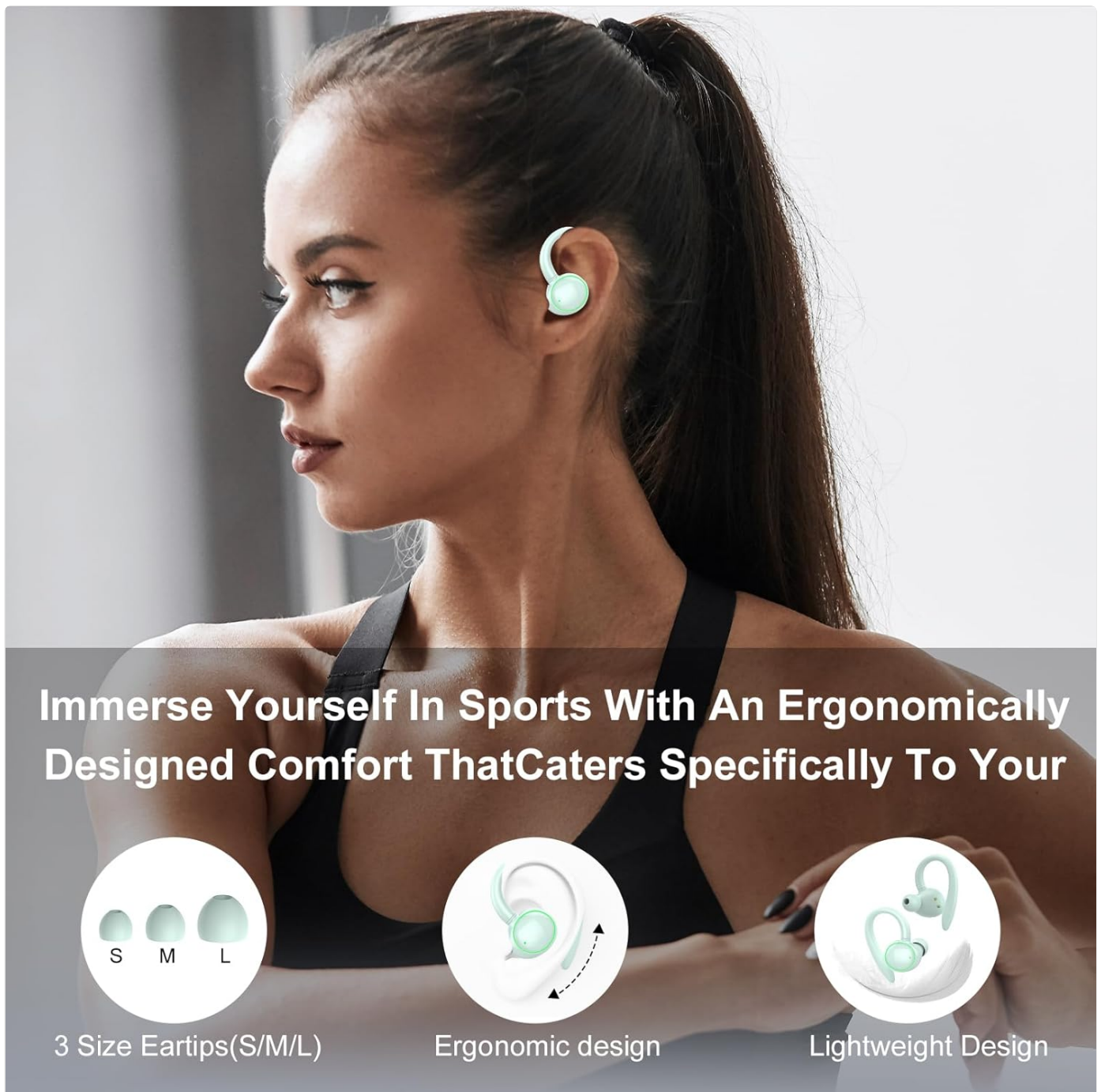


Image: A woman wearing the PEFUPEW C6 Wireless Earbuds, demonstrating the secure over-ear hook design during a workout.

Touch Controls

The earbuds are equipped with smart touch controls for easy management of audio and calls:

- **Play/Pause:** Single tap on either earbud.
- **Next Track:** Double tap on the right earbud.
- **Previous Track:** Double tap on the left earbud.
- **Volume Up:** Triple tap on the right earbud.
- **Volume Down:** Triple tap on the left earbud.
- **Answer/End Call:** Single tap on either earbud during an incoming call.
- **Reject Call:** Press and hold either earbud for 2 seconds during an incoming call.
- **Activate Voice Assistant:** Press and hold either earbud for 3 seconds.

MAINTENANCE

Cleaning

Regularly clean your earbuds and charging case to ensure optimal performance and hygiene. Use a soft, dry, lint-free cloth. Do not use harsh chemicals or abrasive materials. For the ear tips, remove them and clean with mild soap and water, then dry thoroughly before reattaching.

Storage

When not in use, store the earbuds in their charging case to protect them from dust, damage, and to keep them charged. Store in a cool, dry place away from extreme temperatures.

TROUBLESHOOTING

Earbuds Not Pairing

- Ensure both earbuds are fully charged.
- Make sure Bluetooth is enabled on your device.
- Turn off and on your device's Bluetooth.
- Forget "C6" from your device's Bluetooth list and attempt to pair again.
- If issues persist, reset the earbuds (refer to the full user manual for specific reset instructions).

No Sound or Low Volume

- Check the volume levels on both your device and the earbuds.
- Ensure the earbuds are properly connected to your device.
- Clean any debris from the earbud speakers.

Charging Issues

- Verify the USB-C cable is securely connected to both the case and the power source.
- Try a different USB-C cable or power adapter.
- Ensure the charging contacts on the earbuds and inside the case are clean and free of obstruction.

SPECIFICATIONS

Feature	Detail
Model Name	C6
Bluetooth Version	5.4
Bluetooth Range	15 Meters
Battery Life (Earbuds)	Up to 8 hours (at 50% volume)
Total Playback Time (with case)	Up to 48 hours
Charging Time	1.5 Hours
Noise Control	Environmental Noise Cancellation (ENC)
Water Resistance Level	IP7 Waterproof

Control Type	Touch Control
Audio Driver Size	14.2 Millimeters
Earpiece Shape	Hook (Over Ear)
Compatible Devices	Bluetooth-enabled smartphones (iOS/Android), tablets, laptops

WARRANTY AND SUPPORT

For warranty information and customer support, please refer to the official PEFUPEW website or contact your retailer. Keep your purchase receipt for warranty claims.