

## ATUVOS AT2503-1P

# ATUVOS Smart Air Tag Card AT2503-1P Instruction Manual

Model: AT2503-1P | Brand: ATUVOS

## INTRODUCTION

The ATUVOS Smart Air Tag Card AT2503-1P is a versatile Bluetooth tracker designed to help you locate your valuable items. Compatible with both Apple Find My and Google Find Hub networks, this rechargeable device offers a reliable solution for keeping track of your belongings. Its slim design makes it ideal for wallets, while its robust features, including IP68 water resistance and a loud alert sound, ensure your items are always within reach or locatable.

## SAFETY INFORMATION

- Keep the device away from extreme temperatures and direct sunlight.
- Do not attempt to disassemble or modify the device. This may void the warranty and cause damage.
- Use only compatible charging methods.
- Dispose of the device and its battery according to local regulations.

## SETUP AND PAIRING

The ATUVOS Smart Air Tag Card is compatible with both Apple Find My and Google Find Hub. Please note that it can only be connected to one system at a time. Huawei HarmonyOS devices are not supported.

### Pairing with Apple Find My (iOS)

1. Ensure Bluetooth is enabled on your iOS device.
2. Open the **Find My** app.
3. Navigate to the **Items** tab and tap **+**, then select **Add Other Item**.

4. Press and hold the button on your ATUVOS tag for 10 seconds until you hear two 'Di' sounds, indicating it's in pairing mode.
5. Follow the on-screen instructions in the Find My app to complete the pairing process.

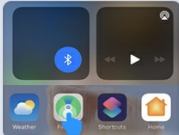
## Pairing with Google Find Hub (Android)

1. Download and install the **Google Find Hub** app from the Google Play Store if you haven't already.
2. Ensure Bluetooth is enabled on your Android device.
3. Open the **Google Find Hub** app.
4. Press and hold the button on your ATUVOS tag for 10 seconds until you hear two 'Di' sounds.
5. A pop-up notification should appear in the Google Find Hub app. Tap on it and follow the on-screen instructions to connect.

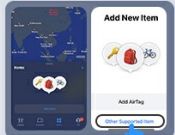
## Switching Between Systems

To switch your ATUVOS Smart Air Tag Card from one system (iOS or Android) to another, you must first disassociate it from the currently connected device. Then, reset the tracker by pressing and holding its button for 10 seconds until you hear two 'Di' sounds. After resetting, you can pair it with the new operating system following the steps above.


### Utilisez "Localiser" pour l'appairage, pas Bluetooth



1 Activez l'appli "Localiser" et le Bluetooth




2 Appuyez sur "Ajouter un objet" en bas du menu "Objets", puis sélectionnez "Autre objet pris en charge"

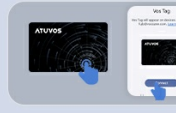


3 Maintenez le bouton enfoncé pendant 10 secondes pour réinitialiser l'étiquette ATUVOS, puis appairez-la avec le téléphone une fois la réinitialisation réussie

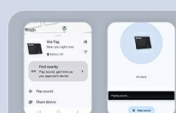
### Utilisez "Localiser" pour l'appairage, pas Bluetooth



1 Si l'application Localiser n'est pas installée, téléchargez-la et installez-la depuis le Google Play Store, puis activez la fonction Bluetooth et l'application



2 Actionnez l'interrupteur autonome. Après avoir entendu deux sons "Di" provenant de votre tag, cliquez sur le lien dans la fenêtre pop-up de l'application Find Hub



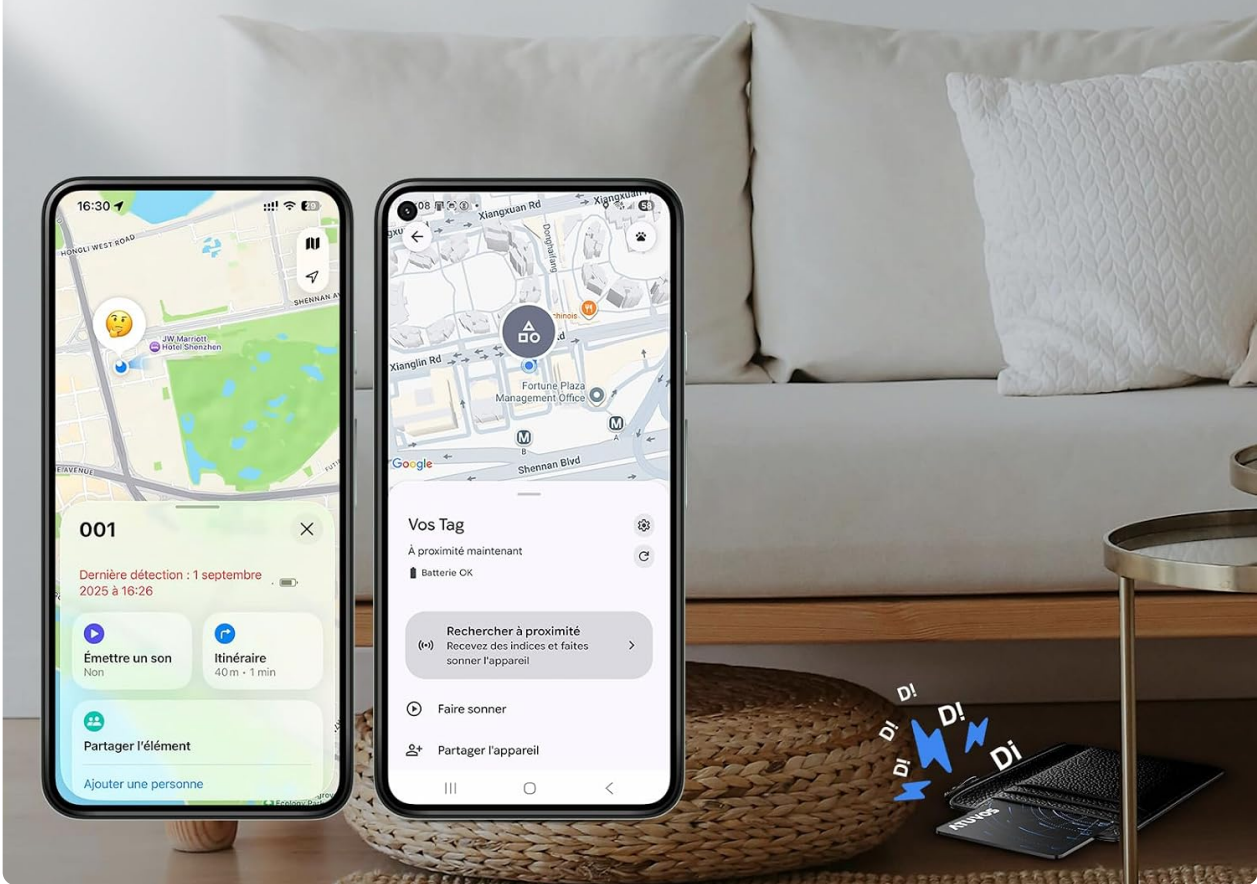
3 Cliquez sur "Rechercher à proximité" ou "Faire sonner" pour localiser vos objets

**Image:** Detailed pairing instructions for both Apple Find My and Google Find Hub. It emphasizes using the respective apps for pairing rather than direct Bluetooth connection.

# Von Apple und Google Zertifiziert

## Vollständig kompatibel mit iOS- und Android-Systemen

Hinweis: Jedes Produkt kann nur mit einem Telefon pro Betriebssystem gekoppelt werden. Um das System zu wechseln, müssen Sie die Informationen auf dem ursprünglichen Telefon löschen und das Produkt zurücksetzen, bevor Sie es erneut mit einem Telefon mit dem anderen Betriebssystem koppeln



**Image:** The ATUVOS tracker is certified by Apple and Google, ensuring full compatibility with iOS and Android systems. A note indicates that Huawei HarmonyOS devices are not supported.

### Prise en charge de Google Localiser et de l'appli Apple Localiser Compatibles avec les appareils Apple et la plupart des téléphones Android



Fonctionne avec Google Localiser

Android

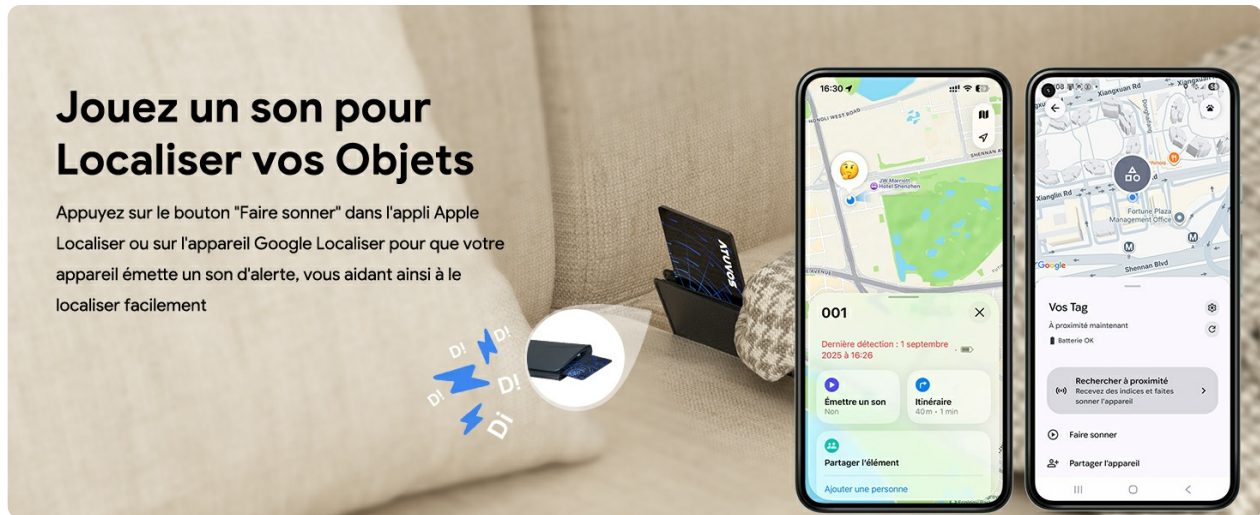
Fonctionne avec Localiser App

HarmonyOS REMARQUE : Les appareils Huawei ne sont pas pris en charge

**Image:** This image illustrates the broad device compatibility, supporting Apple devices (iPhone) and most Android phones (Samsung, OPPO, Google, Xiaomi) via Google Find Hub and Apple Find My apps.

## Finding Items Nearby

To locate your ATUVOS Smart Air Tag Card when it's within Bluetooth range (up to 200 feet or approximately 60 meters), open the Apple Find My or Google Find Hub app. Select your ATUVOS tag and tap the option to **Play Sound**. The integrated speaker will emit a loud sound (80-100 decibels) to help you pinpoint its exact location. You can also ask Siri for assistance if using an Apple device.



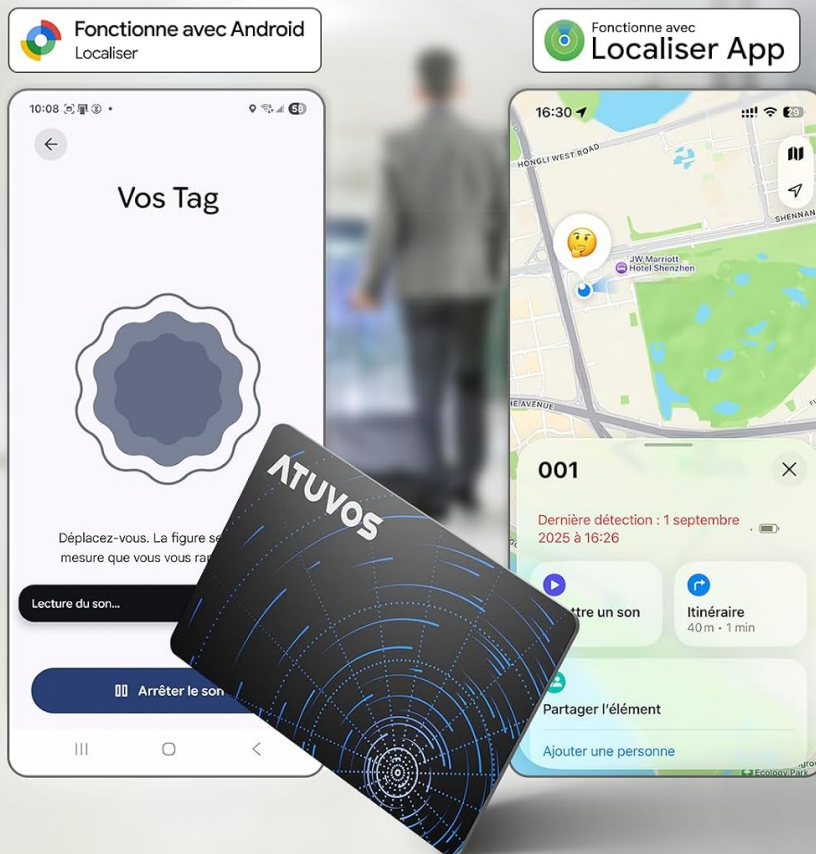
**Image:** This image demonstrates how to make the ATUVOS tracker play a sound through the app to help locate nearby items.

## Finding Items Remotely

If your ATUVOS Smart Air Tag Card is out of Bluetooth range, you can still locate it using the vast networks of Apple Find My or Google Find Hub. These networks leverage hundreds of millions of devices to anonymously detect your tag's location. Open the respective app, and you will see your tag's last known location on a map. You can then use the app's navigation feature to guide you to its proximity.

# Certifié par Apple et Google Entièrement compatible avec les systèmes iOS et Android

Remarque : Chaque produit ne peut être associé qu'à un seul téléphone par système d'exploitation. Pour changer de système, vous devez supprimer les informations du téléphone d'origine et réinitialiser le produit avant de le ré-associer avec un téléphone utilisant l'autre système d'exploitation



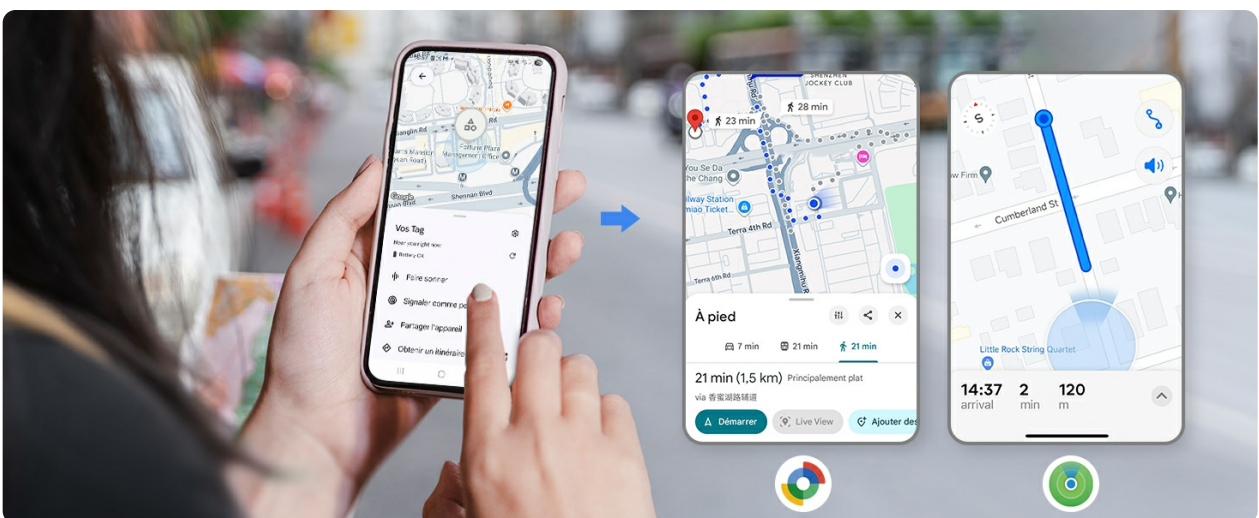
 HarmonyOS **REMARQUE : Les appareils Huawei ne sont pas pris en charge**

**Image:** A smartphone screen displays a map with the ATUVOS tracker's location, demonstrating remote tracking capabilities and navigation guidance.

L'application Google Localiser et l'application Apple Localiser permettent toutes deux de partager les droits d'accès avec des amis et des membres de la famille, permettant ainsi à des contacts de confiance de aider à localiser les objets partagés



**Image:** This image highlights the global tracking capability, showing how the ATUVOS tracker can be located anywhere using the extensive Apple and Google networks.



**Image:** A user is shown navigating towards the tracker's location using the map feature on their smartphone, demonstrating the guided retrieval process.

## Left-Behind Alerts (Apple Find My Only)

To prevent losing your items, enable Left-Behind Alerts in the Apple Find My app. You will receive an instant notification on your iOS device if your ATUVOS tag is separated from you. This feature is currently not available for Google Find Hub users.



**Image:** A smartphone displays a notification indicating that a wallet (with the tracker) has been left behind, illustrating the left-behind alert feature.

## Lost Mode

If your ATUVOS tag is lost, activate **Lost Mode** in either the Google Find Hub or Apple Find My app. You will be automatically notified when your tag is detected by another device within the respective network, helping you recover your item.


## Sharing Your Tracker

Both Google Find Hub and Apple Find My (iOS 17 and above) allow you to share your tracker's location with up to 5 other participants. This enables trusted friends or family members to view the item's location on their map, facilitating collaborative searching.

# Spécifications et Caractéristiques



▼ 1.6mm



**Image:** This image depicts the sharing functionality, where the tracker's location can be shared between multiple users via their respective apps.

## Privacy Protection

For your privacy, both the Google Find Hub and Apple Find My networks are encrypted and anonymous. Location data and history are not stored on the ATUVOS Smart Air Tag Card itself, ensuring your personal information remains secure.

## Protection de la vie Privée

Les traceurs Bluetooth ATUVOS sont compatibles avec Apple Localiser et Google Localiser. Toutes les données de communication sont anonymisées et chiffrées lors de leur transmission via les réseaux Apple Localiser et Google Localiser



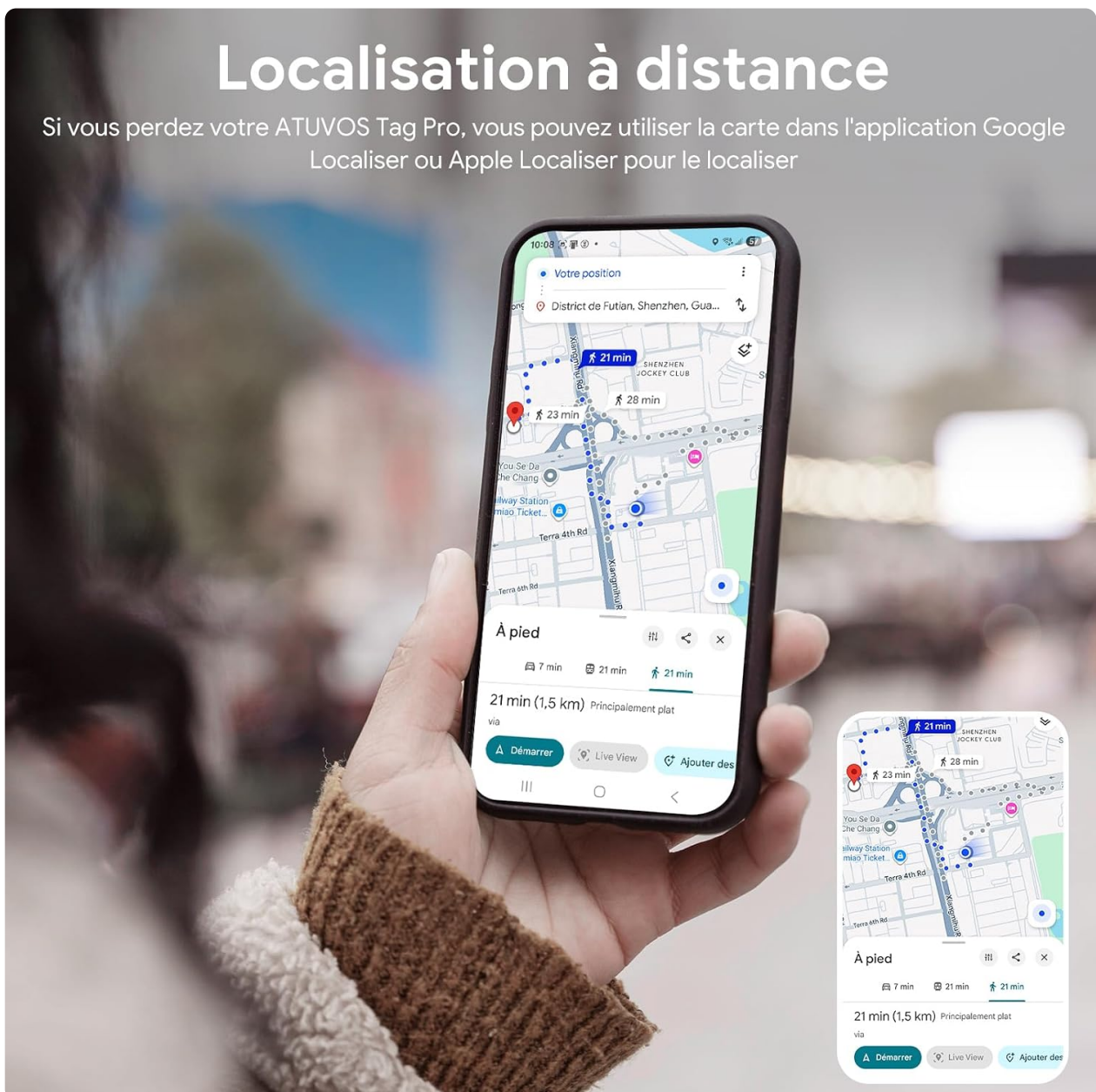
**Image:** The ATUVOS tracker is shown with a shield graphic, symbolizing the robust privacy protection features of the device and its associated networks.

## CHARGING

The ATUVOS Smart Air Tag Card features a rechargeable lithium metal battery that provides up to 6 months of battery life on a single charge. It supports wireless (Qi compatible) charging. A full charge takes approximately 1 hour.

- **Charging Indicator:** A flashing green light indicates the device is charging.
- **Fully Charged Indicator:** A solid green light indicates the device is fully charged.
- **Low Battery Alert:** The app will provide alerts when the battery is low.

**Note:** A wireless charger is not included with the product.



**Image:** The ATUVOS tracker is shown undergoing wireless charging, with indicators for charging status and a note about the charger not being included.

# Chargement Sans Fil

Une charge complète prend environ  
1 heure et dure environ 6 mois

Lumière verte clignotante : En charge

Lumière verte fixe : Charge terminée

Remarque : Un chargeur n'est pas inclus avec le produit



**Image:** This image further illustrates the wireless charging capability of the ATUVOS tracker, highlighting its convenience and the approximate charging time and battery life.

## MAINTENANCE

The ATUVOS Smart Air Tag Card is designed with IP68 water and dust resistance, meaning it can withstand immersion in water up to 1.5 meters for 30 minutes. This makes it durable for everyday use.

- **Cleaning:** Wipe the device with a soft, dry cloth. Avoid using harsh chemicals or abrasive materials.
- **Storage:** Store the device in a cool, dry place when not in use for extended periods.
- **Water Exposure:** While IP68 rated, avoid prolonged submersion or exposure to high-pressure water jets to maintain its integrity.



**Image:** The ATUVOS tracker is depicted amidst splashing water, visually confirming its IP68 water resistance for durability in various conditions.

## TROUBLESHOOTING

- **Device not pairing:** Ensure Bluetooth is enabled on your phone and you are using the correct app (Apple Find My or Google Find Hub). Try resetting the ATUVOS tag by holding its button for 10 seconds.
- **No sound when trying to locate:** Check if the device is within Bluetooth range. Ensure the volume on your phone is not muted and the app has permission to play sounds.
- **Inaccurate location:** Location accuracy can vary based on environmental factors and network coverage.

Ensure your phone's location services are enabled.

- **Battery draining quickly:** Ensure the device is fully charged. If the issue persists, contact customer support.
- **Cannot switch between iOS and Android:** Remember to disassociate the tracker from the current system and reset it before attempting to pair with the new system.

## SPECIFICATIONS



**Image:** This image provides a visual summary of the ATUVOS tracker's specifications, including sound level, IP rating, battery type, Bluetooth range, and physical dimensions.

Feature	Detail
Model Number	AT2503-1P
Compatibility	Apple Find My (iOS), Google Find Hub (Android)
Connectivity	Bluetooth
Bluetooth Range	Up to 200 feet (approx. 60 meters)

Feature	Detail
Sound Level	80-100 dB
Water Resistance	IP68
Battery Type	Rechargeable Lithium Metal
Battery Life	Up to 6 months
Charging Method	Wireless (Qi compatible)
Dimensions (L x W x H)	85.5mm x 54mm x 1.6mm
Weight	10 Grams
Material	Plastic
Country of Origin	China

## WARRANTY INFORMATION

The ATUVOS Smart Air Tag Card AT2503-1P comes with a **1-year warranty** from the date of purchase. This warranty covers manufacturing defects under normal use. It does not cover damage caused by misuse, accidents, unauthorized modifications, or normal wear and tear. Please retain your proof of purchase for warranty claims.

## CUSTOMER SUPPORT

For any questions regarding the use, setup, or troubleshooting of your ATUVOS Smart Air Tag Card, please do not hesitate to contact our customer service team. We are available 24 hours a day to assist you.

**Contact Information:** Please refer to the contact details provided with your product packaging or visit the official ATUVOS website for support.



**Image:** This image illustrates the versatile applications of the ATUVOS Smart Air Tag Card, suitable for tracking various personal items like wallets, bags, passports, and luggage.

