

Medcursor MD-EM03-B

Medcursor Rechargeable Heated Eye Mask MD-EM03-B Instruction Manual

Model: MD-EM03-B

PRODUCT OVERVIEW

This Medcursor Rechargeable Heated Eye Mask is designed to provide soothing warmth and relaxation for your eyes, helping to alleviate eye strain, dryness, and fatigue. It features a high-capacity battery for cordless use, multiple heat settings, and a washable cover for hygiene.

Key Features

- **Dual-Use:** Operates both cordlessly and with a wired connection for continuous use.
- **2500mAh High-Capacity Battery:** Provides 150 to 390 minutes of use on a full charge, ideal for travel or daily routines.
- **5 Heat Levels:** Adjustable temperature settings from 104°F to 140°F for personalized comfort.
- **Cooling Pad:** Includes a cooling pad for refreshing cold therapy to alleviate puffiness.
- **6 Timers:** Adjustable duration settings (10, 20, 30, 40, 50, 60 minutes) with automatic shut-off.
- **Effective Light Blocking:** Wide design and U-shaped nasal design ensure complete darkness for uninterrupted rest.
- **Comfortable & Washable:** Made from breathable material with an adjustable strap and a detachable, washable cloth cover.

IMPORTANT SAFETY INSTRUCTIONS




- Always remove the detachable fabric cover before washing or using the heated function.
- This product is intended for adult use only.
- Keep out of reach of children.
- Do not use if you have difficulty breathing or removing the mask by yourself.

Legal Disclaimer: Statements regarding dietary supplements have not been evaluated by the FDA and are

PACKAGE CONTENTS

Verify that all items are present in your package:

- Medcursor Heated Eye Mask
- Detachable Washable Cover
- Cooling Pad
- Type-C Charging Cable
- User Manual

		
Why Choose Medcursor?	Medcursor Eye Mask	Other Product
Usage Condition	Supports both cordless and corded use	Only supports plugged-in use
Heat Function	5 Heat Levels (104°F - 140°F)	3 Heat Levels (104°F - 128°F)
Cold Therapy	With Cold Compress Gel Pad	
Timer	6 Timers (10-60 Mins)	1 Timer (15 Mins)
Battery Capacity	2500 mAh	1000 mAh
Cleanability	Features washable, removable cloth cover	Wipe only

The image displays the Medcursor Heated Eye Mask, its Type-C charging cable, and a small storage pouch, illustrating the main components included in the package.

SETUP

Charging the Eye Mask


Before first use, fully charge the eye mask. Connect the provided Type-C cable to the mask's charging port and to a compatible USB power source (e.g., laptop, power bank, or wall adapter).



A close-up image shows the eye mask's Type-C port connected to a charging cable, illustrating how to power the device.

Attaching the Washable Cover and Adjustable Strap

The eye mask comes with a detachable, washable cover. Ensure it is properly fitted over the heating element. The adjustable strap allows for a comfortable and secure fit for various head sizes.



This image illustrates the process of removing or attaching the washable cover and adjusting the elastic strap for a personalized fit.

OPERATING INSTRUCTIONS

Powering On/Off

Long press the power button on the controller to turn the mask on or off.

Adjusting Heat Levels

The mask offers 5 heat settings (104°F to 140°F). Short press the heat button on the controller to cycle through the available temperature options. It is recommended to start with the lowest setting and gradually increase to your preferred comfort level.



An image displays the controller with its display showing "HOT" and three bars, indicating a medium heat setting.

Setting the Timer

Choose from 6 adjustable timer settings (10, 20, 30, 40, 50, or 60 minutes). Short press the timer button on the controller to select your desired duration. The mask will automatically shut off after the set time.



The controller's display shows "MIN" and "15", illustrating the timer function set for 15 minutes.

Using the Cooling Pad

For cold therapy, insert the cooling pad (provided) between the eye mask and its cover. Chill the pad in a refrigerator before use for a refreshing sensation. No controller connection is required for cold therapy.



A person is shown relaxing with the eye mask, demonstrating the use of the cooling pad for a refreshing experience.

MAINTENANCE

Washing the Cover

The fabric cover is detachable and washable. Unzip the cover, remove the internal heating element, and hand wash or machine wash the cover on a gentle cycle with mild detergent. Air dry completely before reassembling.

Storing the Eye Mask

Store the eye mask in a cool, dry place away from direct sunlight. Ensure it is completely dry before storage.



This image shows how to detach the fabric cover from the eye mask for cleaning.

PRODUCT SPECIFICATIONS

Feature	Detail
Package Dimensions	8.66 x 4.45 x 1.54 inches; 11.68 ounces
Item Model Number	MD-EM03-B
Batteries	1 Lithium Polymer batteries required. (included)
Manufacturer	Medcursor
Brand	Medcursor
Color	Black
Material	Polyester
Special Feature	Adjustable Strap
Age Range (Description)	Adult

COMMON TROUBLESHOOTING

- **Mask not heating:** Ensure the Type-C cable is securely connected to both the mask and a power source. Check if the power button is long-pressed to turn on and a heat level is selected.
- **Battery not charging:** Verify the charging cable is correctly inserted and the power source is active. Try a different USB port or wall adapter.
- **Discomfort during use:** Adjust the strap for a looser fit. If the heat is too intense, select a lower heat setting.

WARRANTY INFORMATION & CUSTOMER SUPPORT

For warranty details, product support, or any inquiries, please refer to the contact information provided in the original product packaging or visit the official Medcursor website.

[Visit the Medcursor Store](#)

