

OUKITEL C68 Plus

OUKITEL C68 Plus Smartphone User Manual

Model: C68 Plus

1. INTRODUCTION

Welcome to the OUKITEL C68 Plus smartphone user manual. This guide provides essential information for setting up, operating, maintaining, and troubleshooting your new device. The OUKITEL C68 Plus features a large 7.2-inch HD+ display with a 120Hz refresh rate, a secondary 1.81-inch screen, a powerful Unisoc T615 octa-core processor, 24GB RAM, 512GB internal storage (expandable up to 1TB), a 64MP main camera, an 8MP front camera, and a 6000mAh battery. It runs on Android 15 and supports 4G global networks, NFC, and comprehensive GPS.



Image 1.1: Overview of the OUKITEL C68 Plus smartphone highlighting key features like the secondary screen, large display, 6000mAh battery, memory, and camera.

2. WHAT'S IN THE BOX

Upon unboxing your OUKITEL C68 Plus, please verify that all the following items are included:

- OUKITEL C68 Plus Smartphone
- User Manual
- Type-C Data Cable
- 18W Fast Charger
- SIM Ejector Tool
- Protective Case
- Screen Protector Film

OUKITEL C68 Plus Telephone

1. Manuel de l'utilisateur OUKITEL

1. Câble de données Type-C

1. Chargeur rapide 18W

1. Outil d'éjection SIM (Aiguille SIM)

1. Coque de protection pour téléphone

1. Film protecteur couleur



Image 2.1: The OUKITEL C68 Plus retail box contents, including the phone, charger, cable, protective case, and SIM ejector tool.

3. SETUP

3.1 Inserting SIM Cards and MicroSD Card

1. Locate the SIM card tray on the side of your phone.
2. Insert the SIM ejector tool into the small hole next to the tray and press gently until the tray pops out.
3. Place your Nano-SIM cards (up to two) and/or a MicroSD card (for storage expansion up to 1TB) into the designated slots on the tray. Ensure the gold contacts face downwards.
4. Carefully push the tray back into the phone until it clicks into place.

Capteur d'empreintes latéral



Carte SIM × 2 + Carte TF × 1



Image 3.1: Illustration showing the side fingerprint sensor and the dual SIM card tray with slots for two SIM cards and one TF (MicroSD) card.

3.2 Initial Power On and Setup

1. Press and hold the Power button (usually on the right side) until the OUKITEL logo appears.
2. Follow the on-screen prompts to select your language, connect to a Wi-Fi network, and set up your Google account.
3. Configure security features such as fingerprint unlock and facial recognition for enhanced device security.

4. OPERATING YOUR DEVICE

4.1 Main Display and Navigation

The OUKITEL C68 Plus features a 7.2-inch HD+ IPS display with a 120Hz refresh rate for smooth visuals. Navigate using touch gestures: tap to select, swipe to scroll, pinch to zoom.



Image 4.1: The 7.2-inch HD+ IPS display with 120Hz refresh rate, 720x1560 resolution, 20:9 aspect ratio, and 500 Nit brightness.

4.2 Secondary Screen Functionality

The 1.81-inch secondary screen on the back of the device provides quick access to notifications, time, and other essential information without needing to activate the main display. It can also be used for real-time framing when taking selfies with the main camera.

Design innovant de l'Écran secondaire

Gérez vos messages par une simple glissade ou un toucher sans allumer l'écran principal.



Image 4.2: The innovative 1.81-inch secondary screen, showing its size, touch support, and 240x284 pixel resolution.

4.3 Android 15 Operating System

Your OUKITEL C68 Plus runs on Android 15, offering enhanced privacy protection, optimized energy efficiency, and a smarter multi-scenario experience with native Gemini AI integration for precise voice control and information requests.




Image 4.3: Visual representation of the Android 15 operating system interface and features.

4.4 Memory and Storage

The device is equipped with 8GB of physical RAM, expandable up to 24GB (8GB + 16GB virtual RAM), and 512GB of internal storage, which can be further expanded up to 1TB using a MicroSD card. This configuration ensures smooth multitasking and ample space for applications, photos, and videos.

Jusqu'à 24 Go (8+16) de RAM + 512 Go de ROM



8 Go de RAM de base



512Go de RAM étendue



1 To Stockage extensible jusqu'à


Image 4.4: Diagram illustrating the 24GB (8+16) RAM and 512GB ROM, expandable up to 1TB.

5. CAMERA FEATURES

5.1 Main Camera (64MP)

Capture detailed photos with the 64MP main camera, featuring an F1.8 aperture. It supports various AI functions such as HDR mode, panoramic view, and portrait mode, allowing for creative photography in diverse lighting conditions. Video recording is supported at 1080p resolution.

Fonctions supplémentaires pour un selfie parfait




HDR



Vue panoramique



Portrait



Beauté IA

Image 5.1: The 64MP main camera system, showcasing its ability to capture high-quality images and various shooting modes like HDR and panoramic view.

5.2 Front Camera (8MP)

The 8MP front camera is ideal for clear selfies and video calls. Utilize the secondary screen on the back of the phone for real-time framing when taking self-portraits with the main camera, ensuring optimal composition.



Autoportraits saisissants

Donnez une nouvelle dimension à vos portraits avec l'appareil frontal 8MP

- F2.0**
Ouverture
- 77.5°**
Champ de vision



Image 5.2: The 8MP front camera, designed for striking self-portraits with an F2.0 aperture and 77.5° field of view.

6. BATTERY MANAGEMENT

The OUKITEL C68 Plus is equipped with a substantial 6000mAh battery, providing extended usage times. It supports 18W fast charging to quickly replenish power and OTG reverse charging, allowing you to use your phone as a power bank for other devices.

- **Standby Time:** Up to 850 hours
- **Talk Time:** Up to 40 hours
- **Music Playback:** Up to 40 hours
- **Video Playback:** Up to 12 hours
- **Gaming:** Up to 12 hours

Des heures de divertissement prolongées



		
40 H Musique	40 H Communication	
		
12 H Vidéo	12 H Jeux	850H Temps de veille

Image 6.1: Visual representation of the 6000mAh battery capacity and estimated usage times for various activities.

7. CONNECTIVITY

The OUKITEL C68 Plus offers robust connectivity options:

- **4G LTE:** Supports global 4G networks for reliable mobile data and calls.
- **NFC:** Enables convenient contactless payments and data transfer.
- **GPS:** Integrated with GPS, GLONASS, Beidou, and Galileo for accurate navigation and location services.

- **Dual SIM:** Allows for the use of two SIM cards simultaneously.

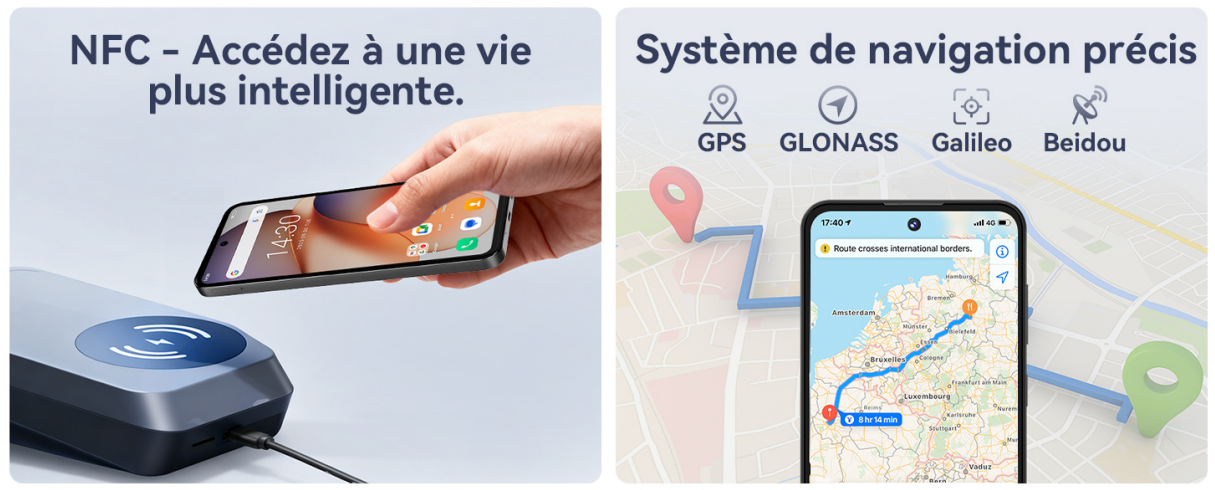


Image 7.1: Illustrations demonstrating NFC functionality for smart living and the precise navigation system with GPS, GLONASS, Galileo, and Beidou support.

8. MAINTENANCE

To ensure the longevity and optimal performance of your OUKITEL C68 Plus, follow these maintenance guidelines:

- **Cleaning:** Use a soft, lint-free cloth to clean the screen and body. Avoid harsh chemicals or abrasive materials.
- **Software Updates:** Regularly check for and install system updates (OTA updates) to benefit from the latest features, security patches, and performance improvements.
- **Storage Management:** Periodically clear unnecessary files and applications to free up storage space and maintain device speed.
- **Environmental Conditions:** Avoid exposing the phone to extreme temperatures, direct sunlight, or excessive moisture.

9. TROUBLESHOOTING

If you encounter issues with your OUKITEL C68 Plus, consider these common troubleshooting steps:

- **Device Unresponsive:** If the device is frozen or unresponsive, press and hold the Power button for about 10-15 seconds to force a restart.
- **Battery Draining Quickly:** Check background app usage, reduce screen brightness, disable unused connectivity features (Wi-Fi, Bluetooth, GPS), and ensure your software is up to date.
- **Network Issues:** Ensure SIM cards are correctly inserted. Try restarting the device or toggling airplane mode on and off. Verify network settings with your service provider.
- **App Crashes:** Clear the cache and data for the problematic app in Settings > Apps. If the issue persists, reinstall the app.
- **Performance Slowdown:** Close unused apps, clear cache, and consider a factory reset as a last resort (back up your data first).

10. SPECIFICATIONS

Detailed technical specifications for the OUKITEL C68 Plus smartphone:

Feature	Specification
Brand	OUKITEL
Model Name	OUKITEL C68 Plus
Operating System	Android 15
Processor	Unisoc T615 Octa-Core, 1.8 GHz
RAM	8 GB (expandable to 24 GB)
Internal Storage	512 GB
Expandable Storage	Up to 1 TB (MicroSD)
Main Screen Size	7.2 Inches
Main Screen Resolution	720 x 1560 Pixels
Refresh Rate	120 Hz
Secondary Screen Size	1.81 Inches
Rear Camera Resolution	64 MP
Front Camera Resolution	8 MP
Video Resolution	1080p (60 fps)
Battery Capacity	6000 mAh
Charging	18W Fast Charging, OTG Reverse Charging
Cellular Technology	4G LTE
SIM Card Slots	Dual SIM
Biometric Security	Fingerprint Sensor, Face Recognition
Connectivity Features	NFC, GPS (GPS/GLONASS/Beidou/Galileo), USB OTG
Color	Grey
Water Resistance	Not waterproof

Unisoc T615 Octa-Core Processeur

12 nm
Technologie

1.8 GHz
Fréquence



8 cœurs
CPU

G57 1 cœur
GPU

Image 10.1: Technical diagram of the Unisoc T615 Octa-Core Processor, highlighting its 12nm technology, 8 CPU cores, and 1.8 GHz frequency.

11. WARRANTY AND SUPPORT

For warranty information, please refer to the specific warranty card included in your product packaging or contact your point of purchase. OUKITEL provides customer support for product-related inquiries and technical assistance. Please visit the official OUKITEL website or contact their customer service for further details.