

## Brookstone AZ-BS-TRTMB-BLK

# Brookstone Travel Tumbler Warmer and Wireless Charging Station User Manual

Model: AZ-BS-TRTMB-BLK | Brand: Brookstone

## 1. PRODUCT OVERVIEW

The Brookstone Travel Tumbler Warmer and Wireless Charging Station is designed to keep your beverages at an optimal temperature while simultaneously providing wireless charging capabilities for compatible smartphones. This dual-function device combines convenience with advanced technology, making it suitable for various environments.



Image: The Brookstone Travel Tumbler and its charging base with a smartphone charging wirelessly.

## 2. PACKAGE CONTENTS

---

Ensure all items are present in the package:

- Brookstone Travel Tumbler (11.5 oz, Double-Wall Stainless Steel)
- Wireless Charging Coaster
- USB Charging Cable
- User Manual

## TOUCH DISPLAY

ADJUST THE TEMPERATURE ON  
THE GO WITH A SIMPLE TAP



## CHARGING COASTER

SIMULTANEOUSLY CHARGE YOUR  
PHONE AND TUMBLER WITH THE  
DUAL CHARGING STATION

## BUILT IN BATTERY

TO KEEP BEVERAGES HOT  
FOR UP TO 6\* HOURS IN  
A SINGLE CHARGE



Image: A visual representation of the tumbler, charging coaster, and its key features.

### 3. INITIAL SETUP

#### 3.1 Charging the Tumbler

1. Connect the provided USB charging cable to the Wireless Charging Coaster.
2. Plug the other end of the USB cable into a compatible power adapter (not included) and then into a power outlet.
3. Place the Brookstone Travel Tumbler onto the Wireless Charging Coaster. The digital display on the tumbler will illuminate, indicating the current battery level and charging status.
4. Allow the tumbler to charge fully before first use. A full charge can provide up to 6 hours of continuous warmth, depending on the selected temperature setting.

### 4. OPERATING INSTRUCTIONS

#### 4.1 Power On/Off

- To power on the tumbler, press and hold the power button located at the bottom of the tumbler for a few seconds. The display will show "HI" to indicate it's powered on.

- To power off the tumbler, press and hold the power button again for a few seconds. The display will show "BYE" to indicate it's powered off.

## 4.2 Temperature Control

The tumbler offers precise temperature control for your beverages:

- **Manual Adjustment:** Use the '+' and '-' touch controls on the tumbler's display to increase or decrease the desired temperature. The digital display will show the current and target temperatures.
- **App Control:** For advanced control and to switch between Celsius and Fahrenheit, download the dedicated Brookstone app (refer to the included manual for app download instructions). The app allows for remote temperature adjustments and monitoring.

## 4.3 Wireless Phone Charging

The Wireless Charging Coaster features a 10W Qi-compatible wireless charging pad:

1. Ensure the Wireless Charging Coaster is connected to a power source.
2. Place your Qi-enabled smartphone directly onto the designated wireless charging area on the coaster.
3. The phone's display will indicate that it is charging.

## 5. SAFETY GUIDELINES

---

The Brookstone Travel Tumbler is equipped with several safety features:

- **Overheat Protection:** The tumbler automatically shuts off if it detects an unsafe temperature.
- **No Liquid Shut-off:** If the tumbler detects that there is no liquid inside, it will automatically power off to prevent damage.
- **Cool Exterior:** The double-wall insulation ensures that the exterior of the tumbler remains cool to the touch, even when heating contents, preventing burns.

## 6. CARE AND CLEANING

---

- The tumbler is **hand wash only**. Do not place it in a dishwasher.
- Do not use abrasive cleaners or scrubbers, as this may damage the ceramic coating.
- Do not place the tumbler or charging coaster in a microwave.
- Wipe the Wireless Charging Coaster with a soft, dry cloth.

## 7. TROUBLESHOOTING

---

- **Tumbler not heating:** Ensure the tumbler is charged and powered on. Check that the desired temperature is set correctly.
- **Phone not charging wirelessly:** Verify that the Wireless Charging Coaster is powered on and your smartphone is Qi-compatible and placed correctly on the charging area. Remove any thick phone cases that might interfere with charging.
- **Display not working:** Ensure the tumbler has sufficient battery charge. If the issue persists, try resetting the device by powering it off and on.

## 8. PRODUCT SPECIFICATIONS

---


Feature	Value
Model Number	AZ-BS-TRTMB-BLK
Capacity	11.5 oz
Material	Double-Wall Stainless Steel
Color	Black
Power Source	Battery Powered
Voltage	3.7 Volts
Wattage	10 watts
Maximum Temperature	149 Degrees Fahrenheit
Wireless Charging Output	10W Qi-compatible
Item Weight	1 pound (16 ounces)
Product Dimensions	4.5"L x 3.5"W x 5.25"H
UPC	840388338452





## 9. WARRANTY AND SUPPORT

This Brookstone product comes with a standard manufacturer's warranty. For detailed warranty information, product support, or to register your product, please visit the official Brookstone website or contact customer service.

**Customer Support:** Please refer to the contact information provided in your product packaging or on the official Brookstone website.

### Related Documents - AZ-BS-TRTMB-BLK

<div><div><div><div><div><div><span></span></div><div><div>Brookstone</div></div></div><div><div>Towel Warmer</div><div><small>MADE EVERYDAY A SPA DAY</small></div></div></div></div><div></div></div></div>	<p><a href="#">Brookstone Towel Warmer - User Manual and Safety Instructions</a></p> <p>Comprehensive guide to the Brookstone Towel Warmer, including setup, operation, safety precautions, troubleshooting, and warranty information. Learn how to make everyday a spa day with this essential home appliance.</p>
<div><div><div><div><div><div><span></span></div><div><div>Brookstone</div></div></div><div><div>Travel Converter</div><div><small>For appliances up to 85 watts</small></div></div></div></div><div><div><small>Coverlets charge the power going to your appliance. Adapter charges the plug alone. The Travel Converter for appliances up to 85 watts is for use in U.S. 110/120-volt outlets or 220/240-volt outlets worldwide. It includes a built-in Schuko (European) Adapter plug that fits many outlets. For use in more countries, separate Adapters are needed.</small></div><div><small><b>USING THIS CONVERTER</b></small> <small>Use with small appliances up to 85 watts, including most electric shavers, battery chargers and coffee makers.</small> <small>1. Insert the Converter into the 220/240-volt foreign power outlet. Use with an Adapter (not included) if necessary.</small> <small>2. Plug your appliance into the standard plug socket in the Converter and use your appliance as usual.</small> <small>Note: Your appliance will be grounded if used with a compatible Schuko (European) wall outlet. If used with an Adapter, your Converter will work, but may not be grounded.</small></div><div><small><b>WARNING</b></small> <small>• Unplug the unit from power outlet after each use.</small> <small>• Always check your appliance's voltage requirements and your destination's voltage standards to ensure compatibility.</small> <small>• Converters and Adapters should only be used with compatible appliances.</small> <small>• Do not use Converter or Adapter if it isn't working properly, has been damaged or dropped in water.</small></div></div></div></div>	<p><a href="#">Brookstone Travel Converter for Appliances Up to 85 Watts - User Guide &amp; Warranty</a></p> <p>Learn how to use the Brookstone Travel Converter (Model 599431) for your 110/120-volt appliances in 220/240-volt outlets worldwide. Includes safety warnings and a one-year limited warranty.</p>

	<p><a href="#">Brookstone Audioshades: Sunglasses with Built-In Speakers User Manual</a></p> <p>This user manual provides instructions for Brookstone Audioshades, sunglasses with built-in speakers. It covers setup, operation, Bluetooth pairing, music playback, phone functions, and warranty information.</p>
	<p><a href="#">Brookstone BIG BLUE STUDIO™ Wireless Speaker User Manual</a></p> <p>User manual for the Brookstone BIG BLUE STUDIO™ Wireless Speaker, providing detailed instructions on setup, operation via Bluetooth and Chromecast built-in, troubleshooting, specifications, and warranty information.</p>
	<p><a href="#">Brookstone BK15-3M1F 3-in-1 Foldable MagSafe Compatible Wireless Charging Station - Operation Manual</a></p> <p>This operation manual provides detailed instructions for the Brookstone BK15-3M1F 3-in-1 foldable MagSafe compatible wireless charging station. Learn about setup, charging your devices, specifications, safety guidelines, and support.</p>
	<p><a href="#">Brookstone Travel Clock with Flashlight User Manual</a></p> <p>Learn how to operate and maintain your Brookstone Travel Clock with Flashlight, including setting time, alarm, calendar, and using the Microbeam LEDs. This guide covers battery installation, care, and warranty information.</p>