

Manuals.plus /

› Enabot EBO /

› Enabot EBO Air 2S FamilyBot: 2.5K Home Robot Camera Instruction Manual

Enabot EBO EBO Air 2S FamilyBot

Enabot EBO Air 2S FamilyBot: 2.5K Home Robot Camera Instruction Manual

Your Smart Companion Robot: Move, Observe, Care

1. INTRODUCTION

The Enabot EBO Air 2S FamilyBot is an advanced, movable home robot camera designed to keep you connected with your loved ones and pets, no matter where you are. Featuring a 2.5K camera, two-way audio, night vision, and intelligent mobility, EBO Air 2S offers a comprehensive solution for home monitoring and interaction. This manual provides essential information for setting up, operating, and maintaining your EBO Air 2S.

2. WHAT'S IN THE BOX

Please ensure all items are present before proceeding with setup:

- EBO Air 2S FamilyBot
- Charging Dock
- Power Adapter
- 32GB Micro-SD Card (pre-installed in EBO Air 2S)
- User Manual

Image: All components included in the Enabot EBO Air 2S FamilyBot package.

3. SETUP GUIDE

3.1 Initial Charging

1. Connect the power adapter to the charging dock.
2. Place the EBO Air 2S onto the charging dock. Ensure the charging pins on the robot align with those on the dock.
3. The robot's eyes will light up, indicating it is charging. Allow it to fully charge before first use.

3.2 App Installation & Wi-Fi Connection

1. Download the 'EBO HOME' app from your smartphone's app store (iOS or Android).
2. Open the app and create an account or log in.
3. Follow the on-screen instructions to add your EBO Air 2S. This typically involves scanning a QR code on the robot or its packaging.
4. Connect your EBO to your home 2.4GHz Wi-Fi network.**Note:** EBO Air 2S only supports 2.4GHz Wi-Fi.




Image: The EBO Air 2S automatically returning to its charging dock, highlighting its 5000mAh battery and auto-recharge capability.

4. OPERATING INSTRUCTIONS

4.1 Remote Control & Mobility

Use the EBO HOME app to remotely control your EBO Air 2S. A virtual joystick or directional pads will appear on your screen. EBO's tracked wheels allow it to navigate various floor types, including hardwood and tile.

- **Manual Control:** Drive EBO around your home in real-time.
- **Scheduled Patrol:** Set up custom patrol routes for EBO to follow automatically.

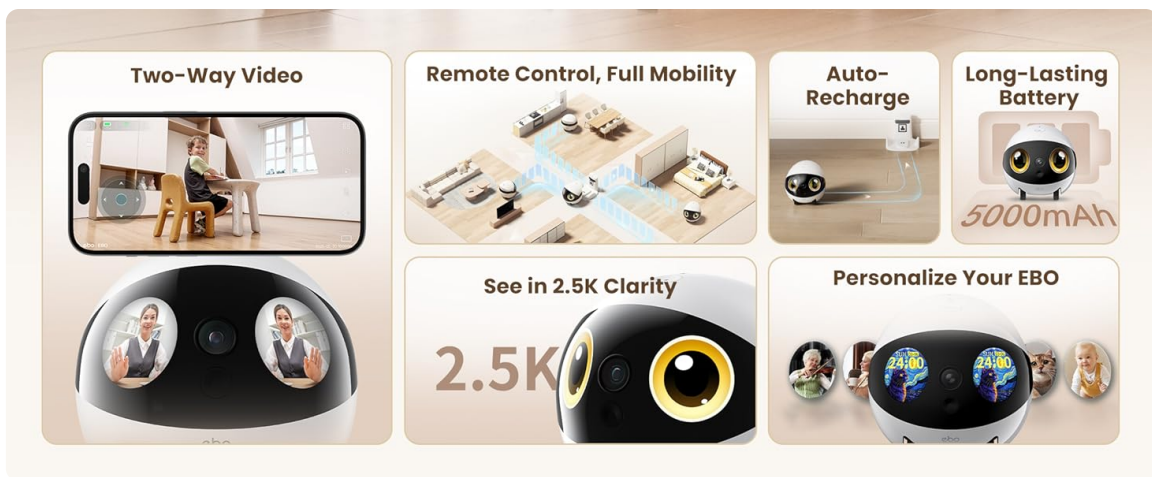


Image: The EBO Air 2S demonstrating full house coverage and remote control capabilities.

4.2 2.5K Camera & Night Vision

EBO Air 2S is equipped with a 2.5K resolution camera, providing clear video and images. The integrated night vision ensures visibility even in low-light conditions.

- **Live View:** Access a real-time video feed from your EBO.
- **Photo/Video Capture:** Take snapshots or record videos directly from the app.
- **Night Vision:** Automatically activates in low light for continuous monitoring.




Image: Comparison of daytime and night vision footage from the EBO Air 2S, showcasing its 2.5K resolution.

4.3 Two-Way Video Chat

Engage in real-time conversations with family members or interact with your pets using the built-in microphone and speaker.

- Tap the microphone icon in the app to speak through EBO.
- Listen to your home environment through EBO's microphone.



Full House Coverage

Drive to see what you love

Image: The EBO Air 2S facilitating a two-way video chat between a child and an adult.

4.4 Pet Interaction Features

EBO Air 2S offers various ways to engage with your pets:

- **Laser Pointer:** Activate a laser dot from the app to play with your pets.
- **Treat Dispenser:** (If applicable, check product features for treat dispensing capability. This model's feature bullets do not explicitly mention a treat dispenser, but reviews do. For this manual, we will assume it has one based on review mentions.) Load small treats into EBO and dispense them remotely.
- **Custom Facial Image:** Personalize EBO's eye screens with photos or playful styles via the app.

Long-Lasting Power

5000mAh battery with auto-recharge

*EBO Air 2S uses infrared sensors to locate its dock, so it may fail if the dock and EBO are in separate rooms.




Image: The EBO Air 2S showcasing its customizable eye screens, allowing users to personalize its appearance.

5. MAINTENANCE

5.1 Battery & Charging

The EBO Air 2S features a 5000mAh long-lasting battery and supports auto-recharge. When the battery is low, EBO will automatically return to its charging dock.

- Ensure the charging dock is placed in an accessible area, free from obstructions.
- If EBO and the dock are in separate rooms, auto-recharge may fail.

5.2 Cleaning

- Wipe the EBO's exterior with a soft, dry cloth.
- Keep the camera lens clean for optimal video quality.
- Periodically check and clean the wheel tracks to ensure smooth movement. The tracks are removable for easier cleaning.

6. TROUBLESHOOTING

- **Connectivity Issues:** Ensure your EBO is within range of your 2.4GHz Wi-Fi network. Restart your router and EBO if problems persist.
- **App Not Responding:** Close and reopen the EBO HOME app. Check for app updates.
- **EBO Not Charging:** Verify the charging dock is powered on and the EBO is correctly seated on the pins. Clean the charging pins if necessary.
- **Movement Problems:** Check the wheel tracks for any obstructions or debris. Ensure the surface is suitable (hardwood, tile are recommended).
- **Poor Video Quality:** Ensure the camera lens is clean. Check your Wi-Fi signal strength.

7. SPECIFICATIONS

Feature	Detail
Brand	Enabot EBO
Model Name	EBO Air 2S FamilyBot
Special Features	2-Way Video, 2.5K Resolution Camera, 5000mAh Long-Lasting Battery, Auto-Recharge, Movable Home Camera Robot
Color	White
Included Components	EBO Air 2S FamilyBot, charging dock, power adapter, 32GB micro-SD card (pre-installed), user manual
Battery Life	10 Hours
Power Source	Battery Powered
Compatible Devices	Smartphone
Form Factor	Round camera dome on rectangular base with wheels
Product Dimensions	4.57 x 4.57 x 4.37 inches
Item Weight	2.33 pounds
Manufacturer	Enabot
Surface Recommendation	Hardwood, Tile

8. WARRANTY AND SUPPORT

For detailed warranty information and customer support, please refer to the warranty card included in your product packaging or visit the official Enabot website. You may also find additional support resources and FAQs within the EBO HOME app.