

## GOBOULT Airbass

# GOBOULT Mustang Thunder Bluetooth Headphones User Manual

Model: Airbass

## 1. INTRODUCTION

Thank you for choosing the GOBOULT Mustang Thunder Bluetooth Headphones. This manual will guide you through the features, setup, and operation of your new headphones, ensuring an optimal audio experience. Please read these instructions carefully before use.



Image 1.1: GOBOULT Mustang Thunder Bluetooth Headphones in Silver Black.

---

## 2. PACKAGE CONTENTS

Ensure all items are present in your package:

- GOBOULT Mustang Thunder Bluetooth Headphones
- USB Type-C Charging Cable
- 3.5mm Audio Cable (for wired connection)
- User Manual

---

## 3. PRODUCT OVERVIEW

Familiarize yourself with the main components and controls of your headphones.

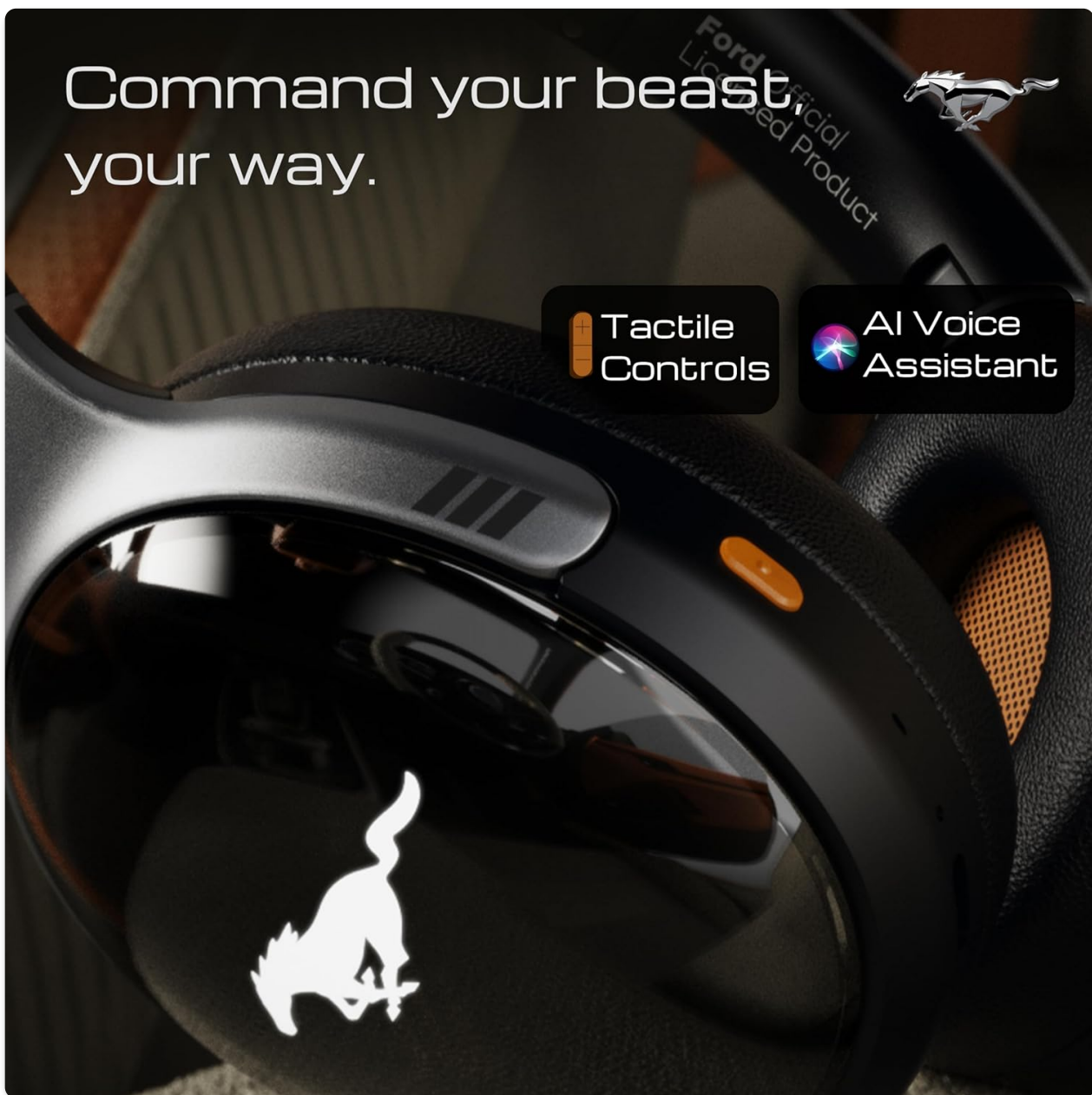


Image 3.1: Illustration of tactile controls and AI Voice Assistant feature on the headphone.

### Key Features:

- **40mm Bass Drivers:** For powerful and immersive sound.
- **Zen ENC Mic:** Environmental Noise Cancellation for clear calls.
- **Bluetooth v5.4:** Stable and low-latency wireless connectivity.
- **Type-C Fast Charging:** Efficient power replenishment.
- **70 Hours Playtime:** Extended battery life for prolonged use.
- **4 EQ Sound Modes:** Customizable audio profiles (Rock, Pop, Vocal, Bass).
- **3 Brightness LED Modes:** Adjustable LED lighting on the earcups.

## 4. SETUP AND INITIAL USE

### 4.1 Charging the Headphones

Before first use, fully charge your headphones.

1. Connect the USB Type-C charging cable to the charging port on the headphones.

2. Connect the other end of the cable to a USB power adapter (not included) or a computer's USB port.
3. The LED indicator will show charging status. It will turn off or change color once fully charged.

A full charge provides up to 70 hours of playtime without LED lights, or 50 hours with LED lights active.

## 4.2 Powering On/Off

- **To Power On:** Press and hold the Power button for approximately 3 seconds until the LED indicator lights up.
- **To Power Off:** Press and hold the Power button for approximately 3 seconds until the LED indicator turns off.

## 4.3 Bluetooth Pairing

Pair your headphones with a Bluetooth-enabled device.

1. Ensure the headphones are powered off.
2. Press and hold the Power button for 5-7 seconds until the LED indicator flashes red and blue alternately, indicating pairing mode.
3. On your device (smartphone, tablet, computer), enable Bluetooth and search for available devices.
4. Select "GOBOULT Mustang Thunder" from the list of found devices.
5. Once connected, the LED indicator will flash blue slowly or remain solid blue.

The headphones support Bluetooth v5.4 for a stable connection up to 10 meters.

# Connects at lightning speed

Bluetooth  
5.4



Image 4.1: Bluetooth 5.4 connectivity for fast and stable pairing.

## 5. OPERATING INSTRUCTIONS

### 5.1 Music Playback

- **Play/Pause:** Press the Multi-function button once.
- **Next Track:** Press and hold the Volume Up button.
- **Previous Track:** Press and hold the Volume Down button.
- **Volume Up:** Short press the Volume Up button.
- **Volume Down:** Short press the Volume Down button.

### 5.2 Call Management

The integrated Zen ENC Mic ensures clear communication.





Image 5.1: Zen ENC Mic technology for noise-free communication.

- **Answer/End Call:** Press the Multi-function button once.
- **Reject Call:** Press and hold the Multi-function button for 2 seconds.
- **Redial Last Number:** Double-press the Multi-function button.

### 5.3 EQ Sound Modes

Customize your audio experience with 4 distinct EQ modes.

- **Switch Modes:** Press the EQ button (refer to product diagram for location) to cycle through Rock, Pop, Vocal, and Bass modes.

### 5.4 LED Lighting Modes

Activate and change the dynamic LED lights on your earcups.



Image 5.2: Dynamic LED lights and glowing Mustang emblem on the headphones.

- **Activate/Change Modes:** Press the LED button (refer to product diagram for location) to cycle through the 3 brightness LED modes.

## 5.5 AI Voice Assistant

Access your device's voice assistant directly from the headphones.

- **Activate:** Triple-press the Multi-function button to activate Google Assistant or your device's default voice assistant.

## 5.6 Wired Connection (AUX Mode)

Use the included 3.5mm audio cable for a wired connection, conserving battery or connecting to non-Bluetooth devices.

1. Plug one end of the 3.5mm audio cable into the AUX port on the headphones.
2. Plug the other end into the 3.5mm audio jack of your device.
3. The headphones will automatically switch to AUX mode.

---

## 6. MAINTENANCE AND CARE

Proper care ensures the longevity and performance of your headphones.

- **Cleaning:** Use a soft, dry cloth to clean the headphones. Do not use harsh chemicals or abrasive materials.
- **Storage:** Store the headphones in a cool, dry place, away from direct sunlight and extreme temperatures. The foldable design allows for compact storage.
- **Water Resistance:** The headphones are water resistant. Avoid submerging them in water or exposing them to heavy rain.
- **Battery:** To preserve battery life, charge the headphones at least once every three months if not in

regular use.

## 7. TROUBLESHOOTING

If you encounter issues, refer to the following common solutions:

Problem	Possible Cause	Solution
Headphones do not power on	Low battery	Charge the headphones fully using the provided Type-C cable.
Cannot pair with device	Headphones not in pairing mode; Bluetooth off on device; device too far	Ensure headphones are in pairing mode (flashing red/blue). Turn on Bluetooth on your device. Move device closer to headphones (within 10m).
No sound during playback	Volume too low; incorrect audio source; headphones not connected	Increase volume on headphones and device. Check if headphones are properly connected via Bluetooth or AUX. Ensure correct audio output is selected on your device.
Poor call quality	Environmental noise; weak Bluetooth connection	Move to a quieter environment. Ensure a stable Bluetooth connection.

## 8. SPECIFICATIONS

Detailed technical specifications for the GOBOULT Mustang Thunder Bluetooth Headphones:

Feature	Specification
Model Name	Airbass
Connectivity Technology	Wireless (Bluetooth v5.4)
Bluetooth Range	10 Metres
Audio Driver Size	40 Millimetres
Frequency Response	20 Hz
Sensitivity	118 dB
Headphones Jack	3.5 mm Jack
Battery Life (Playtime)	Up to 70 Hours (without LEDs), 50 Hours (with LEDs)
Battery Composition	Lithium Polymer
Charging Port	USB Type-C
Item Weight	234 Grams



Feature	Specification
Product Dimensions	18 x 5 x 19.5 cm
Water Resistance Level	Water Resistant
Control Type	Button Control, Google Assistant

## 9. WARRANTY AND SUPPORT

### 9.1 Warranty Information




The GOBOULT Mustang Thunder Bluetooth Headphones come with a **1-year manufacturer's warranty** from the date of purchase. This warranty covers manufacturing defects and ensures trusted performance and premium build quality.




Please retain your proof of purchase for warranty claims.

### 9.2 Customer Support

For any questions, technical assistance, or warranty claims, please contact GOBOULT customer support through their official website or the retailer where the product was purchased.

### Related Documents - Airbass

	<p><a href="#">GoBoult AirBass Earbuds User Manual: Features, Operation, and Maintenance</a></p> <p>User manual for GoBoult AirBass Earbuds, detailing product specifications, touch controls, pairing, Bluetooth connectivity, reset procedures, voice prompts, and maintenance. Features High Fidelity Acoustics and Pro+ Calling MIC.</p>
	<p><a href="#">AirBass Earbuds: User Manual, Specifications, and Features</a></p> <p>Comprehensive guide to AirBass Earbuds, detailing product specifications, usage instructions, maintenance tips, high-fidelity acoustics, exquisite design, touch controls, and IPX5 water resistance.</p>
	<p><a href="#">GOBOULT AirBass Earbuds W60: TWS Bluetooth Headset User Manual</a></p> <p>Comprehensive user manual for the GOBOULT AirBass Earbuds W60, covering setup, pairing, usage, troubleshooting, and maintenance for these TWS Bluetooth headphones.</p>

	<p><a href="#">GOBOULT Airbass Headphone User Manual</a></p> <p>User manual for the GOBOULT Airbass wireless Bluetooth headphones, covering setup, operation, features, troubleshooting, and maintenance.</p>
	<p><a href="#">AirBass Earbuds User Manual and Specifications</a></p> <p>Comprehensive guide to AirBass Earbuds, covering product specifications, usage instructions, maintenance, and do's and don'ts for high-fidelity acoustics and touch control functionality.</p>
	<p><a href="#">GOBOULT W45 AirBass Earbuds User Manual   Wireless Bluetooth Headset Guide</a></p> <p>Comprehensive user manual for GOBOULT W45 AirBass Earbuds. Learn about features, pairing, touch controls, reset procedures, and maintenance for your wireless Bluetooth headset.</p>

Documents - GOBOULT – Airbass



[GOBOULT Airbass Headphone User Manual](#)

User manual for the GOBOULT Airbass wireless Bluetooth headphones, covering setup, operation, features, troubleshooting, and maintenance.

lang:en score:28 filesize: 1.67 M page\_count: 7 document date: 2025-08-12



[GoBoult AirBass Earbuds User Manual: Features, Operation, and Maintenance](#)

User manual for GoBoult AirBass Earbuds, detailing product specifications, touch controls, pairing, Bluetooth connectivity, reset procedures, voice prompts, and maintenance. Features High Fidelity Acoustics and Pro+ Calling MIC.


lang:en score:27 filesize: 6.85 M page\_count: 2 document date: 2025-07-17



[AirBass Earbuds User Manual and Specifications](#)

Comprehensive guide to AirBass Earbuds, covering product specifications, usage instructions, maintenance, and do's and don'ts for high-fidelity acoustics and touch control functionality.

lang:en score:27 filesize: 2.81 M page\_count: 1 document date: 2025-07-17



[AirBass Earbuds: User Manual, Specifications, and Features](#)

Comprehensive guide to AirBass Earbuds, detailing product specifications, usage instructions, maintenance tips, high-fidelity acoustics, exquisite design, touch controls, and IPX5 water resistance.

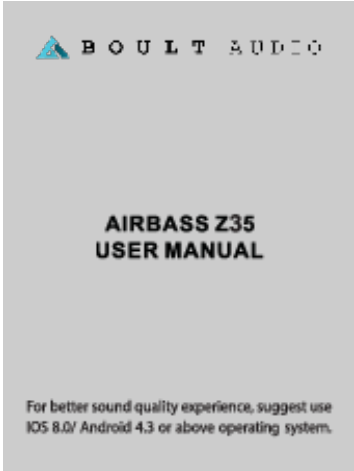
lang:en score:27 filesize: 2.81 M page\_count: 1 document date: 2025-07-17



[GOBOULT AirBass Earbuds W60: TWS Bluetooth Headset User Manual](#)

Comprehensive user manual for the GOBOULT AirBass Earbuds W60, covering setup, pairing, usage, troubleshooting, and maintenance for these TWS Bluetooth headphones.

lang:en score:25 filesize: 5.17 M page\_count: 2 document date: 2025-07-17



[\[pdf\] User Manual](#)

Z35 Ram User ManualBuy GOBOULT Airbass TWS Earbuds with Environmental Noise Cancellation  
IPX5 Water Resistant 32Hrs Total Playback Time Graphite Black Online Croma267242 Manualmedia  
tatacroma Croma Assets Entertainment Headphones and Earphones Manual 267242 |||

...

lang:en score:20 filesize: 1.14 M page\_count: 5 document date: 2022-10-27



[AirBass Earbuds User Manual: Features, Specifications, and Usage Guide](#)

Comprehensive user manual for AirBass Earbuds, covering product specifications, touch controls, pairing, troubleshooting, and maintenance instructions.

lang:en score:19 filesize: 395.17 K page\_count: 2 document date: 2025-07-17



[GOBOULT W45 AirBass Earbuds User Manual | Wireless Bluetooth Headset Guide](#)

Comprehensive user manual for GOBOULT W45 AirBass Earbuds. Learn about features, pairing, touch controls, reset procedures, and maintenance for your wireless Bluetooth headset.

lang:en score:17 filesize: 6.52 M page\_count: 2 document date: 2025-07-17