

## NIMO NIMO N15A

# NIMO N15A 15.6-inch Laptop User Manual

## INTRODUCTION

This manual provides comprehensive instructions for setting up, operating, and maintaining your NIMO N15A 15.6-inch laptop. Designed for productivity and entertainment, this laptop features an AMD Ryzen 7 Pro 6850U processor, 32GB LPDDR5 RAM, and a 2TB PCIe 4.0 SSD for efficient performance. Please read this manual thoroughly to ensure optimal use and longevity of your device.

## WHAT'S INCLUDED

- 1 x NIMO N15A Laptop
- 1 x Type-C 100W PD Fast Charger
- 1 x User Manual
- Windows 11 Home (Pre-installed)
- 2 Years Warranty, 90 Days Return Information

## INITIAL SETUP

### 1. Powering On and Initial Charge

Before first use, connect your NIMO N15A laptop to the power adapter. Plug the 100W Type-C PD Fast Charger into a wall outlet and then into one of the USB-C ports on your laptop. The charging indicator light will illuminate. Press the power button located on the keyboard to turn on the laptop.



Figure 1: NIMO N15A Laptop powered on, displaying the Windows 11 desktop.

## 2. Windows 11 Configuration

Upon first startup, you will be guided through the Windows 11 setup process. Follow the on-screen instructions to select your region, language, and keyboard layout. You will also be prompted to connect to a Wi-Fi network and create or sign in with a Microsoft account.

Your browser does not support the video tag.

Video 1: Initial setup and unboxing of the NIMO 15.6-inch FHD Laptop with Windows 11. This video demonstrates the physical appearance and initial boot-up process.

## 3. Connecting to a Network

During the Windows setup, you will be prompted to connect to a Wi-Fi network. Select your preferred network from the list and enter the password if required. Your laptop supports 802.11a/b/g/n/ac wireless standards for high-speed wireless connectivity.

## OPERATING YOUR NIMO LAPTOP

### Keyboard and Touchpad

The NIMO N15A features an ergonomic backlit keyboard for comfortable typing in various lighting conditions. The precision gesture touchpad allows for smooth navigation and multi-touch gestures. An integrated fingerprint reader on the touchpad provides secure and instant login.

# Backlit Keyboard and Fingerprint



Backlit



Webcam Shield



Fingerprint



Numeric Keypad



Figure 2: Detail of the backlit keyboard and the integrated fingerprint recognition area on the touchpad.

## Display

Your laptop is equipped with a 15.6-inch Full HD (1920x1080) IPS anti-glare display. This provides clear, vibrant visuals with an 85% screen-to-body ratio, enhancing your viewing experience for work, media, and gaming.



# 1920 x 1080



## Lighting Fast and Smooth Display

**FULL HD**

Full HD 1920\*1080



IPS



Bright View



Eye Protection

Figure 3: The 15.6-inch FHD IPS anti-glare display showcasing clear and vibrant visuals.

### Webcam Privacy

The laptop includes a built-in privacy camera switch for the 2.0 MP webcam, allowing you to easily disable it when not in use to ensure your privacy.



Figure 4: The laptop's webcam with an integrated privacy switch for enhanced security.

## CONNECTIVITY

### Ports and Interfaces

The NIMO N15A offers a variety of ports for versatile connectivity:

- **USB 2.0:** 1 port for standard peripherals.
- **USB 3.0:** 4 ports for high-speed data transfer.
- **USB-C (Multifunction):** Multiple versatile ports supporting data transfer, video output, and 100W power delivery.
- **HDMI:** For connecting to external displays.
- **Micro SD Card Reader:** For expanding storage or transferring files from memory cards.
- **Headphone Jack:** For audio output.
- **Kensington Lock:** For physical security.

# Connectivity Redefined

## High-Speed Interfaces

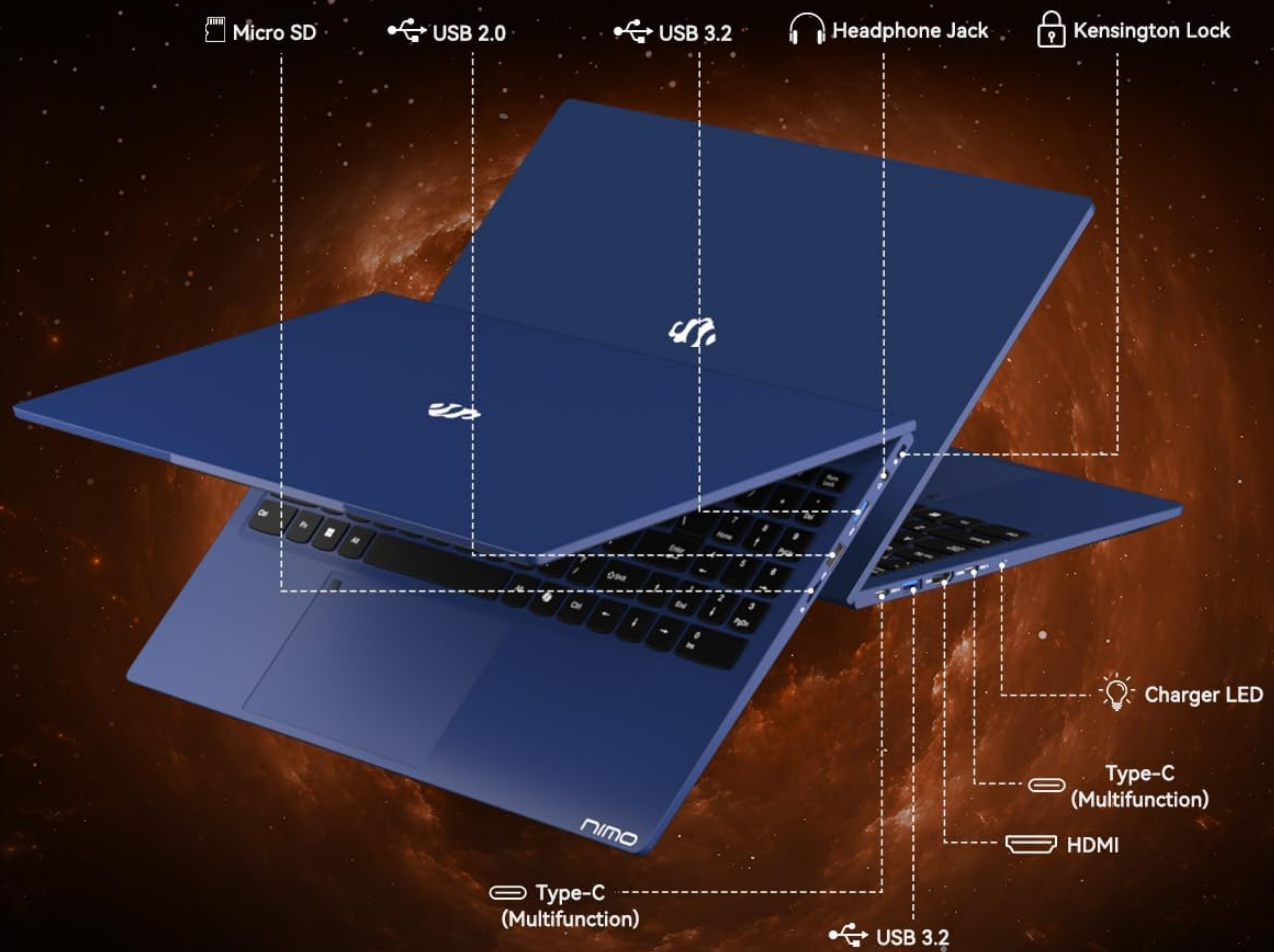


Figure 5: Overview of the laptop's high-speed interfaces and ports.

### Wireless Connectivity

The laptop supports 802.11a/b/g/n/ac wireless standards for reliable internet access and Bluetooth 5.2 for connecting wireless peripherals.

Your browser does not support the video tag.

Video 2: Demonstrates the sleek design, adjustable screen, multiple ports, backlit keyboard, and fingerprint recognition of the NIMO laptop.



# PERFORMANCE

## Processor and Graphics

Equipped with an AMD Ryzen 7 Pro 6850U processor (8 cores, 16 threads, up to 4.7GHz), your NIMO laptop delivers robust performance for demanding tasks, content creation, and gaming. The integrated AMD Radeon 680M GPU provides capable graphics processing.



Figure 6: Visual representation of the AMD Ryzen 7 Pro 6850U processor's core and thread count, highlighting its performance capabilities.

## Memory and Storage

The laptop features 32GB of lightning-fast LPDDR5 RAM, enabling seamless multitasking and efficient handling of multiple applications. A 2TB PCIe 4.0 SSD ensures rapid boot times, quick application loading, and ample storage for all your files.



Figure 7: Illustration of the 32GB LPDDR5 RAM and 2TB PCIe 4.0 SSD, emphasizing speed and multitasking capabilities.

## CHARGING AND BATTERY

Your NIMO N15A laptop is powered by a 54Wh Smart Battery, offering up to 9 hours of average battery life. It supports 100W USB-C Power Delivery (PD) fast charging. A 15-minute charge can provide up to 2 hours of usage, making it convenient for users on the go. The compact charger can also power other compatible devices.



Figure 8: Visual explanation of the 100W USB-C fast charging capability and battery performance.

## MAINTENANCE

### General Care

- **Cleaning:** Use a soft, lint-free cloth to clean the screen and exterior. Avoid harsh chemicals.
- **Handling:** Always hold the laptop by its base. Consider using a protective case for transport.
- **Ventilation:** Ensure the laptop is placed on a hard, flat surface to allow for proper airflow and prevent overheating. Avoid blocking the ventilation grilles.
- **Temperature:** Keep the laptop away from extreme temperatures and direct sunlight.
- **Software Updates:** Regularly update your operating system and drivers to ensure optimal performance and security.

## TROUBLESHOOTING

### Common Issues and Solutions

- **Overheating:** If the laptop feels excessively hot, ensure ventilation is not blocked. Reduce heavy workload or close unnecessary applications.
- **Liquid Spills:** Immediately unplug the laptop from power, turn it off, and disconnect any peripherals. Do not attempt to power it on. Seek professional assistance.



- **Software Glitches:** Restart the laptop. If issues persist, check for system updates or consider restoring to a previous system point.
- **Battery Swelling:** If the battery appears swollen, discontinue use immediately and contact support. Do not attempt to replace it yourself.

## TECHNICAL SPECIFICATIONS

Feature	Detail
Brand	NIMO
Model Name	NIMO N15AB
Screen Size	15.6 Inches
Screen Resolution	1920 x 1080 Pixels (FHD)
Processor	AMD Ryzen 7 Pro 6850U (8 Cores, 16 Threads, up to 4.7 GHz)
RAM	32 GB LPDDR5
Memory Speed	6400 MHz
Storage	2048 GB (2TB) SSD PCIe 4.0
Graphics Coprocessor	AMD Radeon 680M
Operating System	Windows 11 Home
Wireless Type	802.11a/b/g/n/ac
Bluetooth	5.2
USB 2.0 Ports	1
USB 3.0 Ports	4
USB-C Ports	Multiple (Multifunction, 100W PD)
HDMI Ports	1
Item Weight	3.75 pounds
Product Dimensions	14.07 x 8.98 x 0.76 inches
Average Battery Life	9 Hours
Special Features	Backlit Keyboard, Fingerprint Reader, HD Audio, Numeric Keypad






## SAFETY INFORMATION

Use original chargers and check cables for damage. Hold the laptop by its base, use a protective case, and don't put heavy items on it. Place it on a hard surface to avoid overheating; keep away from extreme temps and moisture. Don't overcharge the battery or use counterfeits—stop using if it swells. Set strong passwords, update software, use antivirus, and back up data. If liquid spills, unplug and dry it. For issues, consult professionals, not disassemble it yourself.

## WARRANTY AND SUPPORT

Your NIMO N15A laptop comes with a **2-year manufacturer's warranty** and a **90-day hassle-free return policy**. Our laptops undergo rigorous testing to ensure quality and reliability. For any issues or assistance, please contact our dedicated support team. This disclaimer does not exclude liability for manufacturing defects or violations of mandatory local laws. Using the laptop means you accept these terms, governed by applicable jurisdiction laws. For further support, please refer to the contact information provided with your product packaging or visit the official NIMO website.

### Related Documents - NIMO N15A

	<p><a href="#">NIMO N175 Series Laptop User Manual and Safety Information</a></p> <p>Official user manual and safety guide for the NIMO N175 series laptop. Provides detailed information on product features, setup, operation, maintenance, troubleshooting, warranty, and regulatory compliance.</p>
	<p><a href="#">Nimo MME2S Series Mini PC User Manual</a></p> <p>User manual for the Nimo MME2S series Mini PC, covering setup, operation, safety precautions, package contents, BIOS setup, FCC compliance, and warranty information.</p>
	<p><a href="#">NIMO N157 Series Laptop User Manual</a></p> <p>User manual for the NIMO N157 series laptop, covering product schematic, instructions for use, safety guidelines, troubleshooting, warranty information, and FCC/IC compliance.</p>
	<p><a href="#">NIMO N173 Series Notebook User Manual   Setup, Safety &amp; Troubleshooting Guide</a></p> <p>Comprehensive user manual for the NIMO N173 series notebook, covering product schematics, setup instructions, power supply, charging, cleaning, maintenance, safety guidelines, troubleshooting, and warranty information.</p>
	<p><a href="#">NIMO N171 Series Laptop User Manual and Safety Guide</a></p> <p>Comprehensive user manual for the NIMO N171 series laptop, covering product specifications, usage instructions, safety guidelines, troubleshooting, and warranty information.</p>



### [NIMO N153 Series Laptop User Manual and Safety Guide](#)

This user manual provides comprehensive information for the NIMO N153 series laptop, including setup instructions, function key details, power supply and charging guidance, safety precautions, troubleshooting steps, warranty information, and FCC compliance statements.