

Apple iPad Pro 13-inch (M5)

Apple iPad Pro 13-inch (M5) User Manual

Model: iPad Pro 13-inch (M5) Wi-Fi 256GB Space Black Standard Glass

INTRODUCTION

Welcome to the user manual for your new Apple iPad Pro 13-inch (M5). This document provides essential information to help you set up, operate, and maintain your device. The iPad Pro combines powerful performance with a stunning display and advanced features to enhance your productivity and creativity.



Image: The Apple iPad Pro 13-inch (M5) in Space Black, showcasing its sleek design and large display.

WHAT'S IN THE BOX

Upon opening your iPad Pro package, you should find the following items:

- iPad Pro
- USB-C Charge Cable
- 20W USB-C Power Adapter

What's in the Box



USB-C Charge Cable



20W USB-C Power Adapter



Image: A visual representation of the items included in the iPad Pro packaging: the iPad Pro device, a USB-C charging cable, and a 20W USB-C power adapter.

SETUP

1. Initial Power On

Press and hold the top button until the Apple logo appears. Follow the on-screen instructions to select your language, region, and connect to a Wi-Fi network.

2. Wi-Fi Connection

During setup, select your preferred Wi-Fi network from the list and enter the password if prompted. For Wi-Fi + Cellular models, you can also set up cellular data later.

3. Face ID Setup

Follow the prompts to set up Face ID for secure authentication. This allows you to unlock your iPad, authorize purchases, and sign into apps using facial recognition.

4. Data Transfer (Optional)

If you are upgrading from another device, you can transfer your data, apps, and settings during the setup process using iCloud backup, iTunes/Finder backup, or Quick Start.

OPERATING YOUR iPad Pro

Display

The iPad Pro features a 13-inch Ultra Retina XDR display with Tandem OLED technology, offering extreme brightness and precise contrast. It has a 2752-by-2064-pixel resolution at 264 ppi and supports ProMotion technology with adaptive refresh rates from 10Hz to 120Hz. The display also includes Wide color (P3), True Tone, and an antireflective coating. Nano-texture display glass is available on 1TB and 2TB models.

Performance (M5 Chip)

Powered by the Apple M5 chip, the iPad Pro delivers exceptional performance. Models with 256GB or 512GB storage feature a 9-core CPU and 10-core GPU, while 1TB or 2TB models come with a 10-core CPU and 10-core GPU. All configurations include Neural Accelerators for advanced AI tasks, hardware-accelerated ray tracing, and a 16-core Neural Engine.

M5. The next giant leap for AI on iPad.



Image: The iPad Pro screen displaying multiple applications simultaneously, demonstrating its multitasking capabilities and the M5 chip's role in handling complex AI-driven workflows.

Cameras

The iPad Pro is equipped with advanced cameras for photography and video conferencing:

- **Rear Camera:** A 12MP Wide camera with an $f/1.8$ aperture, digital zoom up to 5x, adaptive True Tone flash, and Smart HDR 4. It supports 4K video recording at various frame rates.
- **TrueDepth Front Camera:** A landscape 12MP Center Stage camera with an $f/2.0$ aperture. It supports Portrait mode, Portrait Lighting, Animoji, Memoji, and 1080p HD video recording. Center Stage automatically keeps you in the frame during video calls.

Audio

The iPad Pro features a four-speaker audio system for rich sound and a studio-quality four-mic array for clear calls, video recording, and audio recording.

Connectivity

Your iPad Pro supports Wi-Fi 7 (802.11be) with 2x2 MIMO for fast wireless connections. Wi-Fi + Cellular models include an Apple C1X cellular modem for 5G (sub-6 GHz) and Gigabit LTE connectivity. Bluetooth 6 and Thread networking technology are also integrated.

Security (Face ID)

Face ID, enabled by the TrueDepth camera, allows for secure facial recognition to unlock your iPad, authenticate purchases, and protect personal data within apps.

Apple Intelligence & Siri

Apple Intelligence is integrated into your iPad, providing a personal intelligence system that assists with writing, expression, and task completion with advanced privacy protections. Siri is also enhanced, offering a more natural and helpful experience, activated hands-free with "Siri" or "Hey Siri."

Accessories

The iPad Pro is compatible with Apple Pencil Pro and Apple Pencil (USB-C) for precise drawing, note-taking, and creative tasks. The Magic Keyboard provides a comfortable typing experience and a trackpad with haptic feedback, transforming your iPad into a versatile workstation.



Image: A user interacting with the iPad Pro using an Apple Pencil Pro, demonstrating its utility for creative applications like

MAINTENANCE

Cleaning Your iPad Pro

To clean your iPad Pro, use a soft, lint-free cloth. Avoid abrasive materials, aerosols, solvents, or ammonia-based cleaners. For the screen, a slightly damp cloth is acceptable. Always power off your iPad before cleaning.

Software Updates

Regularly update your iPadOS to ensure optimal performance, security, and access to the latest features. Go to **Settings > General > Software Update** to check for and install available updates.

Battery Care

To maximize battery lifespan, avoid exposing your iPad to extreme temperatures. For long-term storage, charge the battery to about 50% and power off the device.

TROUBLESHOOTING

Common Issues and Solutions

- **iPad is unresponsive:** Press and quickly release the Volume Up button. Press and quickly release the Volume Down button. Then, press and hold the Top button until the Apple logo appears.
- **Wi-Fi connection issues:** Ensure Wi-Fi is enabled in Settings. Try restarting your Wi-Fi router and your iPad.
- **Apps not responding:** Swipe up from the bottom of the screen and pause in the middle to view open apps. Swipe the problematic app up and off the screen to close it, then reopen.
- **Battery draining quickly:** Check battery usage in **Settings > Battery** to identify apps consuming significant power. Adjust settings or background app refresh as needed.

For more detailed troubleshooting or persistent issues, visit the official Apple Support website or contact Apple customer service.







SPECIFICATIONS

Feature	Detail
Model Number	MDYJ4LL/A
Product Dimensions	8.48 x 11.09 x 0.2 inches
Item Weight	1.28 pounds
Display	13-inch Ultra Retina XDR (Tandem OLED), 2752-by-2064-pixel resolution at 264 ppi, ProMotion (10-120Hz)

Feature	Detail
Chip	Apple M5 chip (9-core CPU/10-core GPU for 256GB/512GB, 10-core CPU/10-core GPU for 1TB/2TB), Neural Accelerators
Memory Storage Capacity	256 GB (as per current product configuration)
Rear Camera	12MP Wide, <i>f</i> /1.8 aperture, 4K video recording
Front Camera	Landscape 12MP TrueDepth with Center Stage, <i>f</i> /2.0 aperture, 1080p HD video recording
Audio	Four speaker audio, Studio-quality four-mic array
Wireless Connectivity	Wi-Fi 7 (802.11be), Bluetooth 6, Thread networking technology
Cellular Connectivity	5G (sub-6 GHz), Gigabit LTE (Wi-Fi + Cellular models only)
Security	Face ID
Ports	Thunderbolt / USB 4 port (Charging, DisplayPort, Thunderbolt 3, USB 4, USB 3)
Battery	Built-in 31.29-watt-hour rechargeable lithium-polymer battery (Up to 10 hours web surfing on Wi-Fi)
Operating System	iPadOS

WARRANTY AND SUPPORT

Your Apple iPad Pro 13-inch (M5) is covered by Apple's standard limited warranty. For detailed information regarding warranty terms, coverage, and service options, please refer to the warranty documentation included with your purchase or visit the official [Apple Support website](#). You can also find extensive resources, FAQs, and contact information for technical assistance there.

	<p>iPhone 12 Pro Max - Dane Techniczne Specyfikacje Apple</p> <p>Szczegółowe dane techniczne iPhone 12 Pro Max, w tym informacje o kolorach, pojemności, wymiarach, wyświetlaczu, aparacie, czipie, baterii, łączności i funkcjach systemu iOS.</p>
	<p>iPad (iOS 7)</p> <p>iPad iPad iOS 7 Siri App Store iCloud</p>
	<p>Apple Recycler Guide for iPad Pro (M4)</p> <p>A guide for electronics recyclers on how to disassemble Apple iPad Pro models (11-inch and 13-inch, Wi-Fi and Wi-Fi + Cellular with M4 chip) to maximize resource recovery. Includes safety considerations, disassembly instructions, and product component identification.</p>
	<p>iPad Basics: A Comprehensive User Guide</p> <p>Learn the fundamentals of using your iPad with this comprehensive guide covering physical features, iOS navigation, Wi-Fi, Safari, Camera, Mail, Apps, and more. Ideal for new iPad users.</p>
	<p>Apple iPad Pro (M4) Recycling Guide</p> <p>A comprehensive guide for recycling Apple iPad Pro models with M4 chip, detailing disassembly procedures, safety precautions, and component identification for responsible electronic waste management.</p>
	<p>Apple iPad Air M3 Recycler Guide: Disassembly and Safety Instructions</p> <p>Comprehensive recycler guide for Apple iPad Air 11-inch and 13-inch (M3) models, detailing disassembly procedures, safety precautions, and component identification for responsible electronics recycling.</p>