

## OUKITEL C69

# OUKITEL C69 Smartphone User Manual

Model: C69

## 1. INTRODUCTION

---

This manual provides essential information for the proper use and maintenance of your OUKITEL C69 Smartphone. Please read it carefully to ensure optimal performance and longevity of your device.



Image 1.1: OUKITEL C69 Smartphone, showcasing its design and display.

## 2. PACKAGE CONTENTS

---

Verify that all items are present in your product package:

- OUKITEL C69 Smartphone
- USB Cable
- Charger
- Protective Case
- Quick Start Guide
- SIM Ejector Tool



Image 2.1: Illustration of the OUKITEL C69 package contents.

### 3. DEVICE OVERVIEW

The OUKITEL C69 features a sleek design with a large display and strategically placed components for user convenience.

#### 3.1 Physical Dimensions

The device measures 176.2 x 83 x 9.5 mm and weighs approximately 243 grams, offering a substantial yet manageable form factor.




Image 3.1: OUKITEL C69 dimensions and weight.

#### 3.2 Ports and Buttons

- **Power Button:** Located on the side, used to power on/off the device and wake/sleep the screen.
- **Volume Buttons:** Located on the side, used to adjust media and call volume.
- **USB Type-C Port:** For charging and data transfer.
- **SIM/TF Card Slot:** Supports Dual SIM or one SIM with TF card expansion.




Image 3.2: SIM/TF card slot configuration.

## 4. SETUP

---

### 4.1 Inserting SIM and TF Cards

1. Locate the SIM/TF card slot on the side of the device.
2. Insert the SIM ejector tool into the small hole next to the tray and push gently until the tray pops out.
3. Place your Nano-SIM card(s) and/or TF card into the designated slots on the tray. Ensure the gold contacts face downwards.
4. Carefully push the tray back into the device until it is flush.

### 4.2 Initial Power On and Basic Setup

1. Press and hold the Power button until the OUKITEL logo appears.
2. Follow the on-screen prompts to select your language, connect to a Wi-Fi network, and set up your Google account.
3. Configure security features such as Face ID and Fingerprint Unlock during the setup process for enhanced device protection.

## 5. OPERATING YOUR DEVICE

---

### 5.1 Display Features

The OUKITEL C69 is equipped with a 7.2-inch HD+ display (720x1600 pixels) with a 120Hz refresh rate, providing smooth visuals and responsive interaction. The screen offers up to 500 nits of brightness for clear visibility in various lighting conditions.



Image 5.1: Display specifications of the OUKITEL C69.

## 5.2 Camera System

Capture moments with the versatile camera setup:

- **Main Camera:** 64MP sensor for high-resolution photos.
- **Front Camera:** 8MP for selfies and video calls.
- **Depth Sensor:** 0.08MP for enhanced portrait mode with bokeh effects.



Image 5.2: Overview of the OUKITEL C69 camera features.

### 5.3 Battery Management

The OUKITEL C69 features a 6000mAh battery, supporting extended usage. It also includes 18W fast charging and OTG reverse charging capabilities.

- **Standby Time:** Up to 850 hours.
- **Talk Time:** Up to 40 hours.
- **Music Playback:** Up to 40 hours.
- **Video Playback/Gaming:** Up to 12 hours.

# Batteria da 6000mAh

6000 mAh

850H Standby

40H Chiamate

40H Musica

12H Video

98.16% Super Charging

Type-C

The image shows a smartphone with a large green battery icon on the screen displaying '98.16%' and 'Super Charging'. To the left, a large blue circular graphic contains the text '6000 mAh'. Above the phone, four usage time icons are shown: a clock for '850H Standby', a phone for '40H Chiamate', a musical note for '40H Musica', and a video player for '12H Video'. Below the phone, a 'Type-C' logo is displayed.

Image 5.3: Battery capacity and estimated usage times.

## 5.4 Performance and Storage

Powered by an Octa-core T615 processor and running Android 15, the OUKITEL C69 offers smooth performance for daily tasks. It comes with 16GB RAM (4GB physical + 12GB virtual) and 128GB internal storage, expandable up to 1TB with a TF card.

Octa-Core Unisoc T615

Potenza e fluidità per la tua giornata

Alimentato dall'efficiente processore Octa-Core Unisoc T615, affronta con facilità le tue attività quotidiane. Goditi un passaggio tra le app incredibilmente fluido, una navigazione web senza sforzo e una riproduzione video senza interruzioni. La potente architettura rende il multitasking davvero senza intoppi.

Unisoc Tiger T615

Octa-Core Processore

12 GB di RAM  
128 GB di ROM

Espansione TF fino a 1 TB

The image features a 3D rendering of a blue processor chip with 'Octa-Core Unisoc T615' embossed on it, set against a background of glowing blue circuit traces. To the right, text describes the processor's capabilities. Below the text are four icons: a gear for 'Unisoc Tiger T615', a chip for 'Octa-Core Processore', a memory card for '12 GB di RAM 128 GB di ROM', and a TF card for 'Espansione TF fino a 1 TB'.

Image 5.4: Processor and memory details.

## 5.5 Security Features

The OUKITEL C69 offers multiple security options to protect your data:

- **Face ID:** Advanced facial recognition for quick and secure unlocking.
- **Fingerprint Sensor:** Side-mounted fingerprint scanner for convenient access.



Image 5.5: Face ID and Fingerprint Unlock in action.

## 6. MAINTENANCE

To maintain your OUKITEL C69 in optimal condition, follow these guidelines:

- Keep the device dry. Moisture can damage electronic components.
- Avoid extreme temperatures. High or low temperatures can shorten the life of electronic devices.
- Clean the screen and body with a soft, lint-free cloth. Avoid harsh chemicals.
- Protect the screen with a screen protector and use the provided protective case to prevent scratches and damage.
- Regularly back up your data to prevent loss.

## 7. TROUBLESHOOTING

If you encounter issues with your OUKITEL C69, refer to the following common solutions:

Problem	Possible Solution
Device does not power on	Ensure the battery is charged. Connect to the charger for at least 10 minutes, then try powering on again. If unresponsive, perform a forced restart by holding the Power button for 10-15 seconds.
Screen is unresponsive	Restart the device. If the issue persists, try a factory reset (note: this will erase all data).
Battery drains quickly	Check for background apps consuming power. Reduce screen brightness. Disable unused features like Wi-Fi, Bluetooth, GPS when not needed.

Problem	Possible Solution
Cannot connect to Wi-Fi	Ensure Wi-Fi is enabled. Restart your router and the phone. Forget the network and reconnect.
Apps are crashing or freezing	Clear the cache of the problematic app. Update the app to the latest version. If the issue continues, uninstall and reinstall the app. Ensure sufficient storage space.

## 8. SPECIFICATIONS

---

Detailed technical specifications for the OUKITEL C69 Smartphone:

Feature	Specification
Brand	OUKITEL
Model Name	OUKITEL C69
Product Dimensions	17.62 x 8.3 x 0.95 cm
Item Weight	243 grams
Operating System	Android 15
Processor Type	MediaTek Helio (Octa-core T615)
Processor Speed	1.8 GHz
RAM Size	16 GB (4GB physical + 12GB virtual)
Internal Storage	128 GB
Expandable Storage	Up to 1 TB via TF card
Screen Size	7.2 Inches
Display Type	LCD
Resolution	720 x 1600 Pixels
Refresh Rate	120 Hz
Optical Sensor Resolution	64 MP (Main Camera)
Front Camera Resolution	8 MP
Battery Capacity	6000 mAh (Lithium Polymer)
Average Battery Life	12 Hours (usage)
Cellular Technology	4G (Dual SIM)
Connectivity	Bluetooth, Wi-Fi (5G:IEEE802.11 a/b/g/n/ac 2.4/5G)

Feature	Specification
Additional Features	Dual SIM, Built-in GPS (GPS, GLONASS, Beidou, Galileo), Expandable Memory, Supports USB OTG (On-The-Go)

For more detailed product information, you can refer to the EU EPREL database:

<https://eprel.ec.europa.eu/qr/2476750>




# ENERG



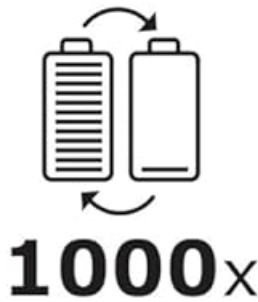
**OUKITEL**

C69



**65 h 8 min**





2023/1669

Image 8.1: OUKITEL C69 Energy Efficiency Label.

<b>Scheda informativa del prodotto</b>	
REGOLAMENTO DELEGATO (UE) 2023/1669 DELLA COMMISSIONE per quanto riguarda l'etichettatura energetica degli smartphone e dei tablet	
<b>1. Marchio</b> OUKITEL	<b>2. Identificativo del modello</b> C69
<b>3. Parametri generali del prodotto:</b>	
Parametro	Valore
4. Tipo di dispositivo	Smartphone
5. Sistema operativo	Android
6. Classe di efficienza energetica	A
7. Batteria sostituibile da parte dell'utente	No
8. Durata della batteria per ciclo (END <sub>device</sub> [h])	65
9. Durata della batteria in cicli – impostazioni predefinite [cicli]	1 000
10. Capacità nominale della batteria (C <sub>100</sub> <sub>rated</sub> [mAh])	6 000
11. Commercializzato con custodia protettiva	Si
12. Prova di affidabilità in caso di caduta libera ripetuta – cadute senza riportare difetti [n]	180
13. Prova di affidabilità in caso di caduta libera ripetuta – cadute senza riportare difetti, prova effettuata in stato completamente esteso [n]	n.a.
14. Classe di affidabilità in caso di caduta libera ripetuta	B
15. Grado di protezione da agenti esterni	IP44
16. Profondità di immersione in acqua specificata, in caso di IPx8 [m]	n.a.
17. Resistenza ai graffi dello schermo sulla scala di Mohs	5
18. Carica-batterie	Potenza di uscita richiesta [W]
	Tipo di presa (all'estremità del dispositivo)
	18
	USB-C
<b>Informazioni sulla riparabilità:</b>	
19. Disponibilità minima garantita di aggiornamenti di sicurezza, aggiornamenti correttivi e aggiornamenti delle funzionalità del sistema operativo (anni)	5
20. Classe di riparabilità (in base all'indice riportato di seguito)	B
21. Indice di riparabilità	3,40
21a. Punteggio relativo alla profondità di smontaggio (S <sub>00</sub> ) punteggio	3,90
21b. Punteggio relativo al tipo di elementi di fissaggio (S <sub>r</sub> )	3,60
21c. Punteggio relativo al tipo di attrezzi (S <sub>t</sub> )	3,75
Pagina 1 / 2	
21d. Punteggio relativo ai pezzi di ricambio (S <sub>sp</sub> )	3
21e. Punteggio relativo alla durata degli aggiornamenti software (S <sub>su</sub> )	3

21f. Punteggio relativo alle informazioni sulla riparazione (S <sub>R</sub> )	3
22. Link alle informazioni sulla disponibilità di pezzi di ricambio per riparatori professionisti e utenti finali	/
23. Link alle istruzioni relative alle riparazioni per gli utenti finali	/
24. Link ai prezzi indicativi ante imposte	/
<b>Informazioni supplementari:</b>	/
25. Durata minima della garanzia offerta dal fornitore [mesi]	12

Modello immesso sul mercato dell'Unione da 18/09/2025.



**Numero di registrazione EPREL:** 2476750 <https://eprel.ec.europa.eu/qr/2476750>

**Fornitore:** Apex CE Specialists GmbH (Rappresentante autorizzato) **Sito web:**

---

**Servizio di assistenza alla clientela:**

**Nome:** SUCCESS COURIER SL **Sito web:**

**E-mail:** [succeservice2@hotmail.com](mailto:succeservice2@hotmail.com) **Telefono:** 34910602659

**Indirizzo:**  
 CALLE RIO TORMES NUM. 1, PLANTA 1, DERECHA, OFICINA 3, Fuenlabrada, Madrid, 28947 Spain  
 Spagna

Pagina 2 / 2

Image 8.2: OUKITEL C69 Product Information Sheet.

## 9. WARRANTY AND SUPPORT

---

Your OUKITEL C69 Smartphone is covered by a standard manufacturer's warranty. For specific warranty terms, conditions, and duration, please refer to the warranty card included in your package or contact OUKITEL customer support.

For technical assistance, troubleshooting beyond this manual, or service inquiries, please visit the official OUKITEL website or contact their customer service department.