

## Rinsmola G21 Pro

# Rinsmola G21 Pro True Wireless Earbuds Instruction Manual

Model: G21 Pro | Brand: Rinsmola

## INTRODUCTION

Welcome to your Rinsmola G21 Pro True Wireless Earbuds. This manual provides detailed instructions for setup, operation, and maintenance to ensure optimal performance and longevity of your device. Please read this manual thoroughly before using your earbuds.

## WHAT'S IN THE BOX

- Rinsmola G21 Pro Charging Box x 1
- Rinsmola G21 Pro Wireless Earbuds x 2
- Soft Silicone Ear Caps x 6 (L/M/S sizes)
- USB-C Charging Cable x 1
- User Manual (English, Spanish, French, etc.) x 1

## PRODUCT OVERVIEW

The Rinsmola G21 Pro earbuds are designed for comfort and high-quality audio. The compact charging case features an LED display to show battery levels for both the case and individual earbuds.



Image: Rinsmola G21 Pro True Wireless Earbuds in their charging case, displaying battery percentage.

# Over 36Hrs Playtime & Dual LED Display



Charging case power display



Charging status display of earbuds(L/R)



**8 Hrs**  
Earbuds



**28 Hrs**  
Full Charge



**1.5 Hrs**  
Fast Charging

Image: Detailed view of the charging case's LED display indicating charge status.

Your browser does not support the video tag.

Video: An unboxing and overview of the Rinsmola G21 Pro True Wireless Earbuds, demonstrating their design and components.

## SETUP

### Charging the Earbuds and Case

Before first use, fully charge the earbuds and charging case. Connect the provided USB-C cable to the charging port on the case and a power source. The LED display on the case will show the charging progress. A full charge for the case provides approximately 36 hours of additional playtime for the earbuds.

# ENC Noise Reduction Mic for Clear Calls

Effectively reduce environmental noise to ensure clear call quality.



Image: The Rinsmola G21 Pro charging case with earbuds, illustrating the USB-C charging port.

## Initial Pairing

1. Ensure the earbuds are charged.
2. Open the charging case. The earbuds will automatically enter pairing mode.
3. On your device (smartphone, tablet, computer), enable Bluetooth.
4. Search for "G21 Pro" in the list of available Bluetooth devices and select it to connect.
5. Once paired, the earbuds will automatically connect to your device when removed from the charging case for future use.





Image: Visual representation of Bluetooth 5.4 technology, highlighting quick connection and stability.

Your browser does not support the video tag.

Video: A demonstration of the Rinsmola G21 Pro earbuds' features, including Bluetooth 5.4 pairing and ergonomic design.


## OPERATING THE EARBUDS

### Touch Controls

The Rinsmola G21 Pro earbuds feature sensitive touch controls on each earbud for easy management of audio and calls.

- **Single Tap (L/R):** Play/Pause music, Answer/End call.
- **Double Tap (R):** Next track.
- **Double Tap (L):** Previous track.
- **Triple Tap (L/R):** Activate voice assistant (Siri, Google Assistant).
- **Press and Hold (2 seconds, L/R):** Reject call.
- **Press and Hold (3 seconds, L/R):** Power On/Off.

# Ultralight & Ergonomic



Comfortable fit



3.6 g



S, M, L

Replaceable silicone ear tips



Image: Touch control guide for the Rinsmola G21 Pro earbuds.

## Call Management

The earbuds are equipped with 4 ENC (Environmental Noise Cancelling) microphones to ensure clear call quality by reducing ambient noise.



# High-Quality Stereo Sound



14.2mm speaker, nano-scale material, emits a sound closer to the original sound.

Image: Explanation of ENC noise reduction for calls, showing sound wave cancellation.

## Music Playback

Experience Hi-Fi stereo sound with deep bass, delivered by 14.2mm graphene drivers and a triple-layer composite diaphragm.




Image: Internal driver components for high-quality stereo sound.

## Single/Twin Mode

The earbuds support both single and twin mode operation. You can use either earbud independently for calls or music, or use both together for a stereo audio experience.

## MAINTENANCE

### Cleaning

Regularly clean your earbuds and charging case to maintain optimal performance and hygiene. Use a soft, dry, lint-free cloth. For ear tips, remove them and clean with mild soap and water, then dry thoroughly before reattaching.

### Water Resistance

The Rinsmola G21 Pro earbuds are IP-X7 waterproof, making them resistant to sweat, splashes, and rain. They are suitable for workouts and outdoor activities. However, they are not designed for swimming or prolonged submersion in water.

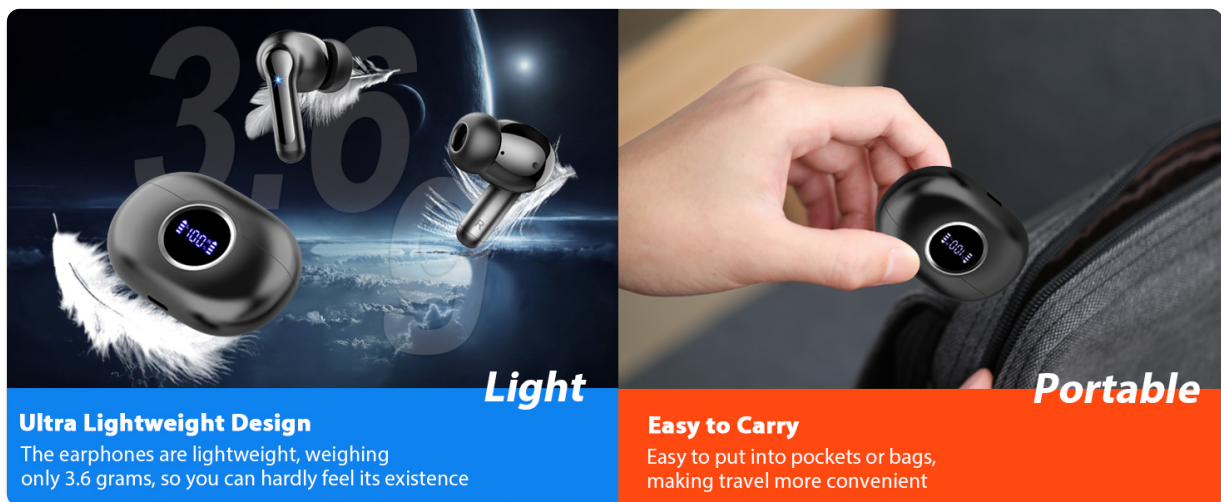


Image: Earbuds shown with water splashes, indicating IP-X7 waterproof feature.

## TROUBLESHOOTING

### Common Issues and Solutions

- **Earbuds not pairing:**  
Ensure both earbuds are charged. Turn off and on your device's Bluetooth. Place earbuds back in the case, close, then reopen to re-enter pairing mode. Try pairing again.
- **No sound from one or both earbuds:**  
Check the volume level on your connected device and on the earbuds. Ensure earbuds are properly connected to your device. Try disconnecting and reconnecting.
- **Poor sound quality:**  
Ensure the ear tips provide a secure and comfortable seal in your ear. Try different sized ear tips. Clean any debris from the earbud nozzles. Ensure your device is within the Bluetooth range (up to 20 meters).
- **Charging issues:**  
Verify that the USB-C cable is securely connected to both the charging case and the power source. Ensure the charging contacts on the earbuds and inside the case are clean and free of obstructions.
- **Earbuds falling out:**



Experiment with the different sizes of silicone ear caps (S/M/L) included to find the best fit for your ears. A proper fit is crucial for both comfort and sound quality.

## SPECIFICATIONS

Feature	Detail
Model Name	G21 Pro
Brand	Rinsmola
Connectivity Technology	Wireless (Bluetooth 5.4)
Bluetooth Version	5.4
Bluetooth Range	20 Meters
Audio Driver Size	14.2 Millimeters
Noise Control	Passive Noise Cancellation (ENC for calls)
Frequency Response	20 KHz
Sensitivity	108 dB
Control Type	Touch Control
Battery Life (Earbuds)	6-8 hours (single charge)
Total Playtime (with case)	40+ Hours
Charging Time	1.5 Hours
Charging Interface	USB Type C
Water Resistance Level	IP-X7 Waterproof
Earbud Weight (each)	3.6 Grams (approx. 0.13 ounces)
Case Weight	30 Grams
Compatible Devices	iOS/Android Phones, TV, Computers, Laptop

## WARRANTY AND SUPPORT

### Warranty Information

Rinsmola provides a 2-year warranty for the G21 Pro True Wireless Earbuds. This warranty covers manufacturing defects. Please retain your proof of purchase for warranty claims.

### Customer Support

For further assistance, technical support, or warranty inquiries, please visit the official Rinsmola website or contact their customer service department. You can find more information and contact details at the [Rinsmola Store on Amazon](#).


## Related Documents - G21 Pro

<div data-bbox="118 396 308 660"> <div> <div>RINSMOLA</div> <div> <div>HERO BAND III</div> <div>Color Screen Fitness Tracker</div> </div> </div> <div> <div>Table of Contents</div> <div> <ul style="list-style-type: none"> <li>1. Product Overview</li> <li>2. Package Contents</li> <li>3. Product Overview</li> <li>4. Quick Start Guide</li> <li>5. App Installation</li> <li>6. App Usage</li> <li>7. Troubleshooting</li> <li>8. Warranty Information</li> </ul> </div> <div> <div>Package Contents</div> <div> <ul style="list-style-type: none"> <li>1 x HERO BAND III Color Screen Fitness Tracker</li> <li>1 x User Manual</li> <li>1 x Charging Cable</li> <li>1 x Protective Case</li> <li>1 x Replacement Strap</li> <li>1 x Screen Protector</li> <li>1 x Cleaning Cloth</li> <li>1 x Warranty Card</li> </ul> </div> </div> <div> <div>Product Overview</div> <div> <p>HERO BAND III Color Screen Fitness Tracker is a high-end fitness tracker with a large color screen, multiple sports modes, heart rate monitoring, blood pressure monitoring, and other functions. It is suitable for various occasions and is a good choice for fitness enthusiasts.</p> <p><b>Key Features:</b></p> <ul style="list-style-type: none"> <li>1. Large Color Screen: 1.46 inch IPS screen, clear display, easy to read.</li> <li>2. Multiple Sports Modes: 15 built-in sports modes, including running, cycling, swimming, etc.</li> <li>3. Heart Rate Monitoring: 24-hour heart rate monitoring, real-time data display.</li> <li>4. Blood Pressure Monitoring: Non-invasive blood pressure monitoring, data recording.</li> <li>5. Sleep Monitoring: Automatic sleep monitoring, sleep quality analysis.</li> <li>6. Long Battery Life: Up to 10 days of standby time, 14 days of typical use.</li> <li>7. Smart Notifications: Push notifications for calls, messages, and apps.</li> <li>8. Water Resistance: IP68 water resistance, suitable for swimming.</li> </ul> </div> </div> </div> </div>	<div data-bbox="341 456 943 486" data-label="Section-Header"> <h2>Rinsmola RWE-2024 Wireless Earbuds User Manual</h2> </div> <div data-bbox="341 497 1444 607" data-label="Text"> <p>Comprehensive user manual for Rinsmola RWE-2024 wireless earbuds, detailing features like Bluetooth 5.3, active noise cancellation, IPX7 water resistance, setup, pairing, controls, charging, troubleshooting, and warranty information.</p> </div>
<div data-bbox="118 768 308 795" data-label="Image"> </div>	<div data-bbox="341 710 1117 739" data-label="Section-Header"> <h2>Hero Band III Color Screen Fitness Tracker User Manual - Rinsmola</h2> </div> <div data-bbox="341 752 1444 860" data-label="Text"> <p>User manual for the Rinsmola Hero Band III Color Screen Fitness Tracker. Learn about its appearance, functions, app installation, operation, troubleshooting, and important attention points for optimal use.</p> </div>
<div data-bbox="118 918 308 2161"> <div> <div>EDIFIER</div> <div> <div>X5 Pro</div> <div>True Wireless Earbuds with Active Noise Cancellation</div> <div>— 真无线主动降噪耳机 —</div> </div> </div> <div> <div>1. 产品说明及配件</div> <div> <p>耳机 x 2 充电盒 x 1 充电线 (Type-C) x 1 说明书 x 1</p> <p>注:</p> <ul style="list-style-type: none"> <li>本说明书和包装盒内的配件仅供参考, 可能因实际情况而略有不同, 请以实物为准。</li> </ul> </div> </div> <div> <div>2. 开关机</div> <div> <ul style="list-style-type: none"> <li>充电盒开盖自动开机</li> <li>将耳机放入充电盒, 关盖自动关机</li> </ul> </div> </div> <div> <div>3. 电量状态与充电</div> <div> <ul style="list-style-type: none"> <li><b>耳机充电</b> <ul style="list-style-type: none"> <li>当耳机出现低电量提示音时, 将耳机放入充电盒充电</li> </ul> </li> <li><b>电量显示</b> <ul style="list-style-type: none"> <li>充电盒开盖后, 将显示充电盒电量</li> <li>触摸灯, 触摸灯亮起表示充电盒电量充足, 触摸灯熄灭表示电量不足</li> </ul> </li> <li><b>充电盒充电</b> <ul style="list-style-type: none"> <li>将充电盒插入 Type-C 充电线, 充电时, 触摸灯常亮, 充满后触摸灯熄灭</li> <li>输入: 5V = 200mA (标配)</li> <li>5V = 1A (充电器)</li> </ul> </li> </ul> <p>警告:</p> <ul style="list-style-type: none"> <li>本产品为充电设备, 使用时请远离易燃物, 以免引起火灾, 请勿靠近火源。</li> <li>本产品为充电设备, 使用时请勿在高温环境下使用, 以免引起火灾。</li> <li>本产品为充电设备, 使用时请勿在潮湿环境下使用, 以免引起火灾。</li> <li>本产品为充电设备, 使用时请勿在易燃易爆环境下使用, 以免引起火灾。</li> </ul> </div> </div> <div> <div>4. 操作说明</div> <div> <ul style="list-style-type: none"> <li><b>蓝牙配对</b> <ul style="list-style-type: none"> <li>首次配对: 将充电盒开盖, 耳机自动开机, 将耳机放入充电盒, 耳机开始配对。</li> <li>连接其他设备: 将耳机放入充电盒内, 长按充电盒触摸灯 3 秒, 进入配对模式, 在手机上配对。</li> <li>设备配对: 长按触摸灯 5 秒, 进入配对模式。</li> <li>当耳机连接设备后, 再次开机时耳机将自动连接到上一次的设备。</li> </ul> </li> <li><b>左右耳配对/重置出厂设置</b> <ul style="list-style-type: none"> <li>长按触摸灯 10 秒, 重置出厂设置。</li> <li>左右耳放入充电盒, 打开充电盒盖, 三态充电盒触摸灯闪烁 3 秒, 表示重置成功, 成功后将自动进入配对模式。</li> </ul> </li> <li><b>功能说明</b></li> </ul> </div> </div> </div>	<div data-bbox="341 2024 1287 2054" data-label="Section-Header"> <h2>Edifier X5 Pro True Wireless Earbuds with Active Noise Cancellation - User Manual</h2> </div> <div data-bbox="341 2065 1444 2132" data-label="Text"> <p>Comprehensive user guide for the Edifier X5 Pro true wireless earbuds, detailing features such as active noise cancellation, Bluetooth pairing, battery management, touch controls, app integration,</p> </div>

[illegible]

troubleshooting, and maintenance tips.

**QUICK START GUIDE** **kugan.com**



The image shows a pair of over-ear headphones with a black and silver color scheme. The headphones have a large, circular ear cup with a silver mesh grille. The headband is black with silver accents. The ear cup has a large circular speaker driver visible through the grille. The headphones are shown from a side profile, facing right.

## Kogan EC-65 II Pro Active Noise Cancelling Headphones Quick Start Guide

Quick start guide for Kogan EC-65 II Pro Active Noise Cancelling Headphones, covering setup, operation, features, specifications, and troubleshooting. Includes Bluetooth pairing, noise cancellation, and charging information.

## JBL TOUR PRO 2 Quick Start Guide

Get started quickly with your JBL TOUR PRO 2 true wireless noise-cancelling earbuds. This guide provides essential setup, connection, and usage information for an enhanced audio experience.