

Polibi B0FVWRVCQH

# Polibi 4-Seat Convertible Sleeper Sofa Bed Instruction Manual

Model: B0FVWRVCQH

## 1. PRODUCT OVERVIEW

The Polibi 4-Seat Convertible Sleeper Sofa Bed is a versatile furniture piece designed for modern living spaces. It functions as a comfortable sofa, a spacious chaise lounge, and a pull-out sleeper bed. Key features include deep seating, high-density cushions, integrated storage, and a built-in USB charging port.



Image 1.1: The Polibi Convertible Sleeper Sofa Bed in its standard sofa configuration, featuring deep seats and plush cushions.

## 1.1 Multi-functional Design

This unit offers three primary configurations:

- **Sofa:** Standard seating for daily use.
- **Chaise Lounge:** Extended seating for relaxation.
- **Pull-Out Bed:** Converts into a sleeping surface for guests.

## Multi Functional 3-In-1



Image 1.2: Visual representation of the sofa's three configurations: sofa, chaise lounge, and pull-out bed.

### 1.2 Comfort and Materials

The sofa features an ultra-deep seat design with high-density cushions filled with a premium sponge and cotton blend. The upholstery is made from soft and durable chenille fabric, providing a comfortable seating experience.



## Premium Craftsmanship

### Cloud-like Comfort



Chenille Fabric



Serpentine Spring & Steel Wire & Bandage

Image 1.3: Details of the sofa's construction, highlighting the chenille fabric and internal support mechanisms.

### 1.3 Integrated Features

The sofa includes a hidden storage compartment under the seat cushions and a built-in USB charging port for convenience.

## Sofa With Storage & Usb Port

There is a hidden storage space under the seat cushion, which is convenient for storing daily necessities such as pillows, blankets and children's toys, making the living room free from clutter and visually more spacious.

 Pillow |  Quilts |  Clothes |  Books |  Toy



Image 1.4: The sofa's hidden storage space and integrated USB charging port.

## 2. SETUP INSTRUCTIONS

This section provides general guidance for setting up your Polibi Convertible Sleeper Sofa Bed. For detailed assembly steps, please refer to the separate assembly guide included with your product packaging.

### 2.1 Unpacking and Component Identification

1. Carefully unpack all components from the packaging.
2. Verify that all parts listed in the assembly guide are present and undamaged.
3. Place all components on a clean, soft surface to prevent scratches during assembly.

### 2.2 Assembly

Follow the step-by-step instructions provided in your dedicated assembly manual. Ensure all connections are secure before using the sofa.



### 3. OPERATING INSTRUCTIONS

---

This section details how to utilize the various functions of your convertible sofa bed.

#### 3.1 Converting to Chaise Lounge Mode

1. Remove any loose cushions or pillows from the seating area.
2. Gently pull the front section of the sofa outwards. The integrated support legs will extend automatically.
3. Adjust the cushions as needed to form a continuous chaise surface.



Image 3.1: The sofa configured as a chaise lounge, providing extended leg support.

#### 3.2 Converting to Sleeper Bed Mode

1. Ensure the sofa is in chaise lounge mode (refer to Section 3.1).
2. Pull the remaining front section of the sofa outwards until it fully extends and the support legs are engaged.
3. Arrange the cushions to create a flat sleeping surface.



Image 3.2: The sofa fully transformed into a comfortable sleeper bed.

### 3.3 Accessing Storage

1. Lift the seat cushions to reveal the hidden storage compartment beneath.
2. Store items such as blankets, pillows, or other household goods.
3. Ensure the compartment is not overloaded before replacing the cushions.





Image 3.3: The hidden storage compartment, ideal for organizing living room essentials.

### 3.4 Using the USB Charging Port

1. Locate the USB charging port on the side of the sofa armrest.
2. Connect your USB charging cable to the port.
3. Plug your device into the other end of the cable to begin charging.

### 3.5 Operational Demonstration Video

Video 3.1: A demonstration of the Polibi 4-Seat Convertible Sleeper Sofa Bed's various configurations, including sofa, chaise, and bed modes, as well as the storage and USB charging features.

## 4. MAINTENANCE

---

Proper care and maintenance will extend the life and appearance of your sofa bed.

### 4.1 Cleaning Chenille Fabric

- **Regular Cleaning:** Vacuum regularly using an upholstery attachment to remove dust and loose debris.
- **Spot Cleaning:** For spills, blot immediately with a clean, dry cloth. Avoid rubbing, as this can spread the stain. For stubborn stains, use a mild fabric cleaner specifically designed for chenille, testing on an inconspicuous area first.
- **Avoid Harsh Chemicals:** Do not use bleach or abrasive cleaners, as these can damage the fabric.

### 4.2 General Care

- **Sunlight Exposure:** Avoid prolonged exposure to direct sunlight to prevent fading.
- **Rotation:** Periodically rotate and fluff cushions to maintain their shape and even out wear.
- **Weight Distribution:** Distribute weight evenly across the sofa to prevent localized sagging.



## 5. TROUBLESHOOTING

This section addresses common issues you might encounter with your sofa bed.

Problem	Possible Cause	Solution
Difficulty converting sofa modes	Obstruction or improper alignment.	Ensure no items are blocking the mechanism. Gently guide the sections into place. Refer to the operational video for correct movement.
USB port not charging	No power supply or faulty cable/device.	Verify the sofa is connected to a power source. Test with a different USB cable and device. If the issue persists, contact customer support.
Cushions appear flattened	Normal wear or lack of fluffing.	Regularly fluff and rotate cushions to restore their shape.

## 6. SPECIFICATIONS

Key specifications for the Polibi 4-Seat Convertible Sleeper Sofa Bed:

- **Brand:** Polibi
- **Model:** B0FVWRVCQH
- **Seating Capacity:** 2.0 (as sofa), 4 (as extended seating)
- **Product Dimensions (D x W x H):** 81.1"D x 39.4"W x 42.1"H
- **Type:** Convertible Sleeper Sofa
- **Color:** Dark Grey (as per current product variant)
- **Style:** Modern
- **Special Features:** Hidden Storage, USB Charging Port
- **Room Type:** Living Room
- **Material Type:** Chenille



## Chromatic Aberration



The product display images may have slight differences from the actual material. Please refer to the actual product for accuracy.



Natural Light

Warm Light

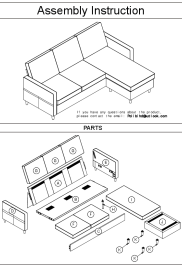





Cold Light

Image 6.1: Note on chromatic aberration: Product display images may have slight differences from the actual material due to lighting. Refer to the actual product for accuracy.

## 7. WARRANTY AND SUPPORT

For information regarding product warranty, returns, or technical support, please refer to the warranty card included with your purchase or contact Polibi customer service directly. Contact details can typically be found on the Polibi website or through your retailer.

**Polibi Customer Service:** Please visit the official Polibi website or refer to your purchase documentation for contact information.

	<p><a href="#">Polibi MB-826SASS-G 82.6-inch L-Shape Sectional Sofa Assembly Instructions</a></p> <p>Step-by-step assembly guide for the Polibi MB-826SASS-G 82.6-inch L-Shape 3-Seater Reversible Sectional Sofa. Includes a detailed parts list and clear instructions for each stage of assembly.</p>
	<p><a href="#">Assembly Instructions for Queen Size Upholstered Wood Platform Bed with Headboard and 2 Drawers</a></p> <p>Step-by-step assembly instructions for a gray queen size upholstered wood platform bed with a headboard and two drawers. Includes safety warnings, part lists, hardware lists, and assembly steps.</p>
	<p><a href="#">Polibi Loft Bed Assembly Instructions (WF301849/301850)</a></p> <p>Detailed assembly instructions for the Polibi Loft Bed, model numbers WF301849 and WF301850. Includes safety warnings, parts list, hardware list, and step-by-step guidance for building the metal house bunk bed with slide and staircase.</p>
	<p><a href="#">Assembly Instructions for WF197908/WF197909 Bunk Bed</a></p> <p>Detailed assembly instructions for the WF197908/WF197909 bunk bed, including part lists, hardware details, and step-by-step guidance. Learn how to assemble your bunk bed safely and correctly.</p>
	<p><a href="#">House Bed Assembly Instructions WF286771</a></p> <p>Assembly instructions for the House Bed, SKU Code WF286771. Includes part list, hardware list, and step-by-step assembly guide.</p>
	<p><a href="#">Polibi Bed Warranty Policy - RS519-8972AAK &amp; HARI-232AAM   The Home Depot</a></p> <p>This document outlines the 6-month warranty policy for Polibi furniture, including specific models like the RS519-8972AAK Murphy Bed and HARI-232AAM Canopy Platform Bed. It details the process for handling manufacturing defects and lists common exclusions such as accidental damage, unauthorized modifications, and purchases made outside The Home Depot Marketplace.</p>



