

[Manuals.plus](#) /

> [dotn](#) /

> dotn Portable Bluetooth Speaker M17B Instruction Manual - 20W HD Stereo Sound, IP7 Waterproof, Bluetooth 5.4

dotn M17B

dotn Portable Bluetooth Speaker M17B Instruction Manual

Model: M17B | Brand: dotn

1. INTRODUCTION

Thank you for purchasing the dotn Portable Bluetooth Speaker M17B. This manual provides essential information for setting up, operating, and maintaining your new speaker. Please read it thoroughly to ensure optimal performance and longevity of your device.

What's in the Box:

- Bluetooth Speaker x 1
- Type-C Charging Cable x 1
- Instruction Manual x 1

Designed For Different Outdoor Activities

Without the need for frequent recharging, this speaker delivers long-lasting entertainment.



Figure 1: dotn Portable Bluetooth Speaker M17B with Type-C Charging Cable and Instruction Manual.

2. PRODUCT OVERVIEW

The dotn M17B speaker is designed for portability and durability, featuring a rugged, IP7 waterproof construction and a convenient portable lanyard. It delivers 20W HD stereo sound with enhanced bass and customizable EQ modes.

Key Features:

- **360° Hi-Fi Stereo Sound & Dual Pairing (TWS):** Experience immersive audio with 20W output and the option to pair two speakers for a stereo effect.
- **Bluetooth 5.4:** Ensures fast pairing and a stable connection up to 98 feet.
- **20-Hour Playtime:** Enjoy extended music playback on a single charge (at 50% volume).
- **EQ Mode:** Three adjustable sound modes (Standard, Bass Boost, Vocal) to optimize your listening experience.
- **RGB Colorful Light:** Features eight types of LED lighting effects that loop, enhancing the ambiance. Lights can be turned on/off to conserve battery.
- **IP7 Waterproof:** Built to withstand rough handling and harsh weather conditions, making it

suitable for outdoor use.

- **Multiple Connection Modes:** Supports Bluetooth, AUX, TF Card, and USB playback.
- **Built-in Microphone:** For convenient hands-free calling.

Physical Components:

- **Control Buttons:** Power, Volume Up/Down, Play/Pause/Call Answer, EQ Mode, Bluetooth Pairing.
- **Ports:** Type-C Charging, AUX-in, TF Card Slot, USB Port.
- **Lanyard:** For easy portability.
- **Metal Dust Net:** Protects speaker components.



Figure 2: The dotn M17B speaker is IP7 waterproof, designed to resist water splashes and submersion up to 1 meter for 30 minutes. Do not immerse in water for extended periods.




Figure 3: Size Parameters of the M17B speaker, illustrating its compact and portable design.




Figure 4: Colorful Atmosphere Light Circle on the speaker, offering various lighting modes.



Figure 5: Lighting Running Modes, showcasing eight different customizable lighting effects.

3. SETUP

Charging the Speaker:

1. Connect the provided Type-C charging cable to the speaker's Type-C port.
2. Connect the other end of the cable to a compatible USB power adapter (not included).
3. The LED indicator will show charging status and turn off when fully charged.

Bluetooth Pairing:

1. Press and hold the Power button () for 2-3 seconds to turn on the speaker. The LED indicator will flash blue, indicating it's in pairing mode.
2. On your device (smartphone, tablet, laptop), enable Bluetooth and search for available devices.
3. Select "M17B" from the list of devices. Once connected, the LED indicator will turn solid blue.

True Wireless Stereo (TWS) Pairing:

To achieve an immersive stereo sound experience, you can pair two M17B speakers together.

1. Ensure both M17B speakers are powered on and not connected to any other Bluetooth device.
2. On one speaker (this will be the primary speaker), press the TWS button (often indicated by a

- chain link icon or similar). The speaker will enter TWS pairing mode.
3. The primary speaker will automatically search for and connect to the secondary speaker. Once connected, you will hear an audible confirmation, and the LED indicators on both speakers will synchronize.
 4. Now, connect your device to the primary speaker via Bluetooth as described above.



Figure 6: True Wireless Stereo (TWS) pairing of two M17B speakers for enhanced sound.




Figure 7: Bluetooth 5.4 Stable Connection, supporting multiple modes including AUX, TF Card, and USB.

4. OPERATING INSTRUCTIONS

Basic Functions:

- **Power On/Off:** Press and hold the Power button () for 2-3 seconds.
- **Play/Pause:** Press the Play/Pause button (▶) once to play or pause music.
- **Volume Control:** Press the Volume Up (+) or Volume Down (-) buttons.
- **Next/Previous Track:** Press and hold the Volume Up (+) for next track or Volume Down (-) for previous track.

EQ Mode:

Press the EQ button to cycle through three different sound modes:

- **Standard Mode:** Balanced sound profile.

- **Bass Boost Mode:** Enhanced low frequencies for deeper bass.
- **Vocal Mode:** Optimized for clear vocal reproduction.



Figure 8: Use the EQ button to select from 3 sound modes according to your listening preferences.

LED Light Modes:

Press the Light button (often indicated by a lightbulb icon) to cycle through the eight different lighting effects or to turn the lights off/on.

Hands-Free Calling:

When connected via Bluetooth, the built-in microphone allows for hands-free calls.

- **Answer/End Call:** Press the Play/Pause button (▶) once.
- **Reject Call:** Press and hold the Play/Pause button (▶) for 2 seconds.



Figure 9: One-Touch Calls feature, allowing users to answer or reject calls directly from the speaker.

AUX, TF Card, and USB Playback:

The speaker supports playback from various sources:

- **AUX-in:** Connect an audio device using a 3.5mm AUX cable (not included). The speaker will automatically switch to AUX mode.
- **TF Card:** Insert a TF (MicroSD) card loaded with audio files into the TF card slot. The speaker will automatically detect and play music from the card.
- **USB:** Insert a USB drive with audio files into the USB port. The speaker will automatically detect and play music from the drive.

5. MAINTENANCE

- **Cleaning:** Use a soft, dry cloth to clean the speaker's surface. Do not use harsh chemicals or abrasive materials.
- **Waterproofing:** While the speaker is IP7 waterproof, ensure all port covers are securely closed before exposure to water. Do not intentionally immerse the speaker in water for prolonged periods.
- **Storage:** Store the speaker in a cool, dry place away from direct sunlight and extreme temperatures.

6. TROUBLESHOOTING

Problem	Possible Cause	Solution
Speaker does not power on	Low battery	Charge the speaker using the provided Type-C cable.
Cannot pair via Bluetooth	Speaker not in pairing mode / Device Bluetooth off / Speaker already connected to another device	Ensure speaker is flashing blue (pairing mode). Turn on Bluetooth on your device. Disconnect from other devices.
No sound during playback	Volume too low / Incorrect input mode / Device not playing	Increase speaker and device volume. Check if the correct input mode (Bluetooth, AUX, TF, USB) is selected. Ensure your device is playing audio.
TWS pairing failed	Speakers too far apart / Already paired to other devices	Place speakers closer together. Ensure both speakers are disconnected from other Bluetooth devices before initiating TWS pairing.
LED lights not working	Lights turned off / Malfunction	Press the Light button to cycle through modes or turn them on. If issue persists, contact support.

7. SPECIFICATIONS

- **Model Name:** M17B
- **Brand:** dotn
- **Speaker Type:** Portable Speaker
- **Connectivity Technology:** Bluetooth 5.4
- **Wireless Communication Technology:** Bluetooth
- **Bluetooth Range:** 98 Feet

- **Speaker Maximum Output Power:** 20 Watts
- **Audio Output Mode:** Stereo
- **Frequency Response:** 16 KHz
- **Special Features:** True Wireless Stereo, Bass Boost, AUX, Hi-Res Audio, 3 EQ Modes, 20-Hour Playtime, IPX7 Waterproof, TF Card Port, 20W Power, Hands-free, Shockproof, Stereo pairing, RGB Colorful Light
- **Water Resistance Level:** IP7 Waterproof
- **Material:** Plastic
- **Product Dimensions:** 3.15"D x 3.15"W x 7.4"H
- **Item Weight:** 1.23 Pounds
- **Number of Batteries:** 1 A batteries required (included)
- **Control Method:** Push Button
- **Included Components:** Bluetooth Speaker x 1, Type-C Charging Cable x 1, Instruction Manual x 1

8. WARRANTY AND SUPPORT

The dotn Portable Bluetooth Speaker M17B comes with a Limited Warranty. For detailed warranty information, please refer to the warranty card included in your product packaging or contact dotn customer support.

If you encounter any issues or have questions regarding your speaker, please contact dotn customer support through the official website or the contact information provided in your product documentation.