

Vandlion Vandlion-15

Vandlion 64GB Compact Voice Recorder User Manual

MODEL: VANDLION-15

1. Introduction

Thank you for purchasing the Vandlion 64GB Compact Voice Recorder. This manual provides detailed instructions for the safe and efficient use of your device. Please read this manual thoroughly before operation and retain it for future reference.

2. Product Overview

The Vandlion-15 is a compact and lightweight digital voice recorder designed for various recording needs, including meetings, interviews, and personal notes. It features a durable metal casing and a user-friendly interface.

64GB

超小型 ボイスレコーダー

最大1800時間録音保存



VOR音聲起動



メタルマテリアル



セグメント録音



ノイズ低減チップ

21g 超軽量

サイズ: 約0.58*3.18*5.33cm



Image: The Vandlion 64GB Compact Voice Recorder, showcasing its sleek design and small form factor.

Key Features:

- **64GB Internal Memory:** Stores up to 1800 hours of audio at 160kbps.
- **Compact and Lightweight:** Measures approximately 0.6 x 3.2 x 5.4 cm and weighs 21g.
- **Long Battery Life:** Up to 35 hours of continuous recording on a full charge.
- **One-Button Operation:** Simple slide switch for quick recording and saving.
- **VOR (Voice Operated Recording):** Automatically starts recording when sound is detected and pauses during silence.
- **Noise Cancelling:** Equipped with a 2159 chip for clearer audio.
- **Automatic Save:** Recordings are automatically saved when the battery is low or the device is powered off.
- **Type-C Connectivity:** For charging and data transfer.




Image: Overview of the recorder's features, including 64GB storage, VOR activation, metal material, segment recording, and noise reduction chip.

35時間 長時間連続録音

満充電で約30日以上待機



Type-C
ポート



2H
満充電




Image: The compact voice recorder easily fits into a shirt pocket, demonstrating its portability.

最新版2159チップを搭載

センサモジュールが内蔵されたマイクで、
クリア録音が可能

160
kbps

256
kbps

512
kbps

1536
kbps



Image: Diagram illustrating the internal 2159 chip, which enhances recording quality and noise reduction.

3. Setup

3.1 Charging the Device

Connect the recorder to a computer or a USB power adapter using the provided Type-C cable. The indicator light will show charging status. A full charge takes approximately 2 hours and provides up to 35 hours of continuous recording.

3.2 Time Synchronization

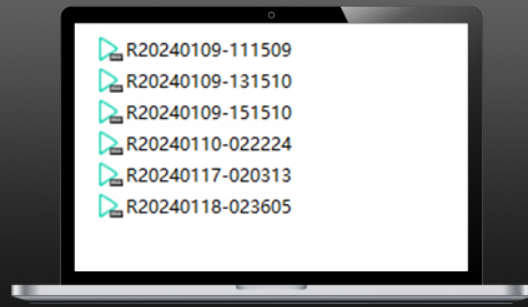
To ensure accurate timestamps on your recordings, synchronize the device's time with your computer. Connect the recorder to your PC/Mac. The device will appear as a removable drive. Locate the time synchronization utility (usually a file named 'SetTime.exe' or similar) and run it. Follow the on-screen instructions to set the correct date and time.

時刻同期機能

Windows/Macで録音感度/音質調整などの操作をできます。

録音時間 (YYYY-MM-DD-HH-MM-SS) で名付けられる機能です。


Windows/Mac両方対応



多様な再生方法 -- 即時録音確認 (Android/Windows/Mac 対応)



パソコンで再生：付属のUSBケーブルでパソコンに繋がって、パソコンで再生・バックアップ・削除・時刻同期など操作できます。



スマホで再生：スマホへ双方向データ転送・バックアップ・削除などの操作が可能です。アンドロイド (Android) : OTGケーブル付け。



イヤホンで再生：付属のイヤホンを本体に挿入して、簡単に再生できます。

Image: Illustration of the time synchronization function, showing the recorder connected to a laptop displaying recording files with date and time stamps.

4. Operating Instructions

4.1 Power On/Off

- **Power On:** Slide the 'ON/OFF' switch to the 'ON' position. The indicator light will briefly illuminate.
- **Power Off:** Slide the 'ON/OFF' switch to the 'OFF' position. The device will save any active recording and then power down.

4.2 Recording

- **One-Button Recording:** To start recording, slide the 'ON/OFF' switch to the 'ON' position. A red indicator light will flash and then turn off, indicating that recording has begun. To stop recording and save the file, slide the switch to the 'OFF' position.
- **Automatic Save:** If the battery level becomes critically low during recording, the device will automatically save the current recording file before powering off to prevent data loss.

ワンボタン録音



Image: Diagram showing the one-button recording operation with the ON/OFF switch and indicator light.

4.3 VOR (Voice Operated Recording)

The VOR function allows the recorder to automatically start recording when sound is detected and pause when there is no sound, optimizing storage space by eliminating silent periods.

- **Activating VOR:** By default, the VOR function is off. To enable and adjust VOR sensitivity, connect the recorder to a computer. Access the device's settings file (often a 'config.txt' or similar) and modify the VOR level according to your preference.
- **Operation in VOR Mode:** Once VOR is enabled, simply slide the 'ON/OFF' switch to 'ON'. The device will enter standby mode and begin recording only when sound is present.

VOR音聲起動機能

音声がある時は録音して、音声がない時は一時停止
無音で無駄な録音を大幅に減らし、容量を節約できます



Image: Visual representation of VOR mode, showing how recording starts with sound, pauses during silence, and resumes with sound, saving memory.

4.4 Playback

The Vandlion-15 does not have a built-in speaker. Playback is possible via the included earphones or by connecting to a computer or smartphone.

- **Using Earphones:** Connect the included earphones to the recorder's 3.5mm jack. Use the inline remote control on the earphones to adjust volume, skip tracks, fast forward, rewind, and play/pause recordings.
- **Connecting to PC/Mac:** Connect the recorder to your computer using the Type-C cable. The device will appear as a removable drive. Navigate to the 'RECORD' folder to find your audio files (WAV format). You can play them using your computer's media player.
- **Connecting to Android/iPhone:** For Android devices, use an OTG adapter (included) to connect the recorder. For iPhones, a compatible adapter may be required (not included). Once connected, you can access and play the audio files directly from your phone.

Your browser does not support the video tag.

Video: Demonstrates the physical features of the Vandlion voice recorder, including the ON/OFF switch, Type-C port, and headphone jack. It shows how to connect the included earphones for playback and how to connect the device to a computer for data transfer.

4.5 Data Management (PC/Mac/Smartphone)

Once connected to a computer or compatible smartphone, you can easily manage your recorded files:

- **Transfer:** Copy audio files from the recorder to your computer or smartphone.
- **Backup:** Create backup copies of important recordings.
- **Delete:** Remove unwanted files from the device to free up space.

5. Maintenance

- Keep the device dry and away from extreme temperatures.
- Clean the device with a soft, dry cloth. Do not use liquid cleaners.
- Avoid dropping the device or subjecting it to strong impacts.
- Store the device in a safe place when not in use.

6. Troubleshooting

Problem	Possible Cause	Solution
Device does not turn on.	Battery is depleted.	Charge the device for at least 2 hours.
Cannot record.	Insufficient storage space; Device is off.	Delete old files to free up space; Ensure the switch is in the 'ON' position.
Poor recording quality.	Microphone obstructed; Recording environment too noisy.	Ensure microphone is clear; Record in a quieter environment.
Cannot play back audio.	Earphones not connected; Incorrect file format.	Connect earphones securely; Ensure files are in WAV format for direct playback or use a compatible media player on PC/phone.
Reported storage capacity is less than 64GB.	System files occupy some space; Discrepancy in measurement units (GB vs GiB).	This is normal for storage devices. The usable capacity will be slightly less than the advertised capacity due to system software and formatting.

7. Specifications



商品仕様 V15

サイズ：約0.58*3.18*5.33cm
 重量：約21g
 内蔵メモリ：64GB
 材質：亜鉛合金
 録音形式：MP3/WAV(32kbps-1536kbps)
 電源モード：定格電圧リチウム電池
 充電電池：300mAh
 連続録音可能時間：35時間
 データ保存時間：1800時間
 外部入力：ヘッドホンバイステレオジャック
 再生形式：MP3/WAV
 保証期間：ご購入日より12ヶ月

セット内容：

ボイスレコーダー本体*1 ワイヤークントロール*1
 イヤホン*1 OTG転換器*1
 充電用USBケーブル*1 日本語説明書*1

Image: Detailed specifications for the Vandlion V15 voice recorder and a list of included accessories.

Feature	Detail
Model	Vandlion-15
Dimensions (D x W x H)	0.6 x 5.3 x 3.2 cm
Weight	21 grams
Memory Storage Capacity	64 GB
Battery Type	1 Lithium Ion battery (included)
Battery Life (Average)	35 Hours
Digital Recording Time	35 Hours
Recording Format	WAV (32kbps-1536kbps)
Playback Format	MP3/WAV
Hardware Interface	USB-C
Headphone Jack	3.5 mm
Microphone Form Factor	Built-in
Compatible Devices	PC (Windows/Mac), Android, iPhone

Package Contents:

- 1 x 64GB Voice Recorder
- 1 x Wired Earphones with Remote Control

- 1 x Type-C USB Cable
- 1 x OTG Adapter
- 1 x User Manual

8. Warranty and Support

The Vandlion 64GB Compact Voice Recorder comes with a 12-month manufacturer's warranty from the date of purchase. This warranty covers manufacturing defects and malfunctions under normal use.

For technical support, warranty claims, or any questions regarding your device, please contact Vandlion customer service through the retailer where you purchased the product. Please have your purchase receipt and product model number ready when contacting support.