

HP Essential

HP 15.6 inch Laptop Computer User Manual

Model: Essential

INTRODUCTION

This manual provides comprehensive instructions for setting up, operating, maintaining, and troubleshooting your new HP 15.6 inch Laptop Computer, Model Essential. Designed for everyday needs, this laptop features an Intel Processor N100 CPU, 32GB DDR4 RAM, and a 1TB PCIe SSD, running on Windows 11 Pro. It offers a 15.6-inch Full HD display, long battery life, and a quiet operation for an optimal user experience.

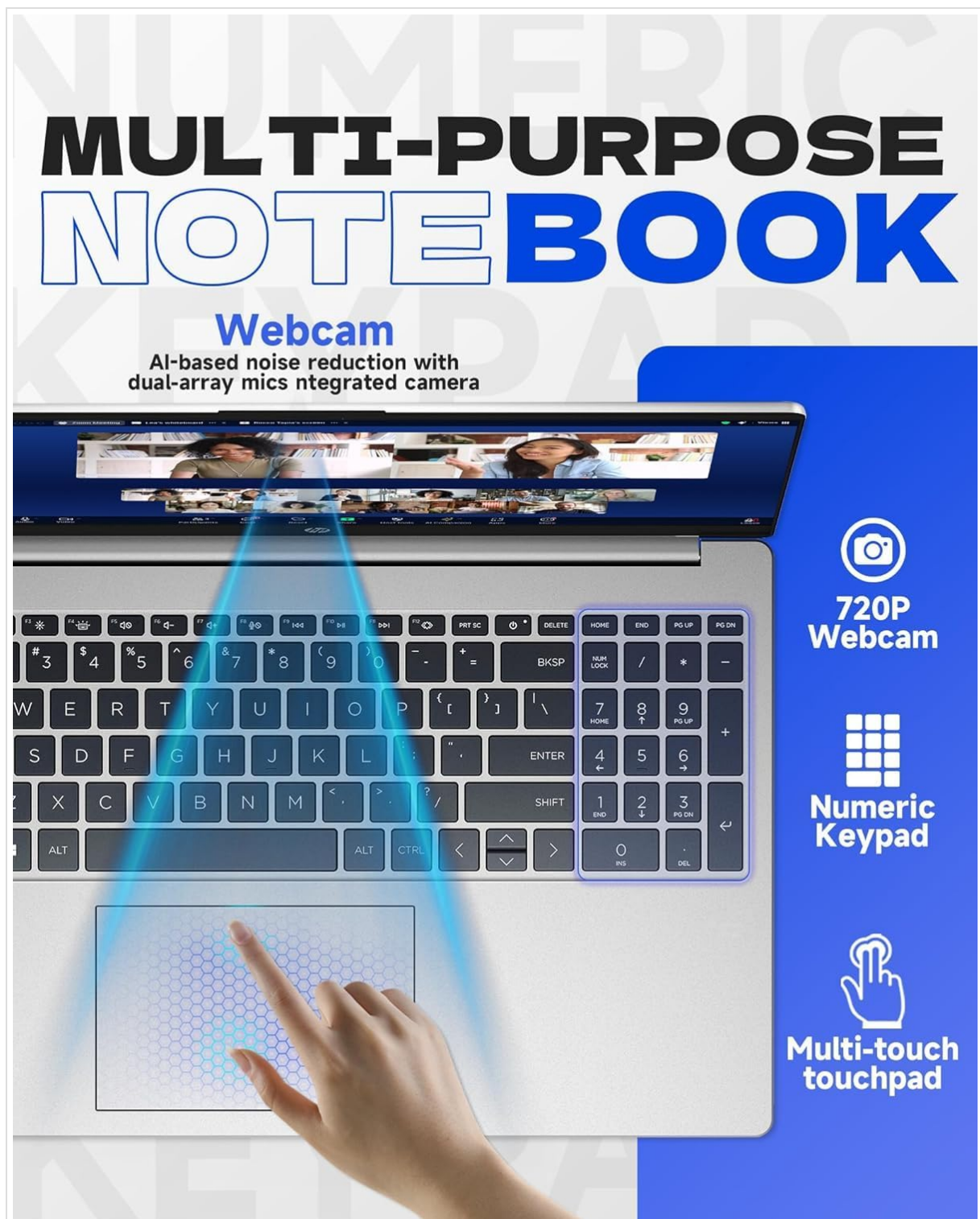


Figure 1: HP 15.6 inch Laptop Computer, closed view.

SETUP

1. Unboxing and Initial Power On

1. Carefully remove the laptop and all accessories from the packaging.
2. Connect the charger to the laptop's AC smart pin port and plug it into a power outlet.
3. Open the laptop lid and press the power button, typically located on the top right of the keyboard, to turn on the device.

2. Windows 11 Pro Setup

Follow the on-screen instructions to complete the initial setup of Windows 11 Pro. This includes selecting

your region, language, connecting to a Wi-Fi network, and creating a user account.

3. Microsoft Office Activation

To receive your Microsoft Office license key, please contact the seller with your Amazon Order ID. Full instructions for activation are included in the laptop's package.

OPERATING THE LAPTOP

Display Features

The laptop features a 15.6-inch diagonal, IPS, micro-edge, BrightView display with 250 nits brightness and 45% NTSC color gamut. The anti-glare coating helps reduce reflections for comfortable viewing.

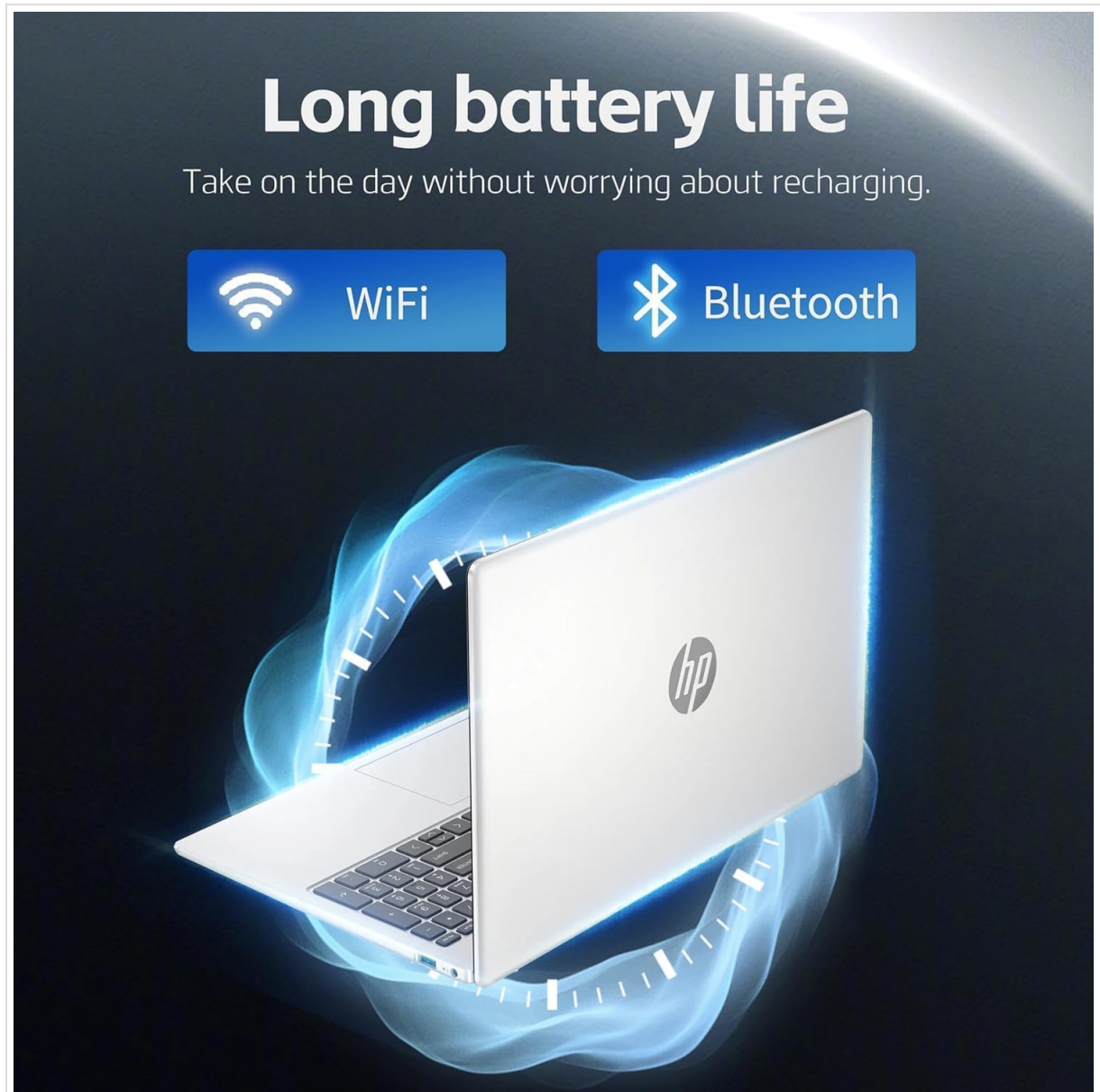


Figure 2: Display features including 15.6-inch size, micro-edge, and anti-glare properties.

Keyboard and Touchpad

The full-size, soft grey keyboard includes a numeric keypad for efficient data entry. The multi-touch touchpad provides responsive navigation and gesture support.

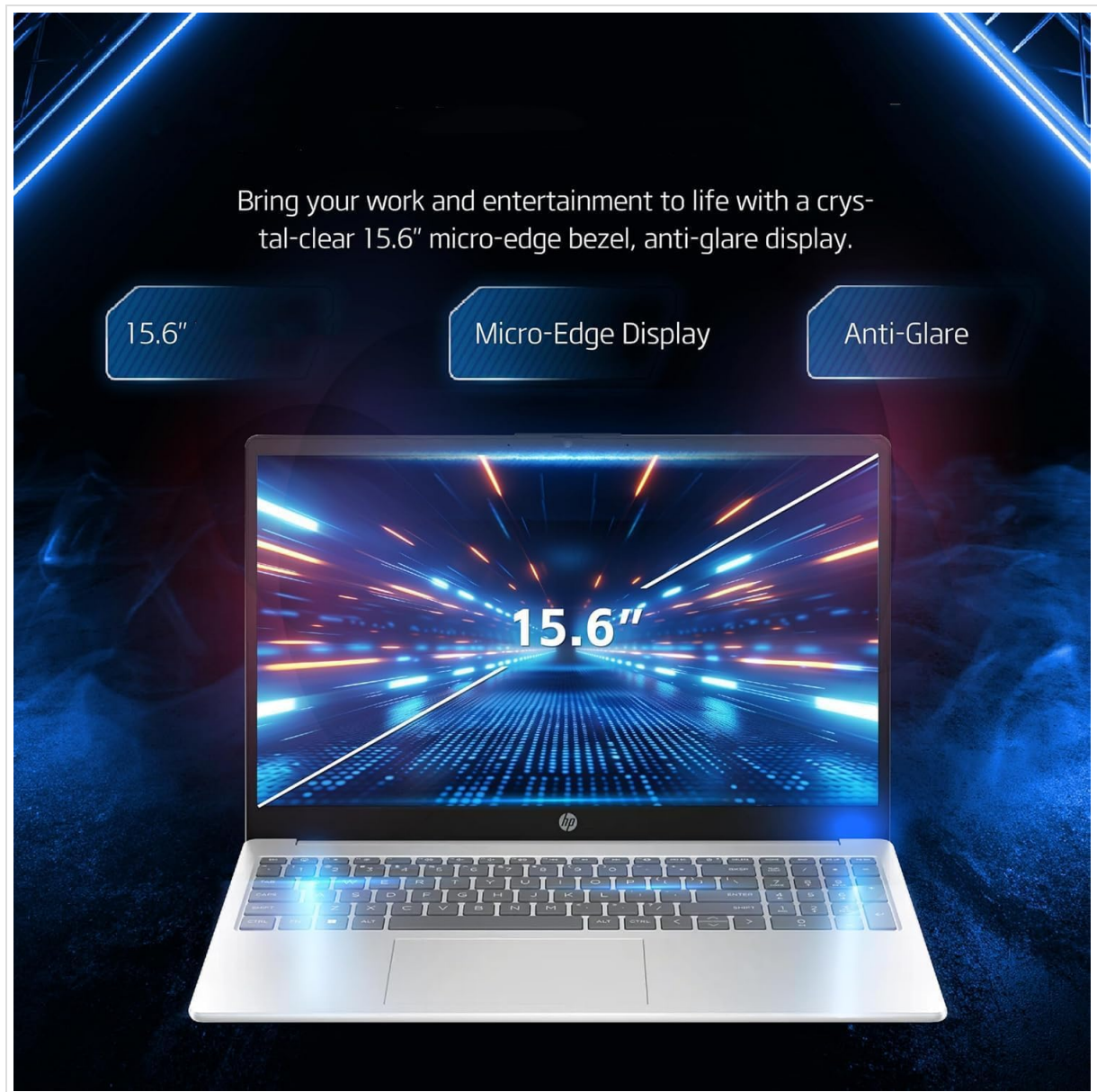


Figure 3: Keyboard, numeric keypad, and multi-touch touchpad.

Connectivity

The laptop supports MediaTek Wi-Fi 6E MT7902 (1x1) for fast wireless internet and Bluetooth 5.3 for connecting wireless accessories. It features a variety of ports for external devices:

- 1 x USB Type-C 5Gbps signaling rate (data transfer only, no charging or external monitors)
- 2 x USB Type-A 5Gbps signaling rate
- 1 x HDMI 1.4b
- 1 x Headphone / microphone combo jack
- 1 x Multi-format SD media card reader
- 1 x AC smart pin (for power adapter)



Figure 4: Laptop ports and connectivity options.

Battery Life and Quiet Operation

The laptop is designed for long battery life, capable of lasting up to 11 hours depending on usage. It also features an ultra-quiet design, minimizing operational noise.

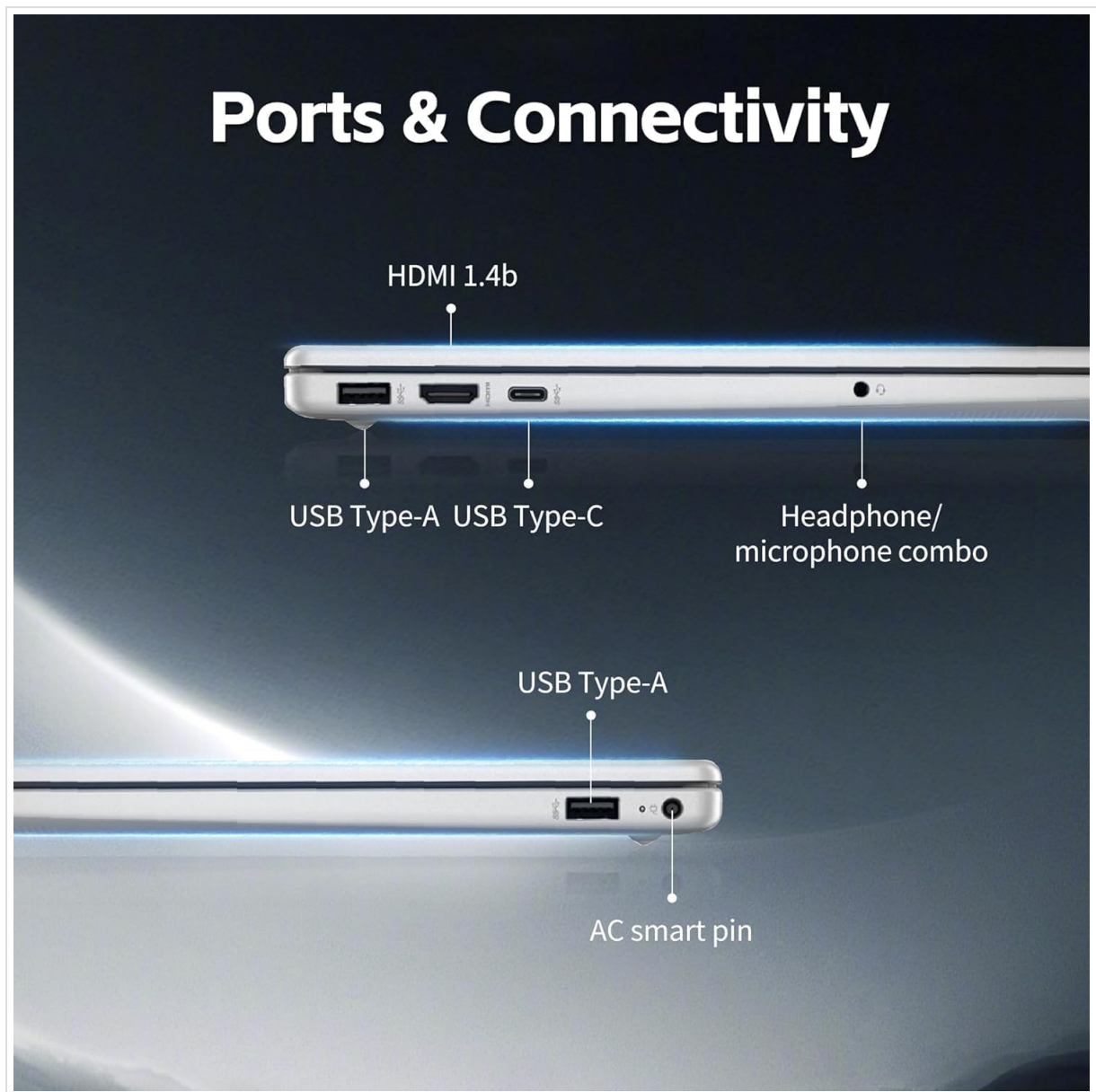


Figure 5: Laptop highlighting long battery life with WiFi and Bluetooth connectivity.

Product Overview Video

Your browser does not support the video tag.

Video 1: An overview detailing five key features of the HP laptop, including display quality, portability, battery life, quiet operation, and port availability.

MAINTENANCE

Cleaning Your Laptop

- Use a soft, lint-free cloth slightly dampened with water or a screen cleaner to clean the display.
- For the keyboard and chassis, use a soft, dry cloth. Avoid harsh chemicals or abrasive materials.
- Periodically use compressed air to clear dust from vents to ensure proper airflow and cooling.

Software Updates

Regularly check for and install operating system updates (Windows Update) and driver updates (HP Support Assistant) to ensure optimal performance and security.

Battery Care

To prolong battery life, avoid extreme temperatures and do not leave the laptop fully charged or fully discharged for extended periods. For long-term storage, charge the battery to about 50%.

TROUBLESHOOTING

This section addresses common issues you might encounter with your HP laptop. For more detailed troubleshooting or issues not listed here, please refer to the official HP support website or contact customer service.

Power Issues

- **Laptop does not turn on:** Ensure the power adapter is securely connected to both the laptop and a working power outlet. Try a different outlet. If the battery is completely drained, it may take a few minutes to show signs of life after plugging in.
- **Battery not charging:** Verify the power adapter is functioning correctly. Check for any damage to the charging port or cable.

Display Problems

- **Blank screen:** Connect an external monitor to the HDMI port to check if the issue is with the laptop's internal display. Try pressing Fn + F4 (or the key with a monitor icon) to switch display output.
- **Dim or flickering screen:** Adjust brightness settings. Ensure display drivers are up to date.

Connectivity Issues

- **Wi-Fi not connecting:** Check if Wi-Fi is enabled in Windows settings. Restart your router and the laptop. Ensure correct Wi-Fi password is entered.
- **Bluetooth device not pairing:** Ensure Bluetooth is enabled on both the laptop and the device. Place devices close to each other and try re-pairing.

SPECIFICATIONS

Component	Detail
Processor	Intel Processor N100 (up to 3.4 GHz, 4 cores, 4 threads)
Graphics	Intel Iris Xe Graphics
Operating System	Windows 11 Pro
Memory (RAM)	32 GB DDR4
Storage	1 TB PCIe NVMe M.2 SSD
Display	15.6-inch diagonal, IPS, micro-edge, BrightView, 250 nits, 45% NTSC
Wireless Connectivity	MediaTek Wi-Fi 6E MT7902 (1x1) and Bluetooth 5.3
Ports	1x USB Type-C, 2x USB Type-A, 1x HDMI 1.4b, 1x Headphone/Mic Combo, 1x SD Card Reader, 1x AC Smart Pin
Webcam	HP True Vision 720p HD camera with temporal noise reduction

Keyboard	Full-size, soft grey keyboard with numeric keypad
Dimensions (LxWxH)	14.11 x 9.53 x 0.71 inches
Weight	3.75 lbs
Color	Silver

WARRANTY AND SUPPORT

Product Warranty

Your HP laptop is covered by a standard manufacturer's warranty. Please refer to the warranty card included in your product packaging for specific terms, conditions, and duration. Keep your proof of purchase for warranty claims.

Customer Support

For technical assistance, driver downloads, or further information, please visit the official HP Support website. You can also find contact information for HP customer service in your region on their website. For issues related to your Microsoft Office license key, please contact the seller directly with your Amazon Order ID as instructed during setup.