



[Manuals.plus](#) /

> [Heybly](#) /

> Heybly HCT039W Cat Tree Instruction Manual

## Heybly HCT039W

# Heybly HCT039W Cat Tree Instruction Manual

Model: HCT039W | Brand: Heybly

## INTRODUCTION

Thank you for choosing the Heybly HCT039W Cat Tree. This multi-level cat furniture is designed to provide a safe, comfortable, and engaging environment for your cats. Featuring multiple perches, condos, hammocks, and scratching posts, it caters to your cat's natural instincts for climbing, playing, and resting. Please read this manual carefully before assembly and use to ensure proper setup and long-lasting enjoyment for your feline companions.



*Image: The Heybly HCT039W Cat Tree, showcasing its various levels, condos, and scratching posts.*

## **SAFETY INSTRUCTIONS**

- Ensure all parts are securely fastened during assembly.
- Place the cat tree on a flat, stable surface to prevent wobbling.
- Utilize the included anti-tip strap to secure the cat tree to a wall, especially for active or multiple cats.

- Regularly inspect the cat tree for loose parts or damage. Tighten screws and replace damaged components as needed.
- Keep small children away from the cat tree during assembly and ensure they do not climb on it.
- This product is designed for indoor use only.



*Image: Illustration demonstrating the proper installation of the anti-tip strap to enhance stability.*

## PACKAGE CONTENTS

Before beginning assembly, please verify that all components listed below are present and undamaged. If any parts are missing or damaged, please contact customer support.

- 1 x Heybly Cat Tree (various platforms, condos, hammocks, scratching posts)
- 1 x Anti-Tip Kit (strap, wall anchor, screw)
- 1 x Accessory Kit (screws, bolts, Allen wrench)
- 1 x Instruction Manual

## ASSEMBLY INSTRUCTIONS

Follow these steps carefully to assemble your Heybly Cat Tree. It is recommended to have a clear, open space for assembly.

1. **Prepare the Base:** Place the extra-wide baseboard on a flat surface. Attach the initial support posts to the base using the provided screws and Allen wrench. Ensure they are tightened securely.

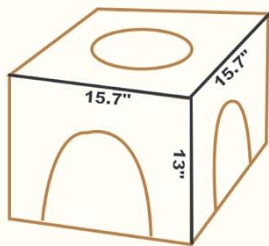
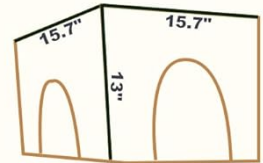


*Image: Diagram illustrating the five-post heavy-duty design for the extra-sturdy base.*

2. **Install Lower Levels:** Attach the first set of platforms and cat condos to the support posts. Make sure to align the holes and tighten all connections.

# Double Cat Condo

Snuggle together or enjoy solitude



*Image: A detailed view of the double cat condo, providing enclosed spaces for rest.*

- Add Middle Sections:** Continue building upwards, adding more scratching posts, platforms, and the hammocks/baskets. Refer to the included diagram for the correct placement of each component.

# Sturdy Frame, Dual Resting Options

Square Hammock  
stretches out

---



Round Basket  
cradles for sleep

---

*Image: The dual resting options, including a square hammock and a round basket, designed for cat comfort.*

- 4. Attach Top Perch:** Secure the spacious top perch to the uppermost posts. This perch often includes a removable plush pad for easy cleaning.

# Luxurious Top Platform

Supreme lounging with an expansive outlook



*Image: The top lookout perch, featuring a removable plush pad for easy maintenance and an elevated resting spot.*

- 5. Final Tightening and Stability Check:** Once all parts are assembled, re-check all screws and bolts to ensure they are fully tightened. Gently shake the cat tree to confirm its stability.
- 6. Install Anti-Tip Strap:** Attach the anti-tip strap to the top of the cat tree and secure it to a wall stud using the provided wall anchor and screw. This step is crucial for preventing accidental tipping.

## FEATURES AND COMPONENTS

The Heybly HCT039W Cat Tree offers a variety of features designed for your cat's well-being:

- **Spacious Top Perch:** A large platform (21.7" x 11.8") at 76" height for observation and rest. Features a detachable plush pad.
- **Wide and Stabilizing Base:** Measures 27.6" x 15.7" and is supported by five sturdy posts, ensuring stability.
- **Multiple Cat Condos:** Two cozy enclosed spaces for privacy and sleep.
- **Hammocks and Baskets:** One comfortable hammock and one basket for lounging.
- **Scratching Posts:** Ten sisal-wrapped scratching posts to satisfy natural scratching instincts and protect furniture.
- **Dangling Pom-Poms:** Integrated toys for interactive play.

- **Multi-Level Design:** Encourages climbing and jumping, promoting healthy exercise.



*Image: Cats actively using the multi-level structure, demonstrating the various play and rest areas.*

## OPERATING INSTRUCTIONS

Once assembled, the Heybly Cat Tree is ready for use. Encourage your cats to explore the various levels and features. You can place treats or toys on different platforms to entice them. The scratching posts are designed to be used by cats to sharpen their claws, diverting them from your furniture.

Your browser does not support the video tag.

*Video: An overview of the Heybly Cat Tree, demonstrating its features and how cats interact with it, including scratching posts, condos, and perches.*

## MAINTENANCE AND CARE

- **Cleaning:** The plush surfaces and removable pads can be spot cleaned with a damp cloth and mild detergent. For deeper cleaning, the manufacturer recommends "Dry Clean Only" for the fabric components.
- **Scratching Posts:** Over time, the sisal rope on the scratching posts may wear out. Monitor their condition and consider replacing them if they become too frayed to be effective.
- **Structural Integrity:** Periodically check all screws and connections for tightness. Re-tighten as necessary to maintain stability.
- **Odor Control:** To minimize odors, regularly vacuum the cat tree and ensure proper ventilation in the room.

## TROUBLESHOOTING

Problem	Possible Cause	Solution
Cat tree wobbles	Loose connections; uneven floor; anti-tip strap not installed.	Tighten all screws. Move to a flat surface. Install or re-secure the anti-tip strap to a wall stud.
Cats not using scratching posts	Preference for other surfaces; posts not appealing.	Sprinkle catnip on posts. Gently guide your cat's paws to the posts. Ensure posts are stable.
Parts are missing or damaged	Manufacturing error; shipping damage.	Contact Heybly customer support with your purchase details for replacement parts.

## SPECIFICATIONS

- **Model:** HCT039W
- **Brand:** Heybly
- **Product Dimensions (L x W x H):** 27.56" x 15.75" x 76.77"
- **Item Weight:** 44.8 Pounds
- **Material:** Faux Fur, Sisal, Wood (Particleboard)
- **Color:** Light Gray (as per current variant)
- **Number of Levels:** 6
- **Breed Recommendation:** All Breed Sizes
- **Specific Uses:** Indoor
- **Product Care Instructions:** Dry Clean Only (for fabric components)

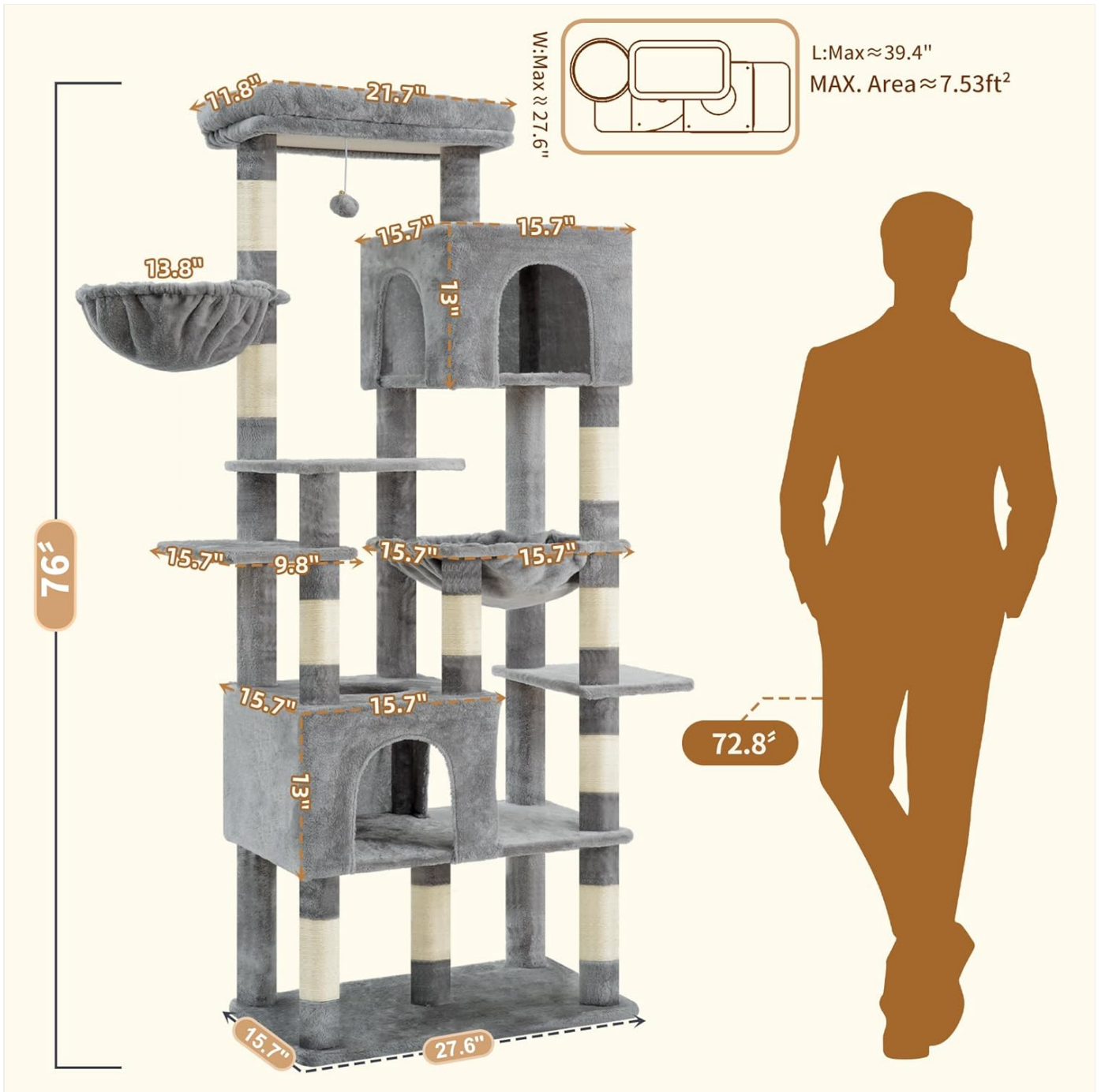


Image: A diagram illustrating the overall dimensions of the cat tree, including the height of 76 inches and base measurements.

## WARRANTY AND SUPPORT

The manufacturer states "No Applicable" warranty information for this product. For any questions, concerns, or assistance with missing/damaged parts, please contact Heybly customer support directly through your retailer or the Heybly brand store on Amazon.

**Heybly Store:** [Visit the Heybly Store on Amazon](#)

