

MINISO MS203

MINISO MS203 AI Translation Earbuds User Manual

Model: MS203

Brand: MINISO

1. INTRODUCTION

The MINISO MS203 AI Translation Earbuds are designed to facilitate seamless communication across language barriers. Featuring AI real-time translation technology, these earbuds support up to 134 languages and accents, offering low latency and high accuracy. Beyond translation, they provide high-quality audio for music and calls, an intuitive LCD touchscreen control, and a comfortable, ergonomic design for extended wear.

2. WHAT'S IN THE BOX

- MINISO MS203 AI Translation Earbuds (Left and Right)
- Charging Case with LCD Touch Screen
- Type-C Charging Cable
- User Manual
- APP Instruction Manual

Packing list

Packing box x1
Type-C Charging cable x1
Specification x1
Headphone x1
APP Instruction Manual x1



Image: Contents of the MINISO MS203 package, including earbuds, charging case, Type-C cable, and manuals.

3. PRODUCT FEATURES

- **AI Real-Time Translation:** Supports up to 134 languages and accents with less than 1-second latency and over 98% accuracy.
- **LCD Touchscreen Control:** Intuitive color display on the charging case for controlling music, volume, EQ mode, language selection, alarm clock, stopwatch, SD card mode, and remote camera control.
- **Multiple Translation Modes:** Includes Free Talk Mode, Online Translation Mode, Speakerphone Mode, AI Chat Mode, Photo Translation, and Voice Memo Mode.
- **3-in-1 Functionality:** Combines real-time translation, high-quality music playback, and crystal-clear calls.
- **High-Quality Audio:** 13mm dynamic driver delivers crisp highs, deep bass, and balanced sound.
- **Extended Battery Life:** Up to 8 hours of continuous use on a single charge, and a total of 48 hours with the charging case. Supports Type-C fast charging (1.5 hours for full charge).
- **Comfortable Design:** Patented open, ergonomic design with skin-friendly materials, weighing only 8.2 grams per earbud.
- **Bluetooth 5.4 Connectivity:** Latest chip for faster pairing, stable connections, and lower latency.
- **Smart Touch Controls:** Manage music, calls, and translations directly from the earbuds.

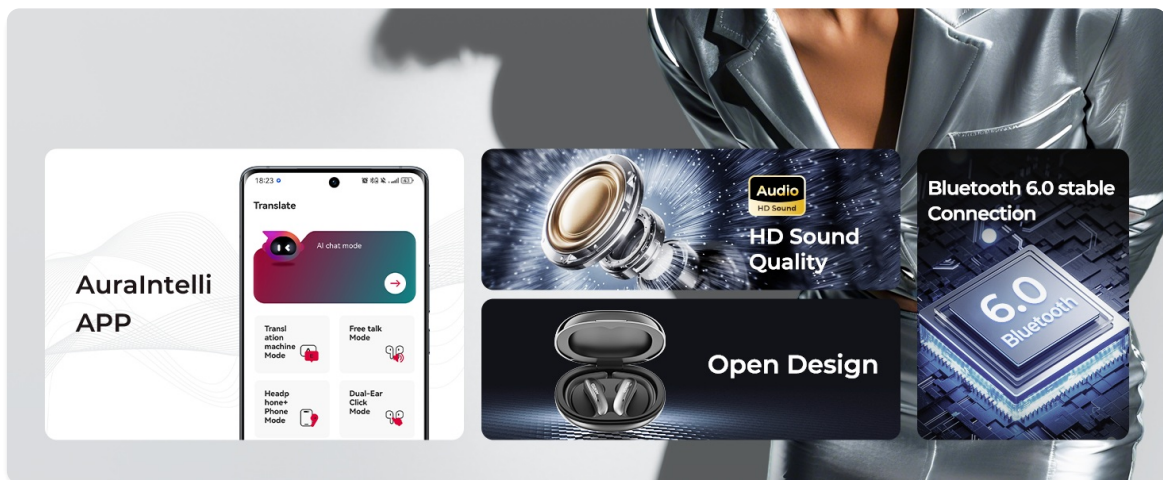


Image: Overview of key features including AuraIntelli APP, HD Sound Quality, Open Design, and Bluetooth 6.0 stable connection.

4. SETUP

4.1. App Download and Installation

1. Scan the QR code provided in the APP Instruction Manual or search for "AuraIntelli" in your device's App Store (compatible with iOS and Android).
2. Click the link, select the appropriate version (Android or iOS), and click to install.

Video: Demonstrates how to download and install the AuraIntelli app on a smartphone by scanning a QR code or searching the app store.

4.2. Bluetooth Pairing

1. Ensure the earbuds are charged. Open the charging case.
2. On your smartphone, go to Settings > Bluetooth.
3. Find "MINISO-MS203" (or similar model name) in the list of available devices and click to connect.
4. Once connected via Bluetooth, open the AuralIntelli app.
5. In the app, tap "Add New Device" on the home screen and select your earbuds from the list to connect them to the app.

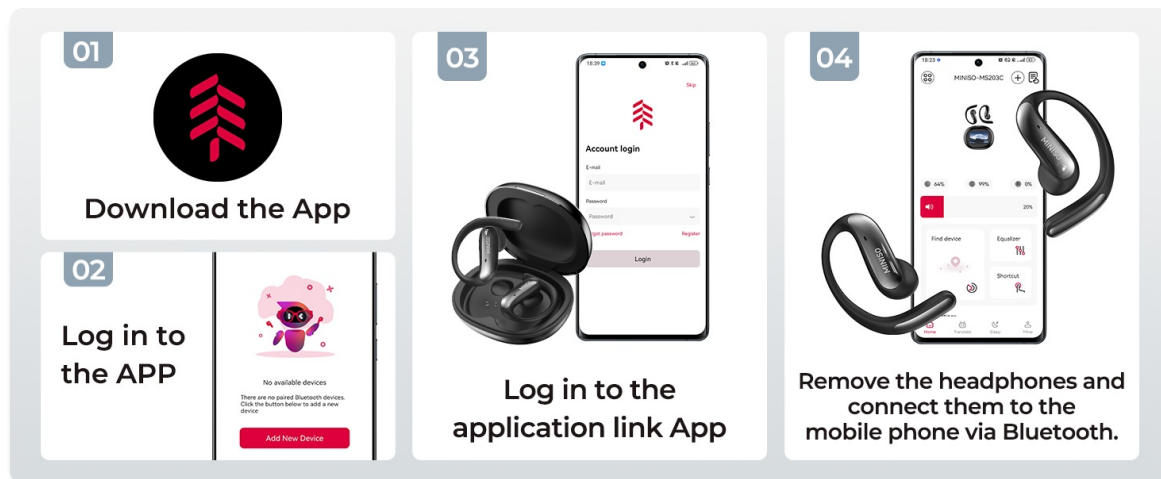


Image: Visual guide for downloading the app, logging in, and connecting the earbuds via Bluetooth.

4.3. How to Wear the Earbuds

The earbuds feature an open, ergonomic design. Gently place each earbud over your ear, ensuring a secure and comfortable fit. The design allows for awareness of your surroundings while using the earbuds.



Image: Step-by-step visual instructions on how to correctly wear the MINISO MS203 earbuds.

5. OPERATING INSTRUCTIONS

5.1. LCD Touchscreen Control

The charging case features an intuitive LCD color display. You can control various functions directly from this screen without needing your phone. Functions include:

- Music playback (SD Card mode supported)
- Volume adjustment
- EQ mode selection
- Language selection
- Alarm clock
- Stopwatch
- Remote camera control
- TikTok likes



Image: Displays the various functions accessible via the LCD full-color smart screen on the charging case.

5.2. Smart Touch Controls on Earbuds

The earbuds are equipped with smart touch controls for convenient management of audio and calls:

Action	Left Earbud	Right Earbud
Once Press	Music mode: Play/Pause	Phone mode: Call Answer/End
Double Press	Music mode: Volume up	Music mode: Volume down
Triple Press	Music mode: Previous song	Music mode: Next song
Long Press (2 seconds)	Wake up voice assistant (when using both earbuds) or Call rejection (when using one earbud)	

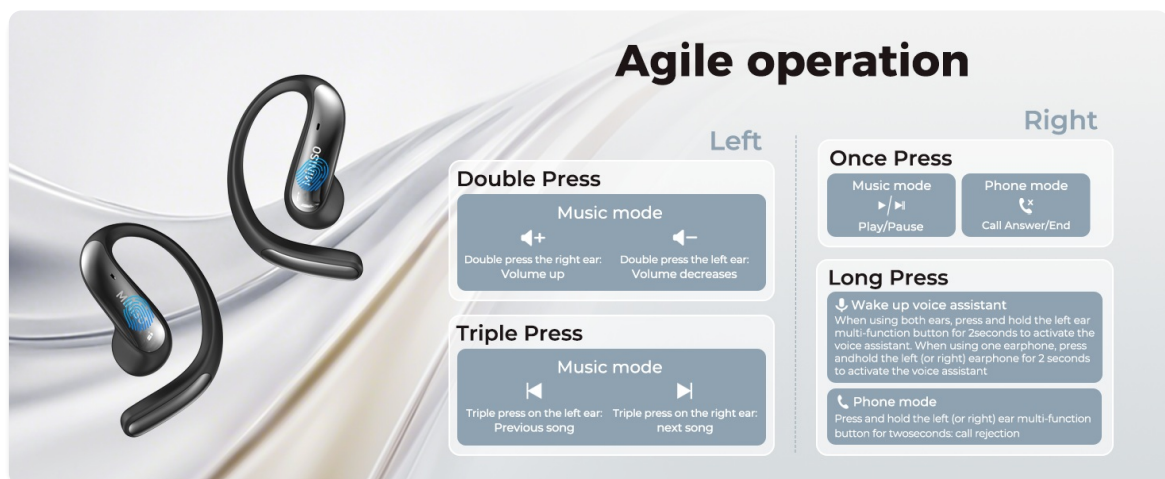


Image: Detailed diagram of the touch controls for both left and right earbuds in music and phone modes.

5.3. Translation Features and Modes

The AuralIntelli app provides various translation modes to suit different communication needs:

- **AI Dialogue Mode:** Communicate with an AI assistant in real-time for information or creative ideas.
- **Free Talk Mode:** Engage in free-flowing conversations with others, breaking language barriers.
- **Translation Machine Mode:** Facilitates daily meetings and conversations by providing real-time translation.

- **Headphones + Phone Mode:** One person wears the headset, and the other speaks into the phone for two-way translation.
- **Dual-Ear Click Mode:** Both individuals wear an earbud for two-way voice translation, ideal for negotiations or global travelers.
- **Photo Translation:** Translate text from images.
- **Voice Memo Mode:** Record and transcribe voice notes in real-time.

Video: Demonstrates the real-time translation capabilities of the MINISO MS203 AI Translation Earbuds.



Image: Illustrates the Translation Machine Mode, useful for daily conversations and breaking language barriers.

6. MAINTENANCE

- Clean the earbuds and charging case regularly with a soft, dry cloth.
- Avoid exposing the device to extreme temperatures, humidity, or liquids.
- Store the earbuds in their charging case when not in use to protect them and ensure they remain charged.
- Use only the provided Type-C charging cable for charging.

7. TROUBLESHOOTING

- **Earbuds not pairing:** Ensure both earbuds are in the charging case, then open the case. Check your phone's Bluetooth settings and the AuraIntelli app to ensure they are searching for devices. If issues persist, try restarting your phone and repeating the pairing process.
- **Translation accuracy issues:** Ensure a clear speaking environment. Speak clearly and at a moderate pace. Check your internet connection, as online translation modes require stable connectivity.
- **Battery not charging:** Verify that the Type-C cable is securely connected to both the charging case and a power source. Check the charging indicator on the case.
- **Sound quality issues:** Ensure earbuds are properly seated in your ears. Check the EQ settings in the AuraIntelli app.
- **App not responding:** Close and reopen the AuraIntelli app. If the problem continues, try reinstalling the app.

If you have any questions or encounter issues during use, please feel free to contact MINISO

customer support for assistance. They aim to resolve issues within 24 hours.

8. SPECIFICATIONS

Feature	Detail
Model Number	MS203
Translation Languages	Up to 134 languages and accents
Bluetooth Version	5.4
Driver Size	13mm dynamic driver
Earbud Weight	8.2 grams per earbud
Battery Life (Earbuds)	Up to 8 hours (continuous translation/music)
Total Battery Life (with Case)	Up to 48 hours
Charging Time	1.5 hours (full charge via Type-C)
App Compatibility	iOS and Android (AuralIntelli app)
Item Weight	5 ounces
Package Dimensions	5.12 x 3.82 x 1.73 inches

9. WARRANTY AND SUPPORT

MINISO products are designed for quality and reliability. For warranty information, please refer to the documentation included in your product packaging or visit the official MINISO website. For any technical support or customer service inquiries, please contact MINISO customer support directly. They are committed to resolving issues promptly.