



[Manuals.plus](#) /

› [Jocisland](#) /

› Jocisland 5-Piece Solid Wood Dining Set Instruction Manual

Jocisland dining table set for 4

Jocisland 5-Piece Solid Wood Dining Set Instruction Manual

Model: dining table set for 4

INTRODUCTION

Thank you for choosing the Jocisland 5-Piece Solid Wood Dining Set. This counter-height dining table set, complete with four upholstered stools, is designed to enhance your kitchen or dining area with its functional design and durable construction. This manual provides detailed instructions for assembly, usage, maintenance, and troubleshooting to ensure you get the most out of your new furniture.



Image: The Jocisland 5-Piece Solid Wood Dining Set, featuring a counter-height table with storage and four upholstered stools, positioned in a well-lit kitchen.

SAFETY INFORMATION

- Always use caution when handling sharp edges during unpacking and assembly.
- Assembly is recommended by two adults to prevent injury and ensure stability.
- Follow all assembly instructions carefully and do not overtighten screws.
- Ensure all connections are secure before using the dining set.
- Do not stand on the table or stools.
- Keep small parts away from children during assembly.

PACKAGE CONTENTS

Your Jocisland 5-Piece Solid Wood Dining Set includes the following components. Please verify all parts are present before beginning assembly.

- 1 x Counter Height Dining Table
- 4 x Upholstered Stools
- Hardware Pack (screws, bolts, washers, Allen wrench)
- Assembly Instructions Manual

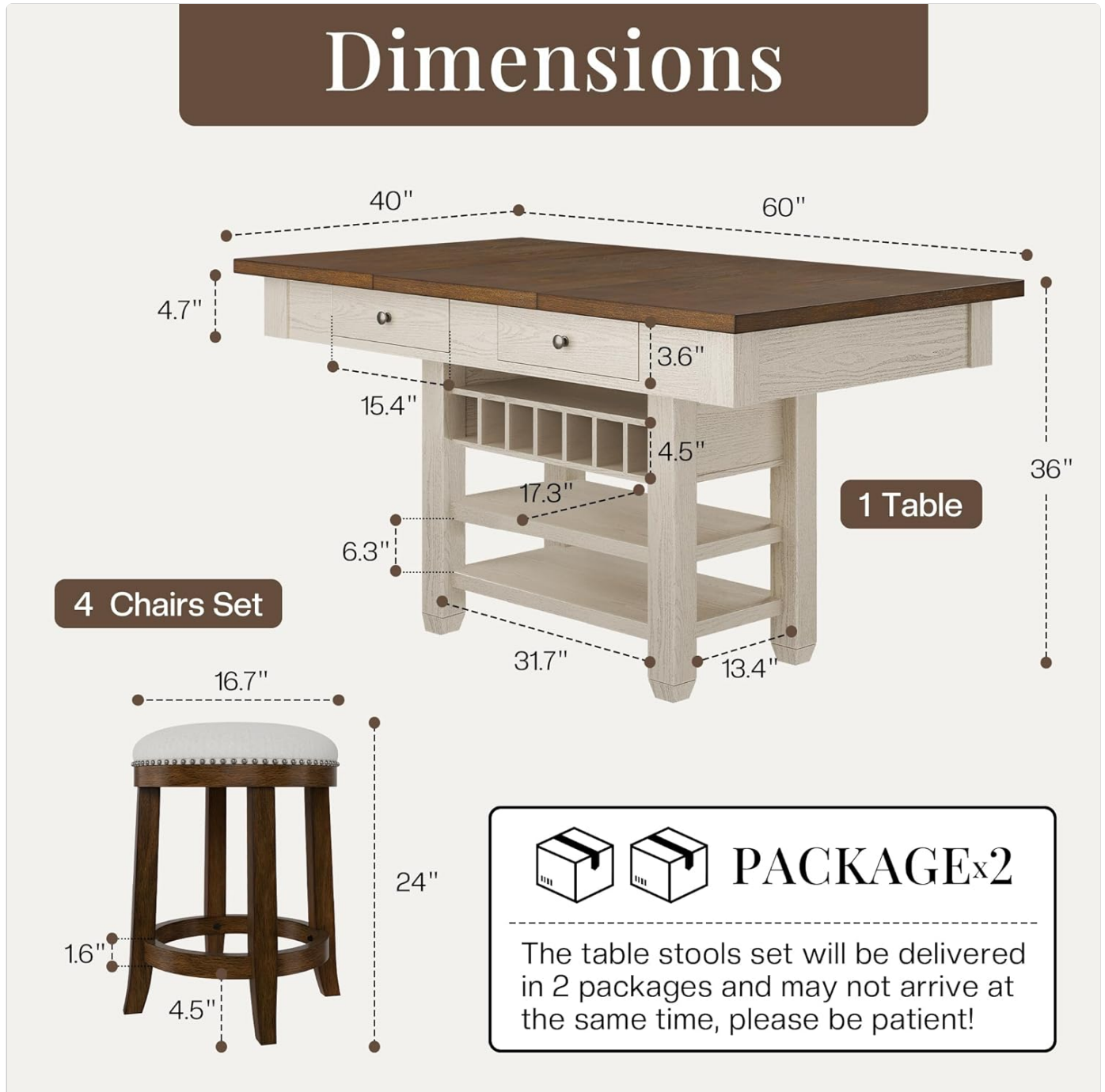


Image: A detailed diagram illustrating the dimensions of the dining table (60"W x 40"D x 36"H) and the stools (24"H seat), along with a note that the set ships in two packages.

SETUP AND ASSEMBLY

Assembly is straightforward with the provided instructions and tools. We recommend two adults for assembly, which should take approximately 2 hours.

Assembly Steps:

1. **Unpack and Identify Parts:** Carefully unpack all components and hardware. Refer to the parts list to ensure everything is present.
2. **Assemble the Table Base:** Attach the support beams and shelves to the table legs using the provided hardware. Ensure all connections are finger-tight initially.
3. **Attach the Tabletop:** Secure the tabletop to the assembled base. Pay attention to the orientation of the drawers and wine rack.
4. **Assemble the Stools:** For each stool, attach the legs to the seat frame, then connect the footrests.
5. **Final Tightening:** Once all parts are loosely assembled, gradually tighten all screws and bolts with the Allen wrench until secure. Do not overtighten.
6. **Placement:** Position the assembled dining set in your desired location.

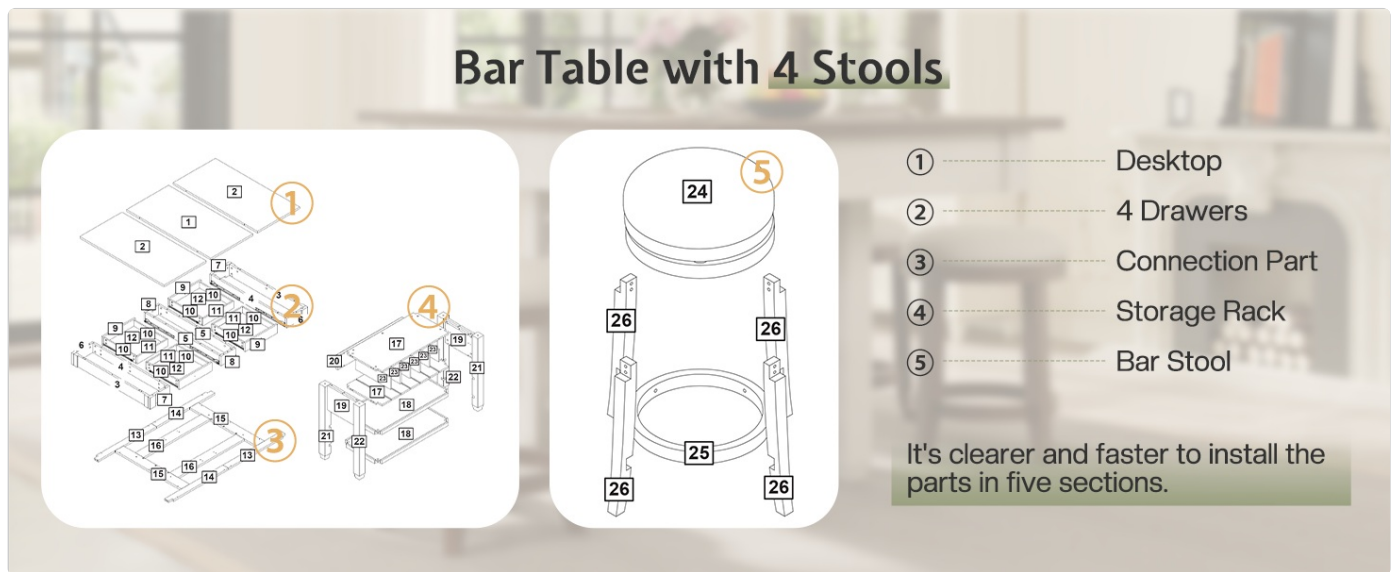



Image: An exploded diagram illustrating the various components of the bar table and stools, numbered for easier identification during assembly. It shows the desktop, drawers, connection parts, storage rack, and bar stool components.

OPERATING AND USAGE

The Jocisland dining set is designed for versatile use in various home settings.

Key Features:

- **Counter Height Design:** Ideal for casual dining, kitchen island use, or as a versatile workspace.
- **Integrated Storage:** Features four smooth-gliding drawers, two open shelves, and a 7-bottle wine rack with a removable divider for organized storage of kitchen essentials, dinnerware, or beverages.
- **Comfortable Seating:** The four included stools feature padded seats with breathable linen upholstery and solid wood footrests for enhanced comfort during extended use.
- **Durable Surface:** The tabletop is treated with a protective coating that resists scratches, stains, and water, making it suitable for daily use.



● 4 Smooth Drawers

● Dual-Layer Open Shelf

● 7-Bottle Wine Rack (with Removable Divider)

Smart Storage, Everyday Use

Image: A detailed view highlighting the smart storage solutions of the table, including four smooth drawers, a dual-layer open shelf, and a 7-bottle wine rack with a removable divider.

Soft Seat, Solid Support



Image: A close-up of one of the upholstered stools, emphasizing its soft seat, breathable linen upholstery, decorative hand-applied rivets, and solid wood footrest for comfort and support.

MAINTENANCE

Proper care will ensure the longevity and appearance of your dining set.

- **Wood Surfaces:** Wipe clean with a soft, damp cloth. Avoid harsh chemicals or abrasive cleaners. For spills, wipe immediately to prevent staining. The tabletop is scratch and stain resistant, but prompt cleaning is always recommended.
- **Upholstered Stools:** Spot clean with a mild fabric cleaner as needed. Test on an inconspicuous area first. Avoid excessive moisture.
- **General Care:** Periodically check and tighten all hardware connections to maintain stability. Avoid placing hot items directly on the tabletop; use coasters or placemats. Keep the furniture away from direct sunlight and extreme temperature changes to prevent warping or fading.

Durable Top, Daily Use Friendly



Spill-Resistant Surface



Anti-Scratch Finish



Thickened Legs

Image: A composite image showcasing the durable features of the table: a spill-resistant surface being wiped, an anti-scratch finish resisting a fork, and a hand demonstrating the 3-inch thickened legs.

TROUBLESHOOTING

If you encounter any issues with your dining set, refer to the following common solutions:

Problem	Possible Cause	Solution
Table/Stool wobbles	Loose hardware; uneven floor	Tighten all screws and bolts. Adjust furniture glides if applicable, or place shims under legs on uneven surfaces.
Drawers stick or don't slide smoothly	Misaligned runners; debris in tracks	Check drawer runner alignment and clear any obstructions from the tracks. Apply a small amount of silicone spray or wax to the runners if needed.

Problem	Possible Cause	Solution
Upholstery stains	Spills or dirt accumulation	Spot clean immediately with a mild fabric cleaner. Blot, do not rub. Allow to air dry.

SPECIFICATIONS

- **Brand:** Jocisland
- **Model Number:** dining table set for 4
- **Material:** Solid Wood
- **Table Dimensions (L x W x H):** 60 x 40 x 36 inches
- **Stool Seat Height:** 24 inches
- **Number of Pieces:** 5 (1 table, 4 stools)
- **Number of Drawers:** 4
- **Number of Shelves:** 2
- **Wine Rack Capacity:** 7 bottles (with removable divider)
- **Special Features:** Scratch Resistant, Shelf storage, Solid Wood Structure, Storage Drawers, Water Proof tabletop.
- **Item Weight:** Approximately 241 pounds

WARRANTY AND SUPPORT

Jocisland is committed to providing quality products. While specific warranty details are not provided in this manual, please retain your proof of purchase for any potential warranty claims.

For further assistance, missing parts, or any questions regarding your Jocisland 5-Piece Solid Wood Dining Set, please contact our customer support team. Refer to your purchase documentation or the retailer's website for contact information.

You can also visit the [Jocisland Store on Amazon](#) for more product information and support resources.

