

## Faber 330.0741.684

# Faber Energy 75cm BLDC Autoclean Chimney User Manual

Model: **330.0741.684** | Brand: **Faber**

## 1. INTRODUCTION

Thank you for choosing the Faber Energy 75cm BLDC Autoclean Chimney. This manual provides essential information for the safe and efficient operation, installation, and maintenance of your new appliance. Please read it thoroughly before use and keep it for future reference.

This chimney is designed to enhance your kitchen environment by effectively removing smoke and odors, featuring a powerful BLDC motor, autoclean function, and intuitive controls.

## 2. SAFETY INFORMATION

Always adhere to basic safety precautions when using electrical appliances to reduce the risk of fire, electric shock, and injury.

- Ensure the power supply matches the voltage specified on the appliance rating label.
- Do not operate the chimney with a damaged cord or plug.
- Keep children away from the appliance during operation.
- Do not flambé under the range hood.
- Regular cleaning is crucial to prevent grease accumulation, which can be a fire hazard.
- Installation must be performed by a qualified technician.

## 3. PRODUCT OVERVIEW

The Faber Energy 75cm BLDC Autoclean Chimney is a wall-mounted, slant-shaped hood designed for modern kitchens. It features advanced technology for efficient and quiet operation.

### Key Features:

- **BLDC Motor:** Energy-efficient and silent operation.
- **1500 m<sup>3</sup>/hr Suction Power:** Effectively removes smoke and odors.
- **Filterless Technology:** Reduces maintenance and improves airflow.
- **Autoclean Function:** Heat-based cleaning for oil and grease removal.
- **Touch & Gesture Control:** Intuitive and convenient operation.
- **9 Speed Options:** Adjustable suction power for various cooking needs.
- **LED Lamps:** Provides bright illumination for your cooking area.
- **Built-in Oil Collector:** Gathers oil residue for easy disposal.

### Included Components:

- 1 x Faber Energy 75cm BLDC Autoclean Chimney
  - User Manual
  - Warranty Card
- 

## 4. SETUP & INSTALLATION

The chimney can be installed in two configurations: ducted or ductless. Professional installation is recommended.

### Installation Types:

- **Ducted Installation:** Smoke and odors are expelled outside through a duct pipe. This requires an external vent.
- **Ductless Installation:** The chimney recirculates filtered air back into the kitchen. This requires a charcoal filter (to be purchased separately). Contact customer support for more information on charcoal filters.

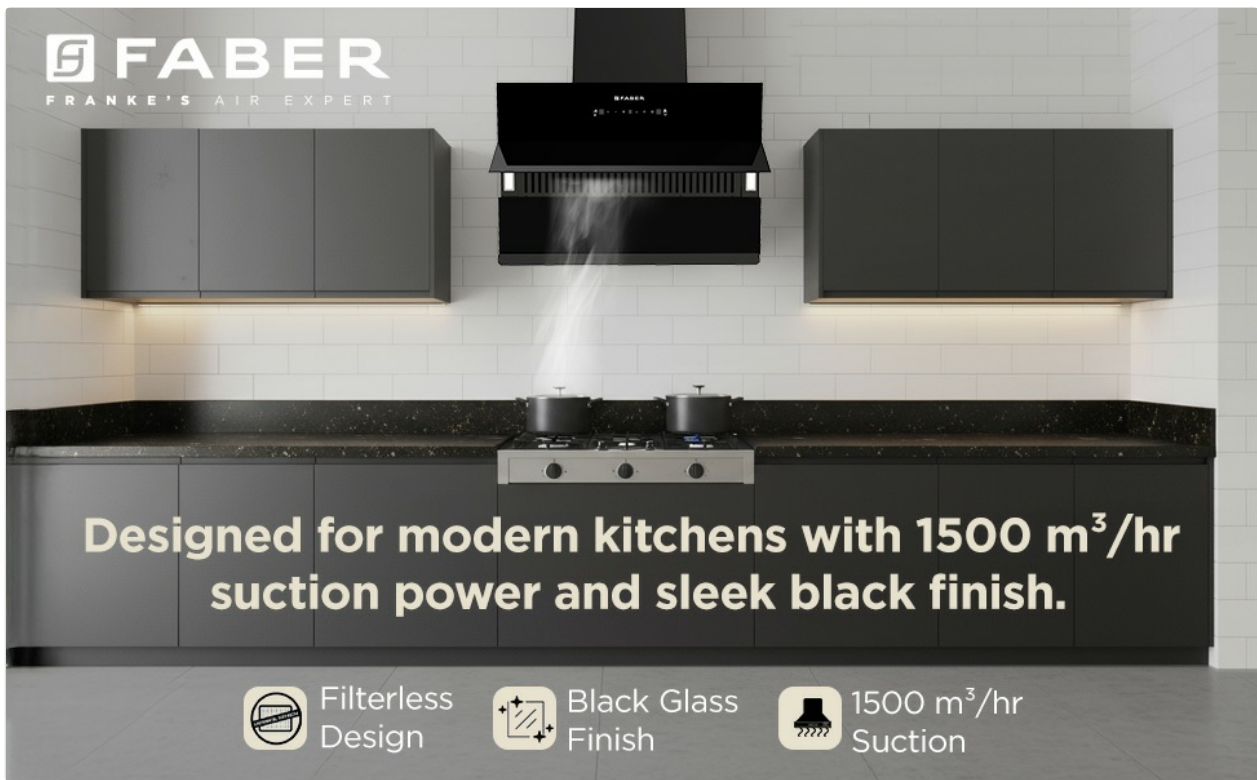


Image: Ducted vs. Ductless Installation. The left side shows a chimney with a duct pipe leading outside, expelling smoke. The right side shows a chimney without a duct, indicating air recirculation with a charcoal filter.

### Dimensions and Placement:

Ensure adequate space for proper installation and operation. The chimney is 75 cm wide, suitable for 3-5 burner stoves.

- **Chimney Width:** 75 cm
- **Chimney Height:** 84.5 cm
- **Front to Back Depth:** 32.5 cm
- **Distance from Gas Stove to Chimney Base:** 45-56 cm
- Allow approximately 0.5 cm space on each side of the cabinet for installation.

Efficient  
**BLDC Motor**  
— with —  
**1500 m<sup>3</sup>/hr**  
suction for clear,  
smoke-free cooking.



BLDC  
Motor



1500 m<sup>3</sup>/hr  
Suction



Energy  
Efficient

Image: Chimney Dimensions. A diagram illustrating the chimney's width (75cm), height (84.5cm), depth (32.5cm), and the recommended distance from the gas stove to the chimney base (45-56cm).

## 5. OPERATING INSTRUCTIONS

Your Faber chimney offers both touch and gesture controls for convenient operation.

### Touch Controls:

The control panel is located on the front of the chimney. Gently press the icons to activate functions such as power on/off, speed adjustment, and light control.




Image: Touch Control. A hand is shown interacting with the touch control panel on the chimney.

### **Gesture Controls:**

The chimney can be operated with simple hand gestures. Refer to the specific gesture patterns for power, speed, and light functions in the detailed manual.

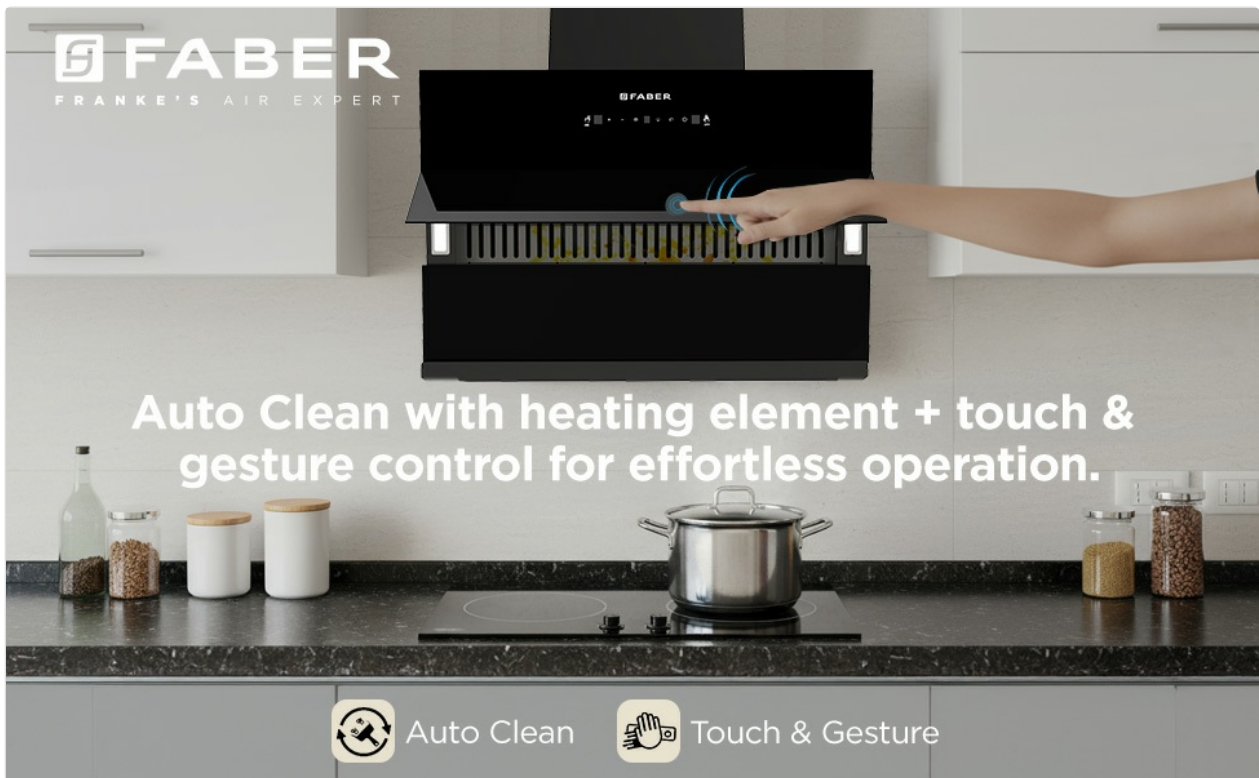


Image: Gesture Control. Hands are shown performing gestures in front of the chimney, indicating its gesture control functionality.

### **Speed Settings:**

The chimney features 9 speed options to match your cooking intensity, from light simmering to heavy frying.



## Extended Warranty for Your Peace of Mind

Image: 9 Speed Options. A graphic showing a dial with levels 1 through 9, indicating the chimney's adjustable speed settings.

### 6. MAINTENANCE

Regular maintenance ensures optimal performance and longevity of your chimney.

#### Autoclean Function:

The autoclean feature uses heat technology to melt and collect oil and grease, simplifying maintenance. Activate this function regularly as per the detailed instructions in the full manual.



Image: Filterless Autoclean. A close-up of the chimney's interior, emphasizing its filterless design and autoclean capability.

### Oil Collector:

The built-in oil collector accumulates the melted grease during the autoclean cycle. Empty and clean the oil collector regularly to prevent overflow and maintain hygiene.

### External Cleaning:

Wipe the exterior surfaces with a soft, damp cloth and mild detergent. Avoid abrasive cleaners or harsh chemicals that could damage the black glass finish.

## 7. TROUBLESHOOTING

If you encounter any issues with your chimney, refer to the following common troubleshooting tips. For more complex problems, contact customer support.

- **Chimney not turning on:** Check power connection, ensure the plug is securely inserted, and verify the circuit breaker.
- **Low suction power:** Ensure the oil collector is not full, check for any obstructions in the ducting (if ducted), or replace the charcoal filter (if ductless).
- **Unusual noise:** Verify that all components are securely fastened. If the noise persists, contact service.
- **Lights not working:** Check if the LED lamps are properly seated. If not, contact service for replacement.

## 8. SPECIFICATIONS

Detailed technical specifications for the Faber Energy 75cm BLDC Autoclean Chimney.

Feature	Specification
Brand	Faber
Model Number	330.0741.684
Product Dimensions (D x W x H)	32.5D x 75W x 84.5H Centimeters

Feature	Specification
Colour	Black
Special Features	Auto Clean, Built-In Oil Collector, LED Lighting, Noise Reduction
Finish Type	Black
Air Flow Capacity	1500 Cubic Meters Per Hour
Noise Level	56 Decibels
Mounting Type	Wall Mount
Controls Type	Touch, Gesture
Voltage	230 Volts
Number Of Speeds	9
Light Source	LED (2 x 1.5W)
Filter Type	Filterless
Ventilation Type	Ducted (Ductless possible with charcoal filter)
Item Weight	13.5 Kilograms
Country Of Origin	India

## 9. WARRANTY & SUPPORT

Faber provides comprehensive warranty and support for your chimney.

### Warranty Details:

- **12 Years Warranty** on Motor
- **2 Years Comprehensive Warranty** on Product by Faber



# 9 speed options to match your cooking intensity

Image: Warranty Information. This image highlights the 12-year motor warranty and 2-year comprehensive product warranty, emphasizing reliable performance.

## Customer Support:

For installation, service, or any queries, please contact Faber customer support:

**Toll-Free Number: 1800-209-3484**