

TCL 65T7

TCL 65 Inch Class T7 Series 4K QLED HDR Smart Google TV Instruction Manual

Model: 65T7

1. INTRODUCTION

The TCL 65 Inch Class T7 Series Smart Google TV offers a premium viewing experience with advanced picture and audio technologies. This manual provides essential information for setting up, operating, and maintaining your television.



Image: TCL T7 Series 4K UHD HDR QLED TV showcasing brilliant color and lag-free motion.

2. WHAT'S IN THE BOX

Upon unpacking your TCL 65T7 television, please ensure all the following items are present:

- Power Cable
- Remote Control
- Stand
- User Manual

- Warranty Info



Image: Diagram illustrating the TV's dimensions, remote control, and the items included in the packaging.

3. SETUP

Follow these steps to set up your new TCL T7 Series TV:

1. **Unpacking:** Carefully remove the TV and all accessories from the packaging. It is recommended to have two people for handling the TV.
2. **Stand Installation:** Attach the TV stands to the bottom of the television using the provided screws. Ensure they are securely fastened. The FullView 360 Metal Bezel-less Design includes width-adjustable feet for versatile placement.
3. **Power Connection:** Connect the power cable to the TV's power input and then to a wall outlet.
4. **External Devices:** Connect any external devices (e.g., cable box, gaming console, soundbar) to the appropriate HDMI inputs. The TV features four high-speed HDMI inputs, including one with eARC.
5. **Initial Power On:** Press the power button on the remote control or the TV to turn it on. Follow the on-screen instructions for initial setup, including network connection and Google TV configuration.



Image: Detail of the TV's connectivity ports for various devices.

4. OPERATING

Your TCL T7 Series TV is powered by Google TV, offering a seamless and personalized entertainment experience.

Google TV Interface

The Google TV interface organizes your favorite movies, shows, and live channels in one central location. Use the intuitive navigation to browse content from thousands of apps.

FullView 360 Metal Bezel-less Design with Width-Adjustable Feet


Elegant edge-to-edge glass design, sleek back panel, and height adjustable feet to allow for greater versatility when choosing TV furniture or a Soundbar.



Image: Google TV interface with a backlit voice remote for easy navigation and content discovery.

Voice Remote & Smart Home Integration

The included voice remote allows for hands-free control. Simply speak your commands to find content, adjust settings, or control smart home devices. The TV works with Amazon Alexa, Google Assistant, and Apple HomeKit.



Apple AirPlay 2

Share videos, photos, music, and more from Apple devices to your smart TV.



Image: Voice control functionality with Amazon Alexa, Google Assistant, and Apple HomeKit.

Apple AirPlay 2 & Chromecast

Share videos, photos, and music directly from your Apple devices to your TV using Apple AirPlay 2. Built-in Chromecast also enables seamless content streaming from compatible devices.

Google TV with Backlit Voice Remote

The entertainment you love. Google TV brings your favorite movies, shows, and live shows together. Plus, easily control your TV at dark with the backlit voice remote.



Image: Apple AirPlay 2 allows sharing media from Apple devices to the TV.

Gaming Features

Enhance your gaming experience with features like Game Accelerator 288 and Auto Game Mode, designed for low latency and responsive gameplay.

High Brightness LED Backlight

High Brightness ensures a vibrant picture in virtually any room.



Image: Game Accelerator 288 provides blistering fast VRR for lag-free gaming.

Motion Rate 480 with MEMC Frame Insertion

Combines multiple motion enhancement technologies for best-in-class motion clarity.



simulated image

Image: Auto Game Mode (ALLM) ensures the lowest possible input lag and latency for optimal gaming performance.

5. PRODUCT FEATURES

- **4K UltraHD Resolution:** Experience incredible detail with 4X the resolution of 1080p Full HDTVs.

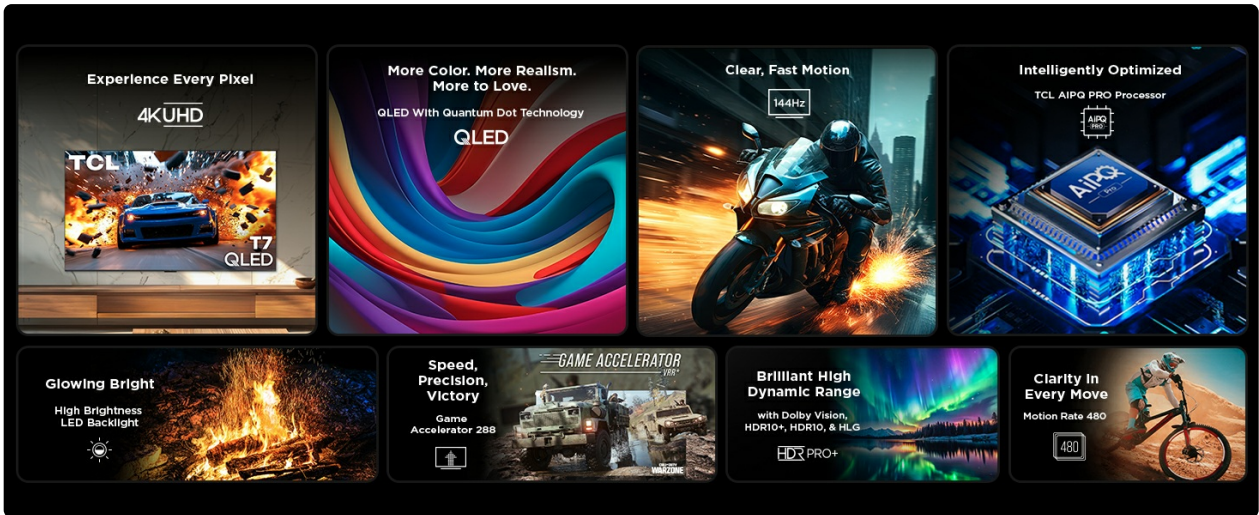


Image: Visual representation of 4K UltraHD Resolution's superior detail.

- **QLED (Quantum Dot Technology):** Rich, vibrant colors covering nearly the entire DCI-P3 color space to bring images to life.

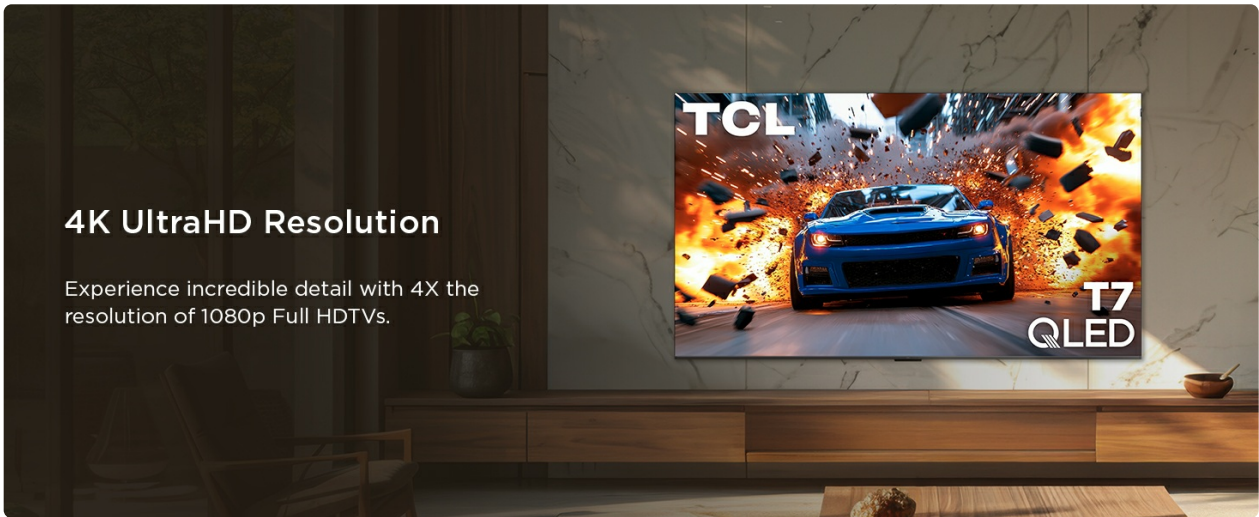


Image: Comparison showing the enhanced color and realism with QLED Quantum Dot Technology.

- **144Hz Panel Refresh Rate:** Watch action-packed movies, fast-paced video games, and live sports with an ultra-smooth viewing experience, free of motion blur.



Image: Visual demonstration of 144Hz Native Refresh Rate for smooth motion clarity.

- **TCL AIPQ Pro Processor:** Powerful, advanced processor that intelligently optimizes the color, contrast, and clarity for an unrivaled 4K HDR experience.

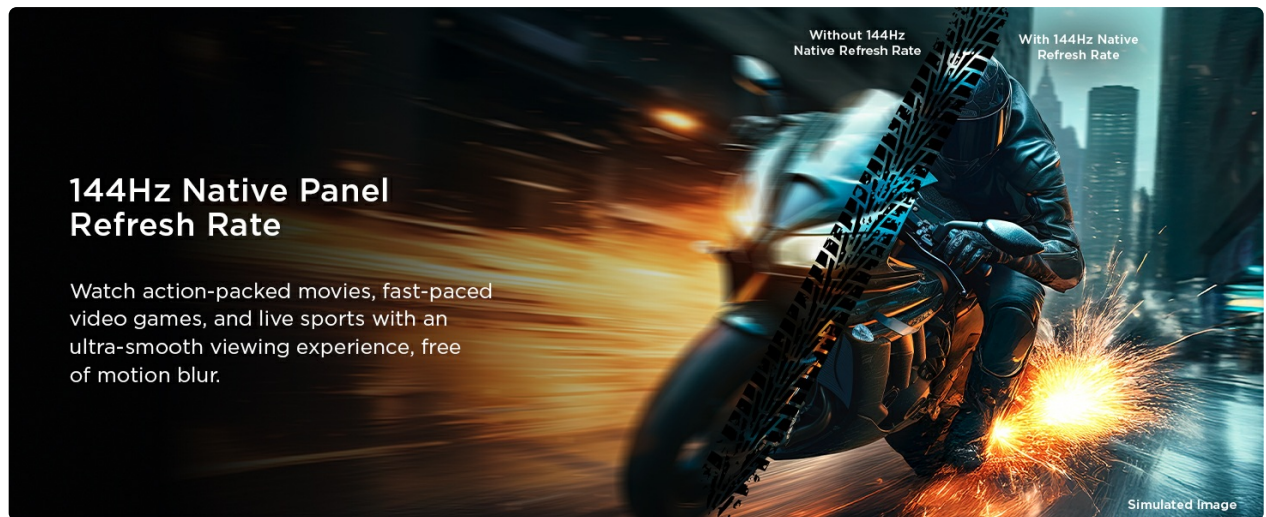


Image: Diagram of the TCL AIPQ PRO Processor, highlighting its AI-controlled optimization capabilities.

- **Dolby Atmos Audio:** Advanced spatial audio processing found in movies, TV shows, and video games.

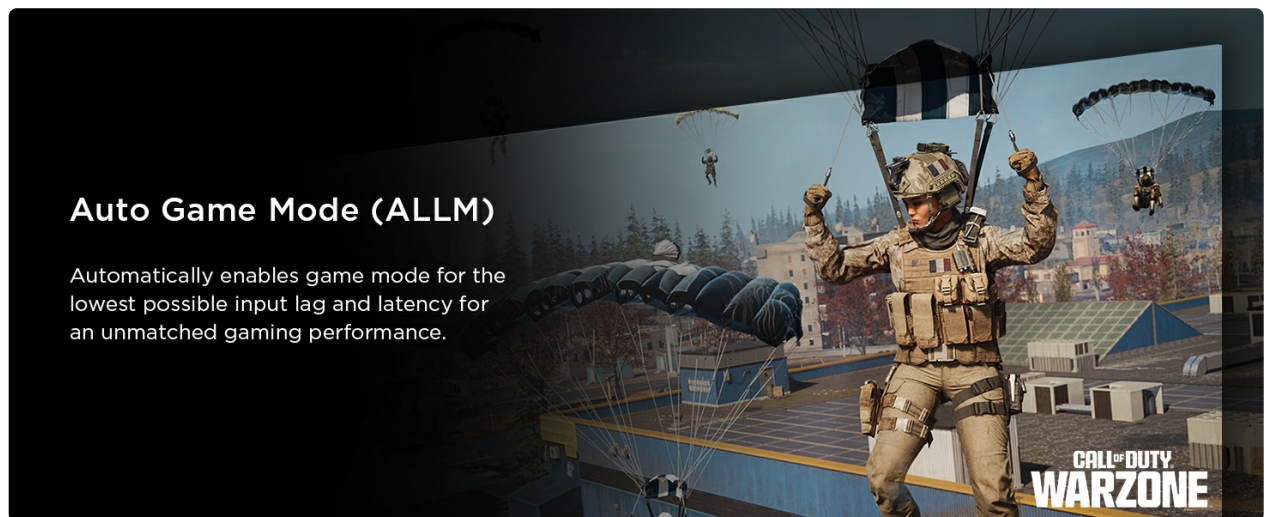


Image: Visual representation of Dolby Atmos Audio's immersive spatial sound experience.

- **High Brightness Direct LED Backlight:** Produces brighter images for an enhanced viewing experience in virtually any room.



Image: Scene with a campfire, illustrating the high brightness of the LED backlight.

- **HDR PRO+ with Dolby Vision, HDR10+, HDR10, & HLG:** Enjoy enhanced contrast, accurate colors, and fine details utilizing all the most advanced HDR formats.



Image: Comparison of a scene with and without HDR PRO+, showing enhanced contrast and color.

- **Motion Rate 480 with MEMC Frame Insertion:** Combines multiple motion enhancement technologies for best-in-class motion clarity.

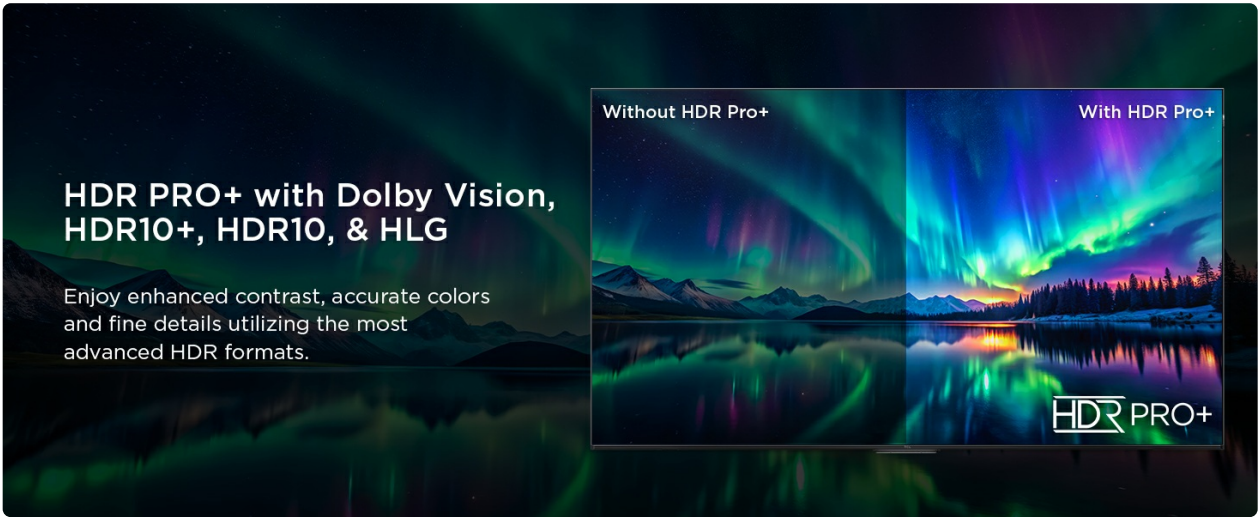


Image: Comparison of a fast-moving scene with and without Motion Rate 480, demonstrating improved clarity.

- **FullView 360 Metal Bezel-less Design with Width Adjustable Feet:** Elegant edge-to-edge glass design, sleek back panel, and height adjustable feet to allow for greater versatility when choosing TV furniture or a Soundbar.
- **4 HDMI Inputs including one with eARC:** Four high-speed HDMI inputs for the best connection to gaming consoles, set-top boxes, AV receiver, and more.

6. SPECIFICATIONS

Feature	Detail
Brand	TCL
Model Number	65T7
Screen Size	65 Inches
Display Technology	4K UHD, QLED
Resolution	4K

Refresh Rate	144 Hz
Special Features	144Hz Refresh Rate, 288Hz Variable Gaming Refresh Rate, Bezel-Less Design, Chromecast, Game Mode
Included Components	Power Cable, Remote Control, Stand, User Manual, Warranty Info
Connectivity Technology	Ethernet, HDMI, RF, USB, Wi-Fi
Product Dimensions	2.7"D x 56.9"W x 32.7"H
Item Weight	36.6 Pounds
Color Name	Black
Batteries	2 AAA batteries required

7. MAINTENANCE

To ensure the longevity and optimal performance of your TCL T7 Series TV, follow these maintenance guidelines:

- **Cleaning the Screen:** Gently wipe the screen with a soft, dry microfiber cloth. For stubborn smudges, lightly dampen the cloth with water or a screen-specific cleaning solution (never spray directly onto the screen).
- **Cleaning the Frame:** Use a soft, dry cloth to clean the TV frame and stand. Avoid abrasive cleaners or solvents.
- **Ventilation:** Ensure adequate ventilation around the TV. Do not block the ventilation openings on the back of the TV.
- **Power Off When Not in Use:** Turn off the TV when not in use to conserve energy and extend its lifespan.
- **Avoid Direct Sunlight:** Prolonged exposure to direct sunlight can damage the screen. Position the TV away from direct sunlight or use curtains/blinds.

8. TROUBLESHOOTING

If you encounter any issues with your TV, please refer to the following common troubleshooting tips:

- **No Power:** Ensure the power cable is securely connected to both the TV and the wall outlet. Try plugging another device into the same outlet to confirm it has power.
- **No Picture/Sound:** Check all cable connections to external devices. Ensure the correct input source is selected on the TV.
- **Remote Control Not Working:** Replace the batteries in the remote control. Ensure there are no obstructions between the remote and the TV's IR sensor.
- **Poor Picture Quality:** Check the resolution settings of your input source. Ensure your internet connection is stable for streaming content. Adjust picture settings (brightness, contrast, color) as needed.
- **Network Connection Issues:** Restart your router and modem. Reconnect the TV to your Wi-Fi network or try a wired Ethernet connection.

For more detailed troubleshooting or persistent issues, please contact TCL customer support.

9. WARRANTY AND SUPPORT

Your TCL 65T7 Series TV comes with a manufacturer's warranty. Please refer to the 'Warranty Info' document included in your package for specific terms and conditions, including coverage details and duration.

For technical support, service requests, or further assistance, please visit the official TCL support website or contact their customer service hotline. Contact information can be found in your warranty documentation or on the TCL website.