

## Turtlebox Ranger

# Turtlebox Ranger Portable Bluetooth Speaker Instruction Manual

Model: Ranger | Brand: Turtlebox

## 1. INTRODUCTION

---

The Turtlebox Ranger is a rugged, waterproof, and ultra-portable Bluetooth 5.4 speaker designed for outdoor use. It delivers powerful, distortion-free sound with deep bass and offers extended battery life, along with unlimited pairing capabilities for a full stereo experience.

## 2. KEY FEATURES

---

- **Unmatched Volume & Bass:** Delivers 105dB of powerful, distortion-free sound.
- **IP67 Waterproof & Built Tough:** Designed to be waterproof, dustproof, and shockproof.
- **All-Day Battery Life:** Provides up to 25 hours of playtime on a single charge.
- **Unlimited Pairing (Party Mode):** Sync multiple Ranger speakers for a premium surround sound experience.
- **Designed for the Outdoors:** Features a rugged handle, built-in tie-down anchors, and magnetic mounts for versatile placement.

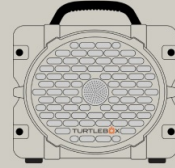

TURTLEBOX



RANGER

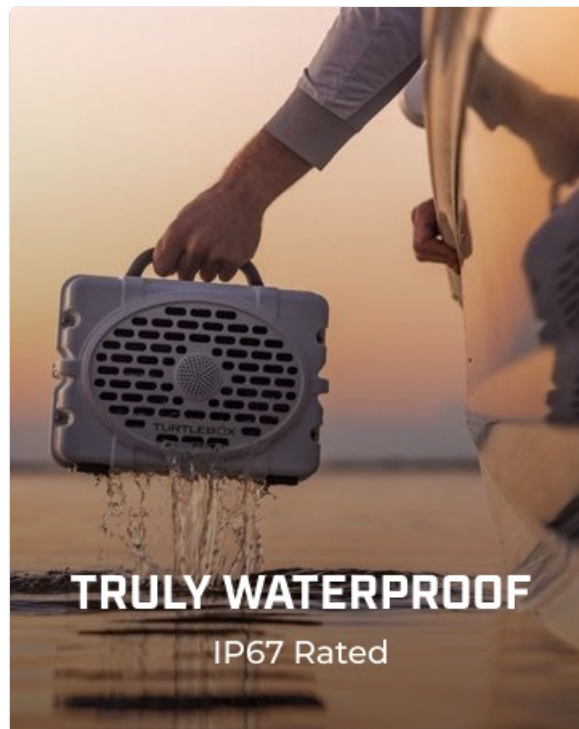
ORIGINAL

GRANDE



**RUGGED. WATERPROOF. PREMIUM SOUND.**

The Turtlebox Ranger is engineered for the outdoors, featuring a compact size (9.5" H x 3.15" W) and a weight of 2.4 lbs.



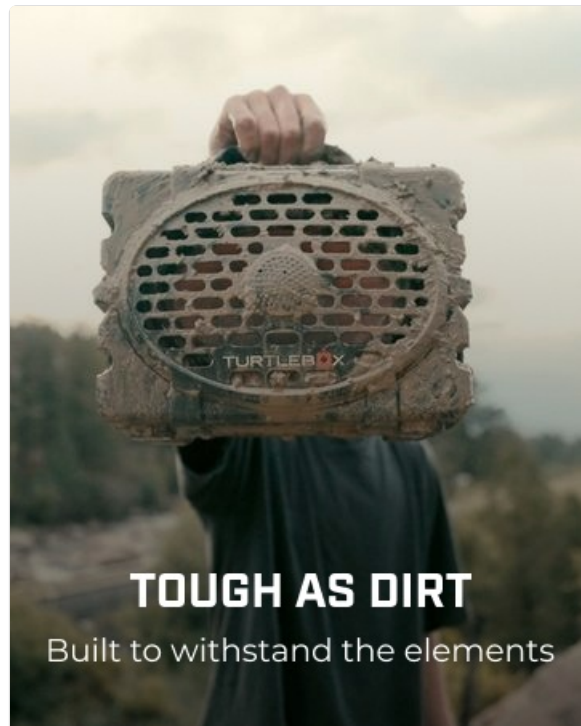
Control panel with power, volume, track skip, Bluetooth pairing, and Party Mode buttons.

“Best Outdoor  
Speaker”

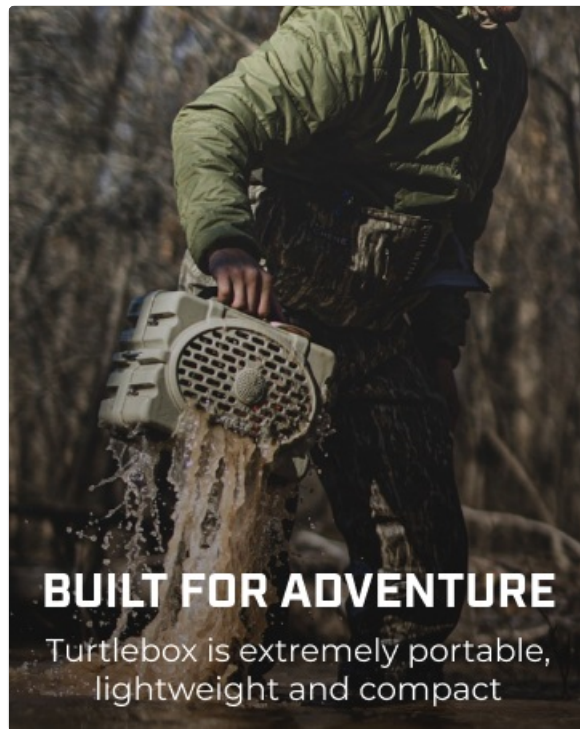
– Field & Stream

*Field & Stream* ESTD 1871

Integrated magnetic mounts allow for secure attachment to metal surfaces.



Fully waterproof ports ensure protection against water intrusion.



## BUILT FOR ADVENTURE

Turtlebox is extremely portable, lightweight and compact

Built-in tie-down anchors provide additional securing options.



A robust carry handle for easy portability.

### 3. WHAT'S IN THE BOX

- Turtlebox Ranger Portable Bluetooth Speaker
- Power Cable

### 4. SETUP

#### 4.1 Charging the Speaker

Before first use, fully charge your Turtlebox Ranger using the provided power cable. The charging port is

located on the side of the speaker, protected by a waterproof cover. Ensure the cover is securely closed after charging to maintain water resistance.

## 4.2 Bluetooth Pairing

1. Power on the Turtlebox Ranger by pressing the power button.
2. The Bluetooth indicator light will flash, indicating it's in pairing mode.
3. On your device (smartphone, tablet, etc.), go to Bluetooth settings and select "Turtlebox Ranger" from the list of available devices.
4. Once connected, the Bluetooth indicator light will remain solid.

## 5. OPERATION

---

### 5.1 Basic Controls

- **Power Button:** Press to turn the speaker on or off.
- **Volume Up/Down:** Use the '+' and '-' buttons to adjust the volume.
- **Track Skip:** Use the forward and backward arrow buttons to skip tracks.
- **Bluetooth Button:** Press to enter Bluetooth pairing mode or disconnect.

### 5.2 Party Mode (Unlimited Pairing)

To create a multi-speaker sound system, activate Party Mode. This feature allows you to wirelessly connect multiple Turtlebox Ranger speakers for a synchronized audio experience. Refer to the specific instructions for Party Mode activation in the full user manual or on the Turtlebox website.

Your browser does not support the video tag.

Video demonstrating the magnetic mounts and control buttons of the Turtlebox Ranger speaker.

Your browser does not support the video tag.

Video showcasing the magnetic attachment feature and various controls of the Turtlebox Ranger speaker.

Your browser does not support the video tag.

Video highlighting the strong magnetic hold and long battery life of the Turtlebox Ranger.

## 6. MAINTENANCE

---

### 6.1 Cleaning

Due to its IP67 waterproof and dustproof rating, the Turtlebox Ranger can be easily cleaned with water. For stubborn dirt, use a soft cloth and mild soap. Ensure all port covers are securely closed before cleaning.

### 6.2 Storage

Store the speaker in a cool, dry place when not in use. Avoid prolonged exposure to extreme temperatures.

## 7. TROUBLESHOOTING

---

- **No Power:** Ensure the speaker is fully charged. Connect to the power adapter and allow it to charge for a few hours.
- **Cannot Pair Bluetooth:** Make sure the speaker is in pairing mode (flashing Bluetooth light). Check that your device's Bluetooth is enabled and within range. Try restarting both the speaker and your

device.

- **Low Volume/Distorted Sound:** Check the volume levels on both the speaker and your connected device. Ensure there are no obstructions blocking the speaker grilles.
- **Party Mode Issues:** Ensure all speakers are within range and follow the specific Party Mode pairing instructions.

For further assistance, please refer to the official Turtlebox support resources.

## 8. SPECIFICATIONS

Feature	Detail
Model Name	Turtlebox Ranger
Speaker Type	Outdoor
Sound Output	105 decibels
Battery Life	Up to 25 hours
Water Resistance	IP67 Waterproof
Connectivity	Bluetooth 5.4
Mounting Type	Magnetic Mount
Product Dimensions	3.15"D x 3.15"W x 8.05"H
Item Weight	2.4 Pounds
Included Components	Power Cable

## 9. WARRANTY AND SUPPORT

### 9.1 Warranty Information

The Turtlebox Ranger comes with a Limited Warranty. Please refer to the official Turtlebox website or your purchase documentation for detailed warranty terms and conditions.

### 9.2 Customer Support

For technical support, product inquiries, or warranty claims, please visit the [Turtlebox Store on Amazon](#) or contact Turtlebox Audio, LLC directly.