

XIAOMI Xiaomi 15T Pro

# XIAOMI 15T PRO Ai 5G Smartphone User Manual

Model: Xiaomi 15T Pro

## 1. OVERVIEW

The XIAOMI 15T PRO Ai 5G is a high-performance smartphone designed for global use, featuring advanced camera technology co-engineered with Leica, a powerful MediaTek Dimensity 9400+ processor, and a vibrant 144Hz AMOLED display. This manual provides essential information for setting up, operating, and maintaining your device.



Figure 1: Front and back view of the XIAOMI 15T PRO Ai 5G smartphone.

## 2. WHAT'S IN THE BOX

---

Verify that all items are present in your product packaging:

- XIAOMI 15T PRO Ai 5G Smartphone
- USB Cable (Type-C)
- SIM Tray Ejector
- Phone Case
- Manual

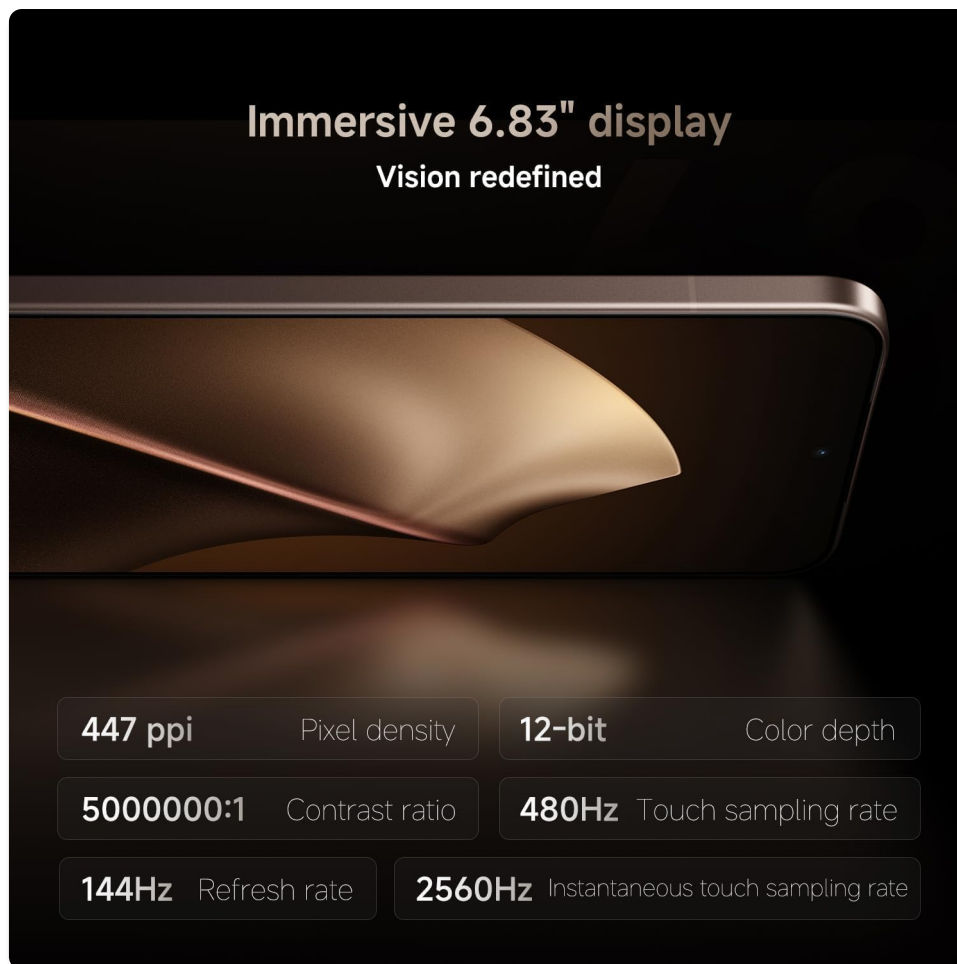


Figure 2: Items included in the product packaging.

### 3. DEVICE LAYOUT

---

Familiarize yourself with the physical components of your smartphone:

- **Front:** 6.83" 144Hz eye-care AMOLED display, 32MP in-display selfie camera.
- **Back:** Leica 5x Pro telephoto, Leica Summilux optical lens system (50MP main, 50MP super telephoto, 12MP ultra-wide cameras).
- **Sides:** Power button, volume rocker, USB-C charging port, SIM tray.



Figure 3: Front view of the device.

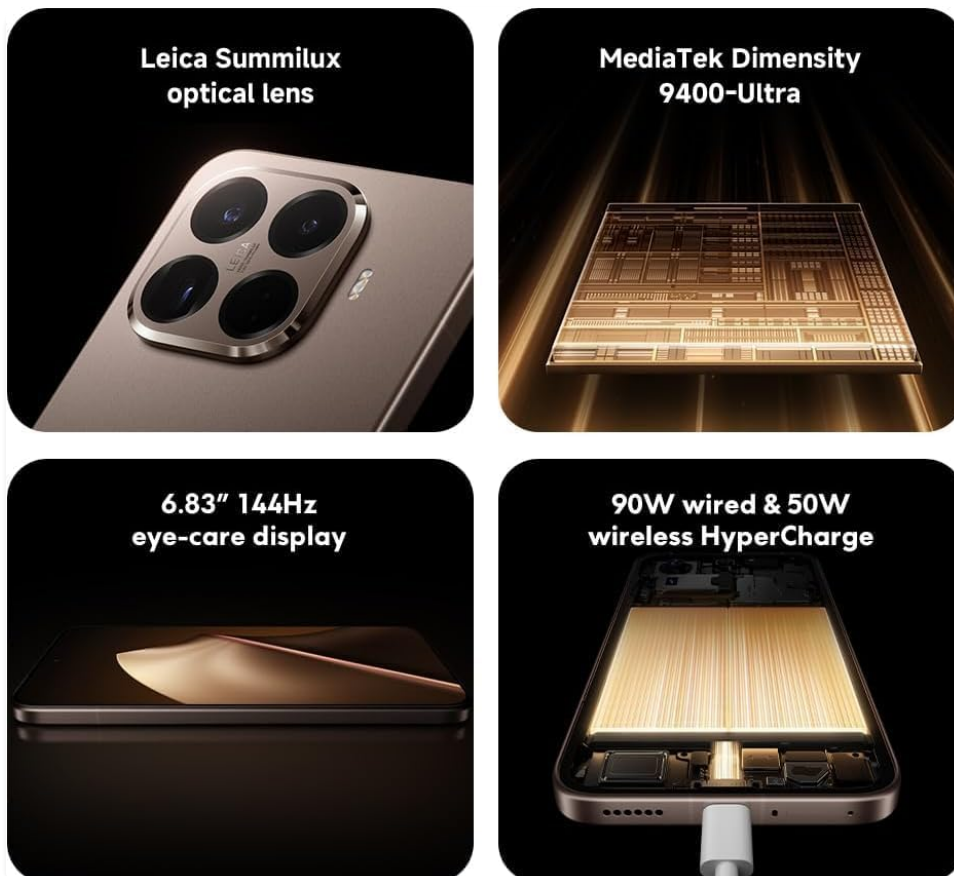


Figure 4: Side view showing buttons and ports.

# In The Box



Figure 5: Back view highlighting the camera module.

## 4. INITIAL SETUP

### 4.1. SIM Card / eSIM Installation

1. Insert the SIM tray ejector tool into the small hole on the side of the device.
2. Gently push until the SIM tray pops out.
3. Place your Nano-SIM card(s) into the tray with the gold contacts facing down.
4. For eSIM, follow the on-screen instructions during initial setup or navigate to Settings > Network & Internet > SIMs.
5. Carefully reinsert the SIM tray into the device.

### 4.2. Powering On & Initial Configuration

1. Press and hold the Power button until the Xiaomi logo appears.
2. Follow the on-screen prompts to select your language, connect to Wi-Fi, and set up your Google account.
3. Configure security features such as fingerprint unlock and AI face unlock.

## 5. BASIC OPERATION

### 5.1. Navigation & Gestures

The device operates on Hyper OS, offering intuitive gesture navigation. Swipe up from the bottom to go home, swipe up and hold for recent apps, and swipe from the left or right edge to go back.

### 5.2. Security Features

- **In-screen fingerprint sensor:** Register your fingerprints for quick and secure unlocking.
- **AI face unlock:** Use facial recognition for convenient access.

## 6. CAMERA SYSTEM

The XIAOMI 15T PRO features a powerful Leica co-engineered triple camera system:

- **Leica 23mm Main Camera:** 50MP with Light Fusion 900 image sensor, f/1.62, OIS.
- **Leica 115mm Super Telephoto Camera:** 50MP, f/3.0, OIS, 5x optical zoom, 10x optical-level zoom, 20x and above Ultra Zoom.
- **Leica 15mm Ultra-Wide Camera:** 12MP, f/2.2, 120° FOV.
- **Front Camera:** 32MP in-display selfie camera, f/2.2.

### 6.1. Photography Features

- HDR, Portrait mode, Palm shutter, Voice shutter, Timed burst, Selfie timer, Screen fill light.
- Master Portrait algorithm for lifelike portraits across multiple focal lengths and lighting scenarios.

### 6.2. Video Recording

- **Rear Camera:** 8K (7680x4320) at 30fps; 4K (3840x2160) at 30/60/120fps; 1080p at 30/60fps; 720p at 30fps.
- Slow motion video: 720p/1080p at 120/240/960fps.
- **Front Camera:** 4K (3840x2160) at 30fps; 1080p at 30/60fps; 720p at 30fps.
- HDR10+ video recording, Video teleprompter, Slow motion selfie, Time-lapse selfie.

Xiaomi HyperAI

XIAOMI 15T Series

CO-ENGINEERED WITH 

Masterpieces far closer



 <b>Spotify Premium</b> 4 months free access	 <b>YouTube Premium</b> 3 months free access	 <b>Google AI Pro</b> 3 months free access
 <b>Free screen replacement</b> within 6 months	 <b>Out-of-warranty Service</b> One(1) Out-Of-Warranty with free Labor Costs within 1 year	 <b>VIP Customer Service</b> Within 2 years

Figure 6: Key camera and processor features.

## 7. PERFORMANCE & DISPLAY

### 7.1. Processor & Memory

The device is powered by the MediaTek Dimensity 9400+ (3nm manufacturing process) with a CPU clocking up to 3.73GHz and an Immortalis-G925 MC12 GPU, ensuring smooth performance for demanding applications and gaming. It comes with 12GB RAM and 512GB of UFS 4.0 storage.

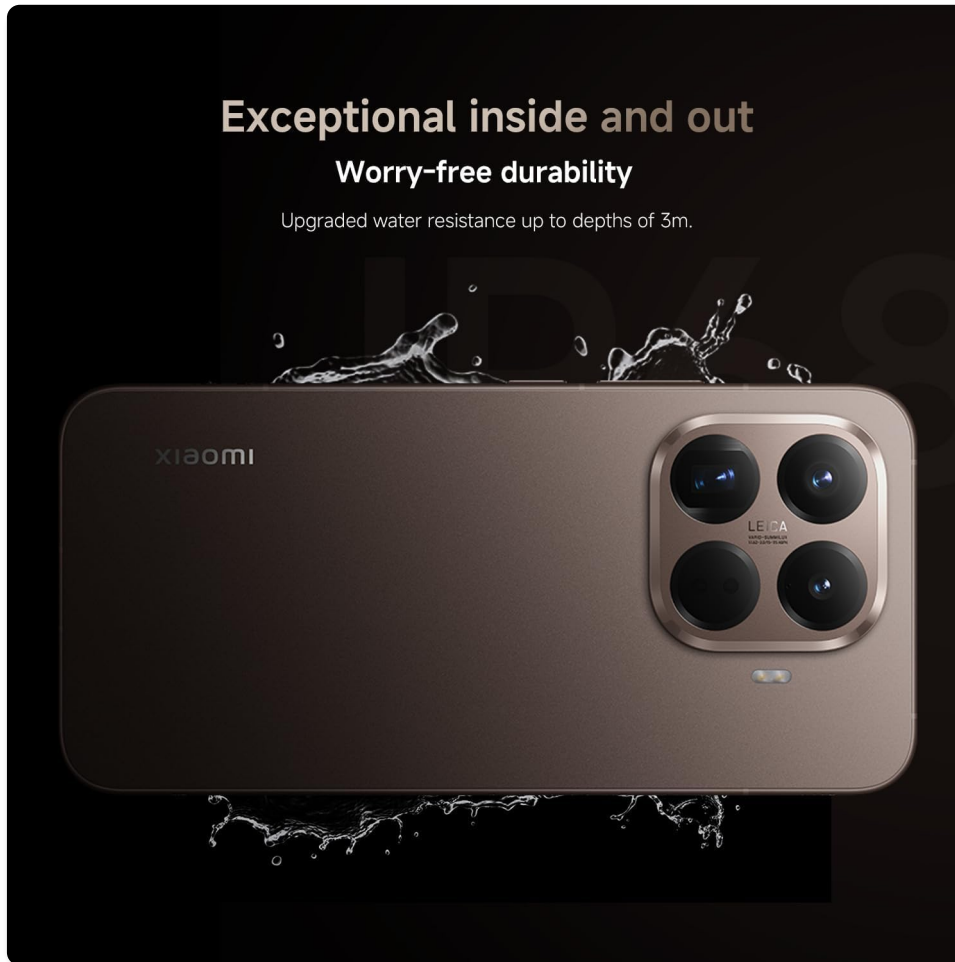


Figure 7: Xiaomi Surge T1S Tuner for enhanced connectivity.

### 7.2. Display

Experience visuals on a 6.83" 144Hz eye-care AMOLED flat display with Corning Gorilla Glass 7i. It boasts a resolution of 2772 x 1280 (447ppi), a peak brightness of 3200nits (25% APL), and supports HDR10+ and DCI-P3 color gamut. The touch sampling rate is 480Hz, with an instantaneous touch sampling rate of 2560Hz in Game Turbo mode.

## Xiaomi Surge T1S Tuner

With the self-developed Xiaomi Surge T1S Tuner, the Xiaomi 15T Pro optimizes Wi-Fi, Bluetooth, GPS, and cellular signals for smoother, smarter connectivity.




Figure 8: Detailed specifications of the immersive display.

## Leica 5x Pro telephoto

**Bring the story to you**

First 5x telephoto in Xiaomi T series with 5x optical zoom, 10x optical-level zoom, 20x and above Ultra Zoom, combined with Leica optics brings distant human stories close to hand.



Optical zoom

**5x**



Optical-level zoom

**10x**



Ultra Zoom

**20x**



Figure 9: Ultra-slim bezels for an enhanced visual experience.

## 8. BATTERY & CHARGING

The device is equipped with a long-lasting 5500mAh (typ) Xiaomi Surge battery. It supports 90W HyperCharge (PD3.0 / PD2.0) via USB-C and 50W wireless HyperCharge. Note that a power adapter is not included in the box; a 67W or above Xiaomi power adapter is recommended for optimal charging speeds.

## 9. CONNECTIVITY

- **Network:** Dual Nano SIM 5G + eSIM support. Compatible with T-Mobile, Mint, Tello & Global networks. Not compatible with Verizon, Sprint, Boost, Metro PCS, AT&T, Cricket in the USA.
- **Location:** GPS (L1+L5), Galileo (E1+E5a), GLONASS (G1), Beidou, QZSS (L1+L5), NavIC (L5), A-GPS supplementary positioning.
- **Wireless:** Wi-Fi, Bluetooth.
- **Other:** NFC, IR blaster, Proximity sensor, Ambient light sensor, Accelerometer, Gyroscope, Electronic compass, Flicker sensor, X-axis linear vibration motor, Color temperature sensor.

## 10. AI FEATURES

The XIAOMI 15T PRO integrates advanced AI capabilities for enhanced user experience:

- Circle to Search with Google, Google Gemini
- AI Interpreter, AI Notes, AI Recorder, AI Subtitles, AI Film, AI image editing, AI Portrait
- AI Writing, AI Speech Recognition, AI Search, AI Dynamic Wallpapers, AI Creativity Assistant

## 11. SPECIFICATIONS

Feature	Detail
Model Number	Xiaomi 15T Pro
Operating System	Hyper OS
Processor	MediaTek Dimensity 9400+
RAM	12 GB
Storage	512 GB
Display Size	6.83 Inches
Display Resolution	2772 x 1280
Refresh Rate	144 Hz
Battery Capacity	5500 Milliamp Hours
Wired Charging	90W HyperCharge
Wireless Charging	50W HyperCharge
Rear Camera	50MP Main, 50MP Telephoto, 12MP Ultra-wide

Front Camera	32MP
Connectivity	5G, Wi-Fi, Bluetooth, NFC, GPS
Water/Dust Resistance	IP68
Dimensions	3.94 x 59.06 x 5.91 inches
Item Weight	15.8 ounces

## 12. MAINTENANCE & CARE

---

- Keep your device away from extreme temperatures and direct sunlight.
- Avoid dropping the device or subjecting it to strong impacts.
- Clean the screen and body with a soft, lint-free cloth. Avoid harsh chemicals.
- Ensure all ports are free from dust and debris.
- The device has IP68 water and dust resistance, but avoid intentional submersion or exposure to high-pressure water.

## 13. TROUBLESHOOTING

---

- **Device not powering on:** Ensure the battery is charged. Connect to a charger and try again.
- **Screen unresponsive:** Force restart the device by holding the Power button for approximately 10 seconds.
- **Network issues:** Check SIM card insertion, ensure mobile data is enabled, or try restarting the device.
- **App crashes:** Clear the app's cache and data in Settings > Apps, or reinstall the app.

## 14. WARRANTY & SUPPORT

---





This is an International Model and does not carry a warranty in the US. For warranty claims or technical support, please refer to the documentation provided with your device or contact your point of purchase. Ensure to keep your proof of purchase for any service inquiries.



Figure 10: Additional benefits and support information.

Related Documents - Xiaomi 15T Pro

	<p><a href="#">Xiaomi 15T Pro User Manual and Safety Information</a></p> <p>Official user manual and safety information for the Xiaomi 15T Pro smartphone, covering regulatory compliance, operating instructions, and important safety precautions. Find support and guides at <a href="#">mi.com</a>.</p>
	<p><a href="#">Xiaomi 15T Pro Safety Information and Compliance</a></p> <p>Comprehensive safety information, EU and FCC compliance details, SAR values, frequency bands, and usage guidelines for the Xiaomi 15T Pro smartphone.</p>

 <p>Xiaomi 15T Pro Udhëzues i përdorimit të shpejtë</p>	<p><a href="#">Xiaomi 15T Pro: Udhëzues i përdorimit të shpejtë</a></p> <p>Ky udhëzues i përdorimit të shpejtë për Xiaomi 15T Pro ofron udhëzime thelbësore për konfigurimin e pajisjes, informacione thelbësore mbi sigurinë dhe detaje rregullatore. Zbuloni si ta vendosni shpejt në përdorim smartphone-in tuaj të ri Xiaomi.</p>
 <p>Xiaomi 15T Pro Hướng dẫn sử dụng nhanh và Thẻ Bảo hành</p> <p>Hãy giữ và giữ ở nơi khô ráo để tránh hư hỏng.</p>	<p><a href="#">Xiaomi 15T Pro: Hướng dẫn Sử dụng nhanh và Thẻ Bảo hành</a></p> <p>Hướng dẫn sử dụng nhanh, thông tin an toàn, quy định pháp lý, và thẻ bảo hành cho điện thoại Xiaomi 15T Pro.</p>
 <p>Xiaomi 15T Pro Guía de Inicio Rápido, Tarjeta de Garantía y Seguridad</p>	<p><a href="#">Xiaomi 15T Pro: Guía de Inicio Rápido, Tarjeta de Garantía y Seguridad</a></p> <p>Guía completa para el Xiaomi 15T Pro, incluyendo instrucciones de inicio rápido, información de garantía, precauciones de seguridad, regulaciones de la UE y FCC, y detalles de contacto.</p>
 <p>Xiaomi 15T Pro Guía de inicio rápido</p>	<p><a href="#">Xiaomi 15T Pro Quick Start Guide</a></p> <p>Official quick start guide for the Xiaomi 15T Pro smartphone, covering setup, safety precautions, regulatory information, and connection instructions.</p>

