

FIREBAT U6B

FIREBAT U6B 16-inch Laptop User Manual

Model: U6B (16-inch 8745HS-16GB 512GB)

1. INTRODUCTION

This manual provides essential information for setting up, operating, and maintaining your FIREBAT U6B 16-inch Laptop. Please read this manual thoroughly before using the device to ensure optimal performance and longevity. Keep this manual for future reference.

2. SAFETY INFORMATION

- Do not expose the laptop to extreme temperatures, direct sunlight, or high humidity.
- Avoid placing heavy objects on the laptop.
- Use only the original power adapter or a certified compatible adapter.
- Keep liquids away from the device. In case of liquid contact, power off immediately and seek professional assistance.
- Do not attempt to disassemble or repair the laptop yourself. Refer to qualified service personnel.
- Ensure proper ventilation during use to prevent overheating.

3. PACKAGE CONTENTS

Please check the box for the following items:

- FIREBAT U6B 16-inch Laptop
- Power Adapter and Cable
- User Manual (this document)
- Warranty Card (if applicable)

4. PRODUCT OVERVIEW

4.1 Key Features

- **Superior CPU Performance:** Equipped with an AMD Ryzen 7 8745HS processor (8 cores/16 threads, up to 4.9 GHz, ZEN 4 architecture, 4nm FinFET).
- **Multi-thread Task Processing:** Features AMD Radeon 780M GPU (2600MHz) for powerful graphics and data processing. Supports up to three additional 4K monitors (USB-C x2 + HDMI).
- **Lightweight and User-Friendly:** 16-inch display, 0.75 inches (1.9 cm) thin, weighing approximately 1.35 kg.
- **High-Resolution Display:** 2.5K WQXGA (2560x1600) IPS anti-glare display with 120Hz refresh rate and 350 nits brightness.
- **Expandable Capacity:** 16GB DDR5 5600MHz RAM and 512GB M.2 2280 PCIe 4.0 SSD. Supports up to 64GB RAM (32GB x2) and dual M.2 M-KEY PCI-E 4.0 SSDs.
- **Advanced Connectivity:** Wi-Fi 6 (802.11ax) and Bluetooth 5.2.
- **Rich Interfaces:** Multiple USB-A, USB-C (with DP1.4 video output and 100W PD), HDMI 2.1, TF card slot, 3.5mm audio combo, Kensington lock.
- **High Capacity Battery:** Integrated 5050 mAh / 58.33 Wh battery.
- **Backlit Keyboard:** White backlit keyboard with a dedicated power button and full-height arrow keys.

4.2 Physical Layout and Ports

The FIREBAT U6B laptop is designed for versatility and performance. Below are images illustrating its physical features and available ports.

FIREBAT U6B

Ultrabook ad alte prestazioni

16 pollici 2560 × 1600



AMD Ryzen7 8745HS

8 core 16 thread
Turbo fino a 4,9 GHz



iGPU ad alte prestazioni

AMD Radeon 780M



Figure 4.2.1: Front view of the FIREBAT U6B laptop, showcasing its sleek design and 16-inch display.



Figure 4.2.2: Detailed diagram of the FIREBAT U6B laptop's interfaces, including USB-A, USB-C, HDMI, TF card slot, 3.5mm audio jack, and Kensington lock.

Left Side Ports:

- 1 x USB-A 2.0
- 1 x USB-A 3.2 Gen1 (5Gbps)
- 1 x TF Card Slot
- 1 x 3.5mm Combo Audio Jack (HP&MIC)

Right Side Ports:

- 1 x USB-A 3.2 Gen2 (10Gbps)
- 1 x USB-C 3.2 Gen1 (5Gbps, DP1.4 video output, 100W PD)
- 1 x USB-C 3.2 Gen2 (10Gbps, DP1.4 video output for integrated graphics, 100W PD)
- 1 x HDMI 2.1 TMDS
- 1 x Kensington Security Lock

5. SETUP

5.1 Initial Power On and Charging

1. Unpack the laptop and all accessories from the box.
2. Connect the power adapter to the laptop's USB-C charging port and then plug it into a power outlet.
3. Allow the laptop to charge for at least 30 minutes before the first use, or until the battery indicator shows sufficient charge.
4. Press the dedicated power button to turn on the laptop.

5.2 Operating System Setup

Upon first boot, you will be guided through the operating system setup process. Follow the on-screen instructions to:

- Select your language and region.
- Connect to a Wi-Fi network.
- Accept the license agreement.
- Create a user account and password.
- Complete any initial updates or configurations.

6. OPERATING INSTRUCTIONS

6.1 Keyboard and Touchpad



Figure 6.1.1: Illustration of the FIREBAT U6B's backlit keyboard and smooth touchpad.

- **Backlit Keyboard:** The keyboard features a white backlight for comfortable typing in low-light conditions. Use the designated function key (Fn + F key, typically) to adjust brightness or toggle the backlight.
- **Touchpad:** The smooth touchpad supports multi-touch gestures for navigation, scrolling, and zooming. Refer to your operating system settings for customizing touchpad gestures.
- **Full-Height Arrow Keys:** The keyboard includes full-height arrow keys for improved navigation and gaming experience.

6.2 Display and External Monitors



Figure 6.2.1: The 16-inch IPS display of the FIREBAT U6B, highlighting its 2.5K WQXGA resolution, 120Hz refresh rate, and 350 nits brightness.

The 16-inch 2.5K WQXGA (2560x1600) IPS display offers vibrant colors and sharp details with a 120Hz refresh rate for smooth visuals.



Figure 6.2.2: The FIREBAT U6B laptop connected to three external monitors, demonstrating its multi-display capability via USB-C and HDMI ports.

You can connect up to three additional external monitors simultaneously using the two USB-C ports (with DP1.4 support) and the HDMI 2.1 port for an extended workspace or enhanced gaming experience.

6.3 Performance Modes



Figure 6.3.1: Illustration of the three performance modes available on the FIREBAT U6B laptop: Silent, Balanced, and Rampage.

The laptop offers three performance modes to suit different usage scenarios. Press **Fn + Q** to quickly switch between modes:

- **Silent Mode:** Maximizes battery life and minimizes fan noise, ideal for light tasks and quiet environments.
- **Balanced Mode:** Adjusts performance and power consumption for everyday use, offering a good balance between battery life and responsiveness.
- **Rampage Mode:** Maximizes performance for demanding applications, gaming, or intensive tasks, utilizing the full potential of the CPU and GPU.

7. MAINTENANCE

7.1 Cleaning

- Always power off the laptop and disconnect the power adapter before cleaning.
- Use a soft, lint-free cloth slightly dampened with water or a screen cleaner to wipe the display.
- For the keyboard and chassis, use a soft, dry cloth. A can of compressed air can be used to remove dust from between keys.
- Avoid using harsh chemicals, abrasive cleaners, or solvents.

7.2 Battery Care



Figure 7.2.1: The FIREBAT U6B's integrated 5050mAh / 58.33Wh high-capacity battery, designed for extended use.

- To prolong battery life, avoid fully discharging the battery frequently.
- If storing the laptop for an extended period, ensure the battery is charged to around 50-70%.
- Avoid exposing the laptop to high temperatures, as this can degrade battery performance.

7.3 Cooling System

Tastiera retroilluminata

Touchpad standard liscio



Retroilluminazione
bianca



Pulsante di
accensione dedicato



Tasti freccia a
tutta altezza



Figure 7.3.1: Depiction of the FIREBAT U6B's silent cooling system, featuring dual fans and dual heatpipes for efficient heat dissipation.

The laptop features a silent cooling system with dual fans and dual heatpipes. Ensure that the ventilation vents are not obstructed during use to maintain optimal cooling performance and prevent overheating.

8. TROUBLESHOOTING

This section addresses common issues you might encounter with your FIREBAT U6B laptop.

8.1 Power Issues

- **Laptop does not turn on:** Ensure the power adapter is securely connected and the power outlet is functional. Try charging the laptop for a while before attempting to power it on again.
- **Battery not charging:** Verify the power adapter and cable are not damaged. Try a different power outlet.

8.2 Display Issues

- **No display on screen:** Connect an external monitor to check if the issue is with the laptop's display. If the external monitor works, the laptop's display may require service.
- **External monitor not detected:** Ensure the cable is securely connected to both the laptop and the monitor. Check the display settings in your operating system to detect and configure the external display.

8.3 Performance Issues

- **Laptop is slow or unresponsive:** Close unnecessary applications. Check for background processes consuming high CPU or RAM. Ensure the cooling vents are clear. Switch to 'Rampage Mode' if performing demanding tasks.
- **Overheating:** Ensure the laptop is on a flat, hard surface to allow proper airflow. Clean the vents if they are dusty.

8.4 Connectivity Issues

- **Wi-Fi not connecting:** Ensure Wi-Fi is enabled. Restart your router and the laptop. Check network settings.
- **Bluetooth device not pairing:** Ensure Bluetooth is enabled on both devices. Make sure the device is in pairing mode and within range.

9. SPECIFICATIONS

Detailed technical specifications for the FIREBAT U6B 16-inch Laptop.

| Feature | Specification |
|--------------------------------------|---------------------------------|
| Brand | FIREBAT |
| Manufacturer | FIREBAT |
| Series | 16-inch 8745HS-16GB 512GB |
| Color | Gray |
| Product Dimensions | 35.7 x 24.76 x 1.9 cm |
| Item Weight | 1.35 Kilograms |
| Item Model Number | 16 pouces 8745HS-16GB 512GB |
| Form Factor | Clamshell |
| Screen Size | 16.0 inches |
| Screen Resolution | 2560 x 1600 pixels (2.5K WQXGA) |
| Processor Brand | AMD |
| Processor Type | AMD Ryzen 7 8745HS |
| Processor Speed | 3.8 GHz (up to 4.9 GHz boost) |
| Number of Processors (Cores/Threads) | 8 Cores / 16 Threads |
| Memory Technology | DDR5 |
| Computer Memory Type | SODIMM |
| Max Supported Memory | 64 GB (32GB x2) |
| Memory Clock Speed | 5600 MHz |
| Hard Drive Size | 512 GB |
| Hard Drive Description | SSD (M.2 2280 PCIe 4.0 x4) |
| Graphics Coprocessor | AMD Radeon 780M |
| Graphics Chipset Brand | AMD |
| Graphics Card Description | Integrated |

| Feature | Specification |
|---------------------------|--|
| Graphics Card Memory Type | SODIMM (Shared) |
| Graphics Card Interface | PCI-Express x4 |
| Connectivity Type | Wi-Fi, Bluetooth |
| Wireless Type | 802.11ax (Wi-Fi 6) |
| Number of USB 2.0 Ports | 1 |
| Number of HDMI Ports | 1 |
| Voltage | 20 Volts |
| Wattage | 20 watts (Power Adapter Output) |
| Optical Drive Type | None |
| Operating System | Default (User-installed) |
| Batteries Included | No (Integrated battery) |
| Special Features | Lightweight, Memory Card Slot, Backlit Keyboard, TrackPoint (Note: TrackPoint is not typically present on this model, likely a generic feature bullet) |







10. WARRANTY AND SUPPORT

FIREBAT is committed to providing quality products and customer satisfaction. For warranty information, technical support, or any inquiries, please contact us:

- **Email Support:** support@firebatpc.com
- **Official Website:** www.firebatpc.com

Please refer to your purchase documentation for specific warranty terms and conditions applicable to your region.

Related Documents - U6B

| | |
|--|--|
|  <p>FIREBAT For And By Computer Users</p> <p>Laptop User Guide</p> <p><small>For detailed instructions, please download more support or more products, please get in touch with us or go to our website. Email: support@firebat.com Website: www.firebat.com Facebook: Firebat</small></p> | <p>FIREBAT Ryzen7 Laptop User Guide - Setup, Features, and Troubleshooting</p> <p>Comprehensive user guide for the FIREBAT Ryzen7 laptop, covering setup, power management, connectivity, troubleshooting, maintenance, and warranty information.</p> |
|  | <p>Firebat Mini PC User Manual - Setup, Features, and Troubleshooting</p> <p>Comprehensive user manual for Firebat Mini PC models (e.g., AK2, MN56, AM02, T8). Covers package contents, setup, hardware connections, VESA mounting, BIOS settings, FAQ, and troubleshooting for optimal performance.</p> |
|  | <p>Firebat-A8 Mini PC User Manual</p> <p>User manual for the Firebat-A8 Mini PC, providing information on service guarantee, product specifications, installation, and tips.</p> |
|  <p>FIREBAT Mini Desktop PC User Guide</p> <p>Model: AK2</p> <p><small>Email: support@firebat.com Website: www.firebat.com Facebook: Firebat</small></p> | <p>FIREBAT AK2 Mini Desktop PC User Guide</p> <p>Comprehensive user guide for the FIREBAT AK2 Mini Desktop PC, covering specifications, installation, setup, troubleshooting, and maintenance.</p> |
|  <p>FIREBAT Mini Desktop PC User Guide</p> <p>Model: AK2</p> <p><small>Email: support@firebat.com Website: www.firebat.com Facebook: Firebat</small></p> | <p>FIREBAT AK2 Mini Desktop PC User Guide</p> <p>Comprehensive user guide for the FIREBAT AK2 Mini Desktop PC, covering specifications, quick installation, setup, troubleshooting, and maintenance. Learn how to set up your compact computer for optimal performance.</p> |
|  <p>FIREBAT For And By Computer Users</p> <p>Mini PC User Guide</p> <p><small>For detailed instructions, please download more support or more products, please get in touch with us or go to our website. Email: support@firebat.com Website: www.firebat.com Facebook: Firebat</small></p> | <p>FIREBAT Mini PC User Guide</p> <p>User guide for the FIREBAT Mini PC, covering setup, troubleshooting, cleaning, maintenance, and warranty information.</p> |