

SoundPEATS Air5 Pro+

SoundPEATS Air5 Pro+ MEMS Speaker Earbuds Instruction Manual

Model: Air5 Pro+
Brand: SoundPEATS

1. INTRODUCTION

Welcome to the SoundPEATS Air5 Pro+ Earbuds instruction manual. These earbuds feature a flagship hybrid driver system, combining MEMS silicon speakers with a 10mm composite diaphragm for high-fidelity audio. Enjoy advanced features like AI Adaptive Active Noise Cancellation (ANC), aptX Lossless & Hi-Res Audio Wireless certification, and Bluetooth 5.4 connectivity for a superior listening experience.



Image: SoundPEATS Air5 Pro+ Earbuds in their charging case, highlighting their advanced audio technology.

2. PACKAGE CONTENTS

Please check the package contents to ensure all items are present:

- SoundPEATS Air5 Pro+ Wireless Earbuds

- Portable Charging Case
- Type-C Charging Cable
- Ear Caps (various sizes)
- User Manual




Image: All items included in the SoundPEATS Air5 Pro+ retail package.

3. PRODUCT OVERVIEW

The SoundPEATS Air5 Pro+ earbuds are designed for comfort and high-quality audio. Each earbud features a sleek design with touch control areas and an in-ear fit for optimal sound isolation.



Earbuds in Charging Case

The Future of Sound is Here

SOUNDPEATS Air5 Pro+ with XMEMS
& Aptos-H Amp

Traditional
Drivers



 **XMEMS**
Micro Speaker



**4x
Faster
Response**



**Ultra-
Low
Distortion**



**Crisp &
Warm
Highs**

Individual Earbuds

Say Goodbye to Cold, Harsh Highs

Experience the Warmth & Detail of XMEMS

Traditional
BA/DD

Metallic & Harsh Highs

Metallic

Sibilant

Air5 Pro+
XMEMS

Crisp & Warm Highs

Natural

Detailed

Rich Harmonics

SOUNDPEATS Air5 Pro+
A Revolution in Listening Feel

Earbud Side View

The Proof is in the Performance

Frequency Response & Total Harmonic Distortion Curve

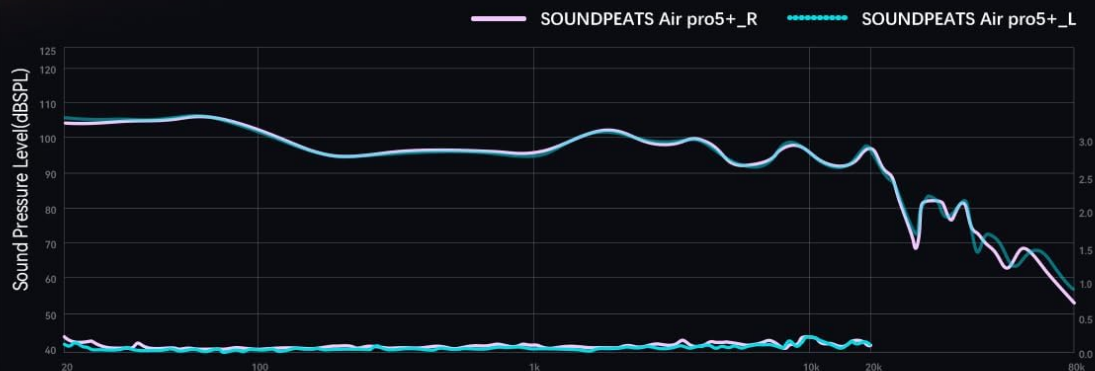
 <0.05% THD



4x Faster Response than Plastic Diaphragm



95x Harder than Plastic Diaphragm



SOUNDPEATS Air5 Pro+



Earbud Front View

4. SETUP

4.1 Wearing the Earbuds

To ensure optimal sound quality and comfort, wear the earbuds correctly:

1. Identify the left (L) and right (R) earbuds.
2. Insert the earbuds into your ears and rotate them slightly to find a comfortable and secure position.
3. Adjust the ear tips to ensure a snug fit for effective noise isolation.

Video: Demonstrates the correct way to wear SoundPEATS Air5 Pro+ earbuds for a secure and comfortable fit.

4.2 Initial Pairing

1. Open the charging case. The earbuds will automatically power on and enter pairing mode. The indicator light on the earbuds will flash.
2. Activate Bluetooth on your device (smartphone, tablet, etc.).
3. Select "SOUNDPEATS Air5 Pro+" from the list of available Bluetooth devices.
4. Once connected, you will hear a voice prompt confirming the successful pairing.

4.3 Connecting to Two Devices (Multipoint)

The Air5 Pro+ supports connecting to two devices simultaneously:

1. Ensure the earbuds are connected to the first device (Device A).
2. Disconnect the earbuds from Device A's Bluetooth settings. The earbuds will re-enter pairing mode.
3. Connect the earbuds to the second device (Device B).
4. Manually reconnect the earbuds to Device A from its Bluetooth settings.
5. The earbuds are now connected to both Device A and Device B. You can switch between devices by pausing playback on one and starting on the other.




Video: Guide on how to connect SoundPEATS Air5 Pro+ earbuds to two devices simultaneously.

4.4 SoundPEATS App Installation

For full customization and advanced features, download the official SoundPEATS app (PeatsAudio) from your device's app store. The app allows you to:

- Customize touch controls.
- Adjust EQ settings and choose presets.
- Select different noise control modes.
- Perform a fit test.
- Access a

Related Documents - Air5 Pro+

	SOUNDPEATS Air5 User Guide: Features, Operation, and Troubleshooting Comprehensive user guide for the SOUNDPEATS Air5 wireless earbuds, covering dual device connection, charging, wearing, controls, indicator lights, and troubleshooting tips. Includes multilingual instructions.
	SOUNDPEATS Air4 Pro Wireless Earbuds FAQ: Troubleshooting and Support Find answers to common questions about SOUNDPEATS Air4 Pro wireless earbuds, including Bluetooth pairing, sound issues, charging, app connectivity, and more.
	SOUNDPEATS Air5 Pro Wireless Earbuds User Guide Comprehensive user guide for the SOUNDPEATS Air5 Pro Wireless Earbuds, covering Bluetooth pairing, dual device connection, factory reset, controls, and charging indicators.



[SOUNDPEATS Air4 Pro Wireless Earbuds User Manual & Guide](#)

Comprehensive user manual for SOUNDPEATS Air4 Pro wireless earbuds. Learn about pairing, multi-point connection, controls, reset, and troubleshooting. Features Snapdragon Sound™ and AptX Lossless.

INDEX

FAQ

BLUETOOTH.....2

CHARGING.....4

TOUCH CONTROL.....5

APP.....6

CUSTOMER SERVICE TEAM.....6

[SoundPEATS Air4 Wireless Earbuds FAQ and Troubleshooting Guide](#)

Frequently asked questions and troubleshooting tips for SoundPEATS Air4 wireless earbuds, covering Bluetooth connectivity, sound issues, charging, touch controls, and app usage.

Capsule3 Pro User Guide

Notes

Introduction

Product Features

Specifications

Package Contents

Quick Start

Pairing

Controls

Charging

App

Reset

[SOUNDPEATS Capsule3 Pro Wireless Earbuds User Guide](#)

User guide for SOUNDPEATS Capsule3 Pro wireless earbuds, featuring Hi-Res Audio, LDAC, Hybrid Active Noise Cancellation, 6 mics for calls, Transparency Mode, and Game Mode. Covers setup, controls, reset, wearing, and FAQs.