

[Manuals.plus](#) /

> [uaue](#) /

> uaue T60 Smartwatch User Manual

uaue T60

uaue T60 Smartwatch User Manual

Model: T60

1. INTRODUCTION

This manual provides essential instructions for setting up, operating, and maintaining your uaue T60 Smartwatch. The T60 Smartwatch features a 1.96-inch HD display, Bluetooth calling capabilities, comprehensive health monitoring including heart rate, blood oxygen, and sleep tracking, over 110 sports modes, and IP68 water resistance. It is compatible with both Android and iOS devices.

2. WHAT'S IN THE BOX

Please verify that all items are present in the package:

- uaue T60 Smartwatch
- Charging Cable
- User Manual



Image: The smartwatch packaging showing the device, charging cable, and user manual.

3. SETUP GUIDE

3.1 Charging the Smartwatch

Before first use, fully charge your smartwatch. Connect the magnetic charging cable to the charging points on the back of the watch and plug the USB end into a power adapter (not included) or a computer's USB port. The watch will display a charging indicator. A full charge typically takes approximately 2 hours.

3.2 App Installation and Device Pairing

To unlock all features, download and install the **Glory Fit** application on your smartphone.

1. Scan the QR code in the manual or search for "Glory Fit" in your phone's app store (Google Play Store for Android, Apple App Store for iOS).
2. Install and open the Glory Fit app.
3. Ensure Bluetooth is enabled on your smartphone.
4. In the Glory Fit app, navigate to the device section and select "Add Device".
5. The app will search for available devices. Select "T60" or the device name displayed on your smartwatch.
6. Confirm the pairing request on both your phone and the smartwatch.

3.3 Bluetooth Calling Setup

To enable Bluetooth calling functionality:

1. After initial pairing, select "T60" for connection in the app. A pairing request will appear on your phone's system. Select "Pair".
2. Activate the Bluetooth switch on the smartwatch for calls. This allows the watch to make and play multimedia audio.
3. In your phone's Bluetooth settings, enable permissions for "T60" under System -> Bluetooth.
4. Once connected, you can use the smartwatch to answer or make calls directly.

Come Fare una Chiamata? Segui Questi Passaggi:

- 1** Dopo aver selezionato "Y88" per la connessione, apparirà una richiesta di abbinamento sul sistema del telefono: selezionare "Abbina".
- 2** Attiva l'interruttore Bluetooth per le chiamate sull'orologio (da utilizzare quando l'orologio non può effettuare chiamate o riprodurre audio multimediale).
- 3** Nelle impostazioni del telefono, attiva queste autorizzazioni per Y88 in Sistema → Bluetooth.
- 4** Una volta connesso, puoi usare l'orologio per rispondere/fare chiamate in qualsiasi momento.

Image: Step-by-step guide on how to enable and use the Bluetooth calling feature.

4. OPERATING THE SMARTWATCH

4.1 Display and Basic Navigation

The uauue T60 Smartwatch features a 1.96-inch HD touchscreen for easy interaction. Swipe across the screen to access different functions and menus.

1.96" HD Schermo Tattile



Super-Wide
Angolo di Visuale
Schermo efficiente con ottime prestazioni



HD:320*385
Altissima Risoluzione



Colori Precisi
Gamma Cromatica Ultra-Ampia



100+ Quadranti

Preinstallati in Glory Fit APP per Personalizzare il Tuo Smartwatch Unico



Image: The 1.96-inch HD display showcasing various watch faces and customization options.

4.2 Bluetooth Calling

Once set up, you can make and receive calls directly from your wrist. The watch displays recent contacts, a dial pad, and incoming call alerts.

OROLOGIO INTELLIGENTE

IOS 9.0+ | Android 4.4+

Display touch HD da 1,96 pollici

Chiamate Bluetooth

Resistente all'acqua IP68

110+ modalità sportive

100+ quadranti

App Glory Fit



Image: Overview of Bluetooth call features, including contact list, dial pad, and call history.

4.3 Health Monitoring

The smartwatch provides 24/7 health monitoring features:

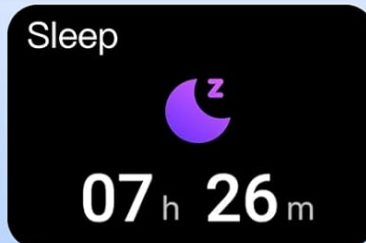
- **Heart Rate Monitor:** Tracks your heart rate throughout the day.
- **Blood Oxygen Monitoring:** Measures your blood oxygen saturation levels.
- **Sleep Tracking:** Analyzes your sleep patterns, including deep, light, and REM sleep.
- **Female Health Management:** Provides tracking and reminders for menstrual cycles.

Controllo della Salute 24/7 con Precisione

Monitor Cardiaco



Analisi Sonno



Livello Ossigeno

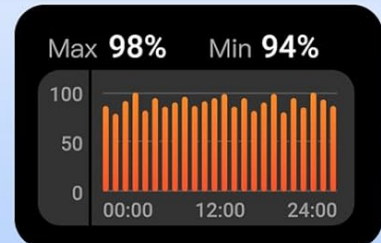



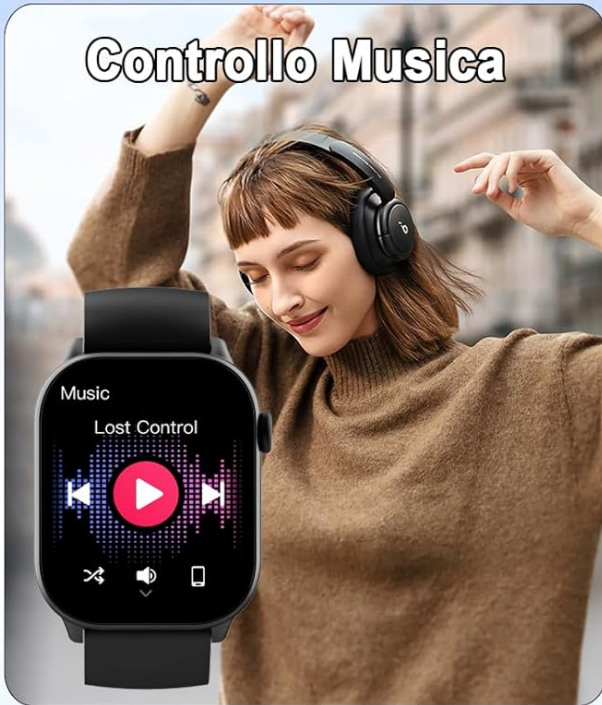
Image: Visual representation of the smartwatch's health monitoring capabilities.

4.4 Activity Tracking (110+ Sports Modes)

The T60 Smartwatch supports over 110 sports modes, allowing you to track various activities such as running, cycling, badminton, and more. It records steps, distance, calories burned, and heart rate during workouts.

Funzione Pratica

Controllo Musica



Controllo Fotocamera



Cronometro



Previsioni Meteo



Image: Examples of sports modes and activity tracking interface.

4.5 Notifications

Receive instant notifications for calls, messages, and social media apps directly on your smartwatch. Ensure notification permissions are enabled in the Glory Fit app and your phone's settings.



Image: The smartwatch displaying notifications from various social media platforms.

4.6 Other Practical Functions

The smartwatch includes several convenient tools:

- **Music Control:** Play, pause, skip tracks on your phone.
- **Camera Control:** Remotely trigger your phone's camera shutter.
- **Stopwatch:** For timing activities.
- **Weather Forecasts:** Get real-time weather updates.
- **Voice Assistant:** Interact with your phone's voice assistant.
- **Breathing Training:** Guided breathing exercises for relaxation.
- **Alarm:** Set silent alarms.

IP68 Impermeabile

Con grado di protezione IP68, questo orologio resiste a pioggia, schizzi e all'usura quotidiana.



Piovoso



Fare il bagno



Sudore



Batteria a Lunga Durata



30 Giorni

Tempo in Standby



7 Giorni

Usò Normale



2 Giorni

Tempo di Ricarica

Image: Overview of practical functions like music control, camera remote, stopwatch, and weather.

5. MAINTENANCE

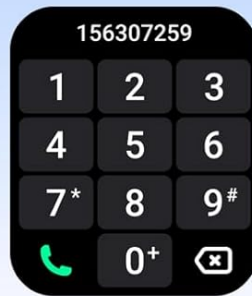
5.1 Water Resistance (IP68)

The uauè T60 Smartwatch is IP68 water-resistant, meaning it is protected against dust and can withstand immersion in water up to 1.5 meters for 30 minutes. It is suitable for daily use, such as washing hands, rain, and sweating. However, it is not recommended for hot showers, saunas, or diving, as steam and hot water can affect the seal.

Funzionalità di Chiamata e Risposta Bluetooth



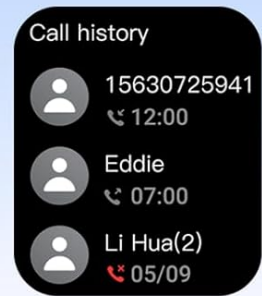
Contatti Recenti



Tastierino Telefonico



Chiamando



Elenco Chiamate Recenti

Il Mondo a Portata di Polso



Image: The smartwatch demonstrating its IP68 water resistance.

5.2 Battery Life and Charging

The smartwatch offers approximately 7 days of normal use and up to 30 days in standby mode. Charge the device using the provided magnetic charging cable. Avoid using damaged cables or chargers.

Energia Che Tiene Il Tuo Passo

 **30 Giorni**
tempo di standby

 **7 Giorni**
uso medio

 **2 Ore**
tempo di ricarica



Image: Information on battery life and charging.

5.3 Cleaning

Wipe the smartwatch and strap regularly with a soft, dry cloth. If necessary, use a slightly damp cloth and dry thoroughly. Avoid harsh chemicals or abrasive materials.

6. TROUBLESHOOTING

- **Device not turning on:** Ensure the smartwatch is fully charged. Connect it to the charger for at least 30 minutes.
- **Cannot pair with phone:**
 - a. Ensure Bluetooth is enabled on your phone and the smartwatch.
 - b. Make sure the smartwatch is within range of your phone.
 - c. Restart both your phone and the smartwatch.
 - d. Check if the Glory Fit app is updated to the latest version.
 - e. Forget the device in your phone's Bluetooth settings and try pairing again through the app.
- **Notifications not received:**
 - a. Ensure the smartwatch is connected to your phone via Bluetooth.
 - b. Check notification permissions in the Glory Fit app and your phone's system settings.
 - c. Make sure the app is running in the background.
- **Inaccurate health data:**
 - a. Ensure the smartwatch is worn snugly on your wrist, not too tight or too loose.
 - b. Clean the sensor on the back of the watch.
 - c. Environmental factors and movement can affect readings.

7. SPECIFICATIONS

Feature	Detail
Model Number	T60

Feature	Detail
Brand	uaue
Screen Size	1.96 Inches
Display Type	OLED
Connectivity Technology	Bluetooth
Wireless Communication Standard	Bluetooth
GPS	No GPS
Water Resistance Level	IP68 (Resistant to water up to 1.5 meters)
Battery Composition	Lithium Polymer
Average Battery Life	7 Days (Normal Use)
Compatible Devices	Laptop, PC, Smartphone, Tablet
Compatible Phone Models	iOS and Android
Supported Application	Fitness Tracker, Pedometer, Health and Wellness App (Glory Fit)
User Interface Interaction	Microphone, Touchscreen
Band Material Type	Silicone
Clasp Type	Buckle

8. WARRANTY AND SUPPORT

For warranty information or technical support, please refer to the contact details provided with your purchase or visit the official uaue website. Keep your proof of purchase for warranty claims.