

Luna Pro Age Massager

Goldenglow Luna Pro Age Massager Instruction Manual

Model: Luna Pro Age Massager (B0FSWMDQ2G)

1. INTRODUCTION

1.1 Welcome

Thank you for choosing the Goldenglow Luna Pro Age Massager. This manual provides essential information for the safe and effective use, maintenance, and troubleshooting of your device. Please read it thoroughly before first use and retain it for future reference.

1.2 Product Overview

The Goldenglow Luna Pro Age Massager is a compact, portable, and waterproof relaxation device designed for personal use. It features multiple frequency settings for both suction and vibration, offering a customizable experience. Its ergonomic design ensures a comfortable grip, and the device is conveniently rechargeable via USB.



Image 1.1: Main view of the Goldenglow Luna Pro Age Massager. This image displays the device in its entirety, highlighting its sleek, ergonomic design and vibrant pink color.

1.3 Key Features

- **Compact & Portable:** Designed for easy handling and transport.
- **Waterproof & Easy to Clean:** Allows for convenient cleaning and use in various environments.
- **Comfort Grip:** Ergonomically shaped for a secure and comfortable hold during use.

- **USB Rechargeable & Long Runtime:** Offers flexible charging options and extended use per charge.

2. SAFETY INFORMATION

2.1 Important Safety Instructions

To ensure safe operation and prevent injury or damage, please observe the following precautions:

- Do not use the device if it appears damaged or malfunctioning.
- Keep the device out of reach of children.
- Consult a healthcare professional before use if you have any medical conditions, are pregnant, or have sensitive skin.
- Avoid using the device on swollen, inflamed, or broken skin.
- Do not immerse the device in water for extended periods, despite its waterproof design.
- Use only the provided charging cable or a compatible USB charger.
- Do not attempt to disassemble or repair the device yourself. Contact customer support for assistance.

2.2 Legal Disclaimer

Statements regarding this device have not been evaluated by the FDA and are not intended to diagnose, treat, cure, or prevent any disease or health condition. This product is intended for personal relaxation and wellness purposes only.

3. PACKAGE CONTENTS

3.1 What's Included

Upon opening the package, please verify that all items are present:

- 1 x Goldenglow Luna Pro Age Massager
- 1 x USB Charging Cable
- 1 x User Manual (this document)

4. SETUP

4.1 Charging the Device

Before first use, fully charge the Goldenglow Luna Pro Age Massager. The device features magnetic charging for convenience.

1. Locate the magnetic charging port on the device.
2. Connect the provided USB charging cable to the device's magnetic charging port.
3. Plug the other end of the USB cable into a compatible USB power source (e.g., car charger, power bank, computer USB port, or power strip with USB output).
4. The indicator lights on the device will illuminate or flash to indicate charging status. Refer to the operating instructions for specific light indications.
5. Once fully charged, disconnect the device from the charging cable.



Image 4.1: This image illustrates the charging process and the main control buttons of the Goldenglow Luna Pro Age Massager. It shows the USB charging cable connected to the device and various compatible power sources like a car charger, power bank, computer, and power strip.

4.2 First Use

After charging, the device is ready for use. Ensure the device is clean before applying it to the skin.

5. OPERATING INSTRUCTIONS

5.1 Controls and Functions

The Goldenglow Luna Pro Age Massager features intuitive controls for easy operation.

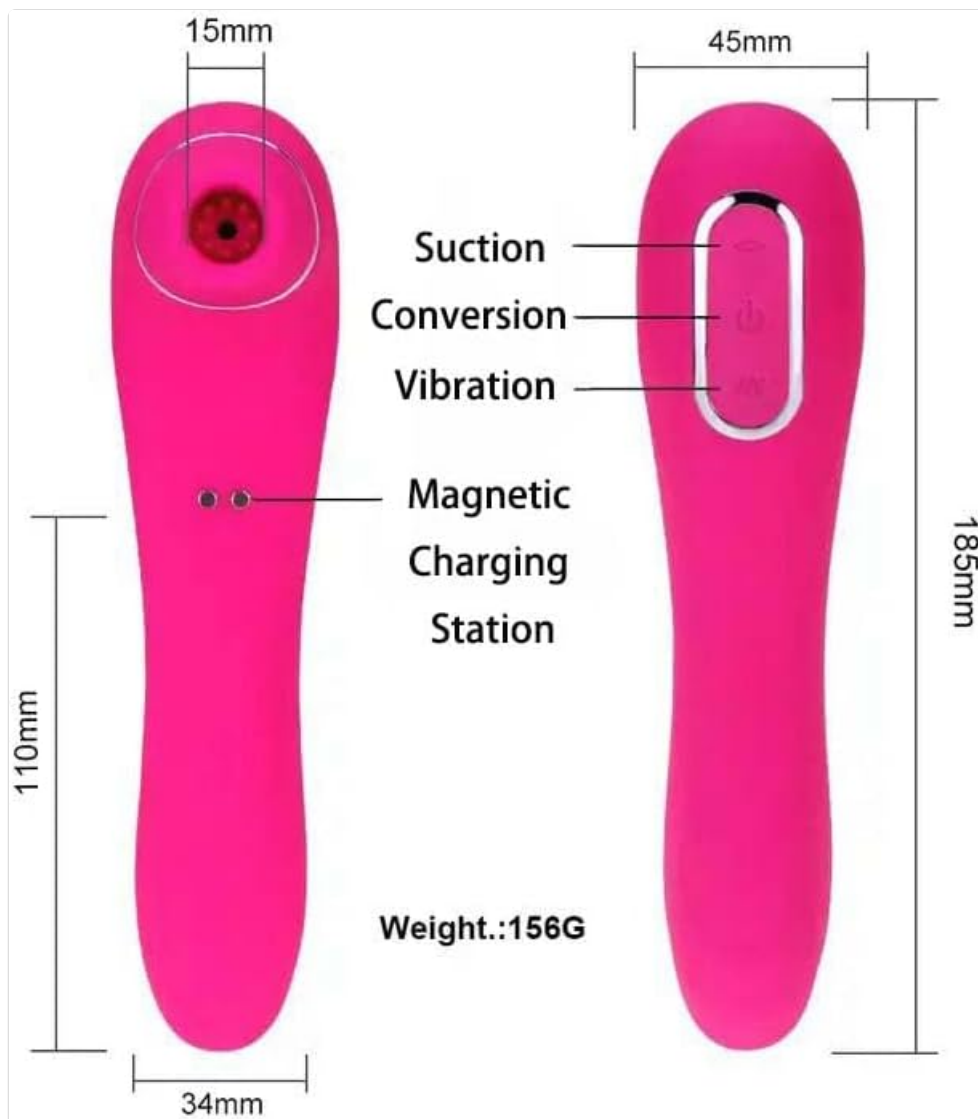


Image 5.1: This image provides a detailed view of the Goldenglow Luna Pro Age Massager, highlighting its dimensions and labeling the control buttons: Suction Conversion, On/Off, and Vibration. It also points out the magnetic charging station.

- **Power Button (On/Off):** Press and hold for 3 seconds to turn the device on or off.
- **Suction Frequency Button:** Press this button to toggle through the available suction frequencies. The device offers 10 distinct suction frequencies.
- **Vibration Frequency Button:** Press this button to toggle through the available vibration frequencies. The device offers 10 distinct vibration frequencies.

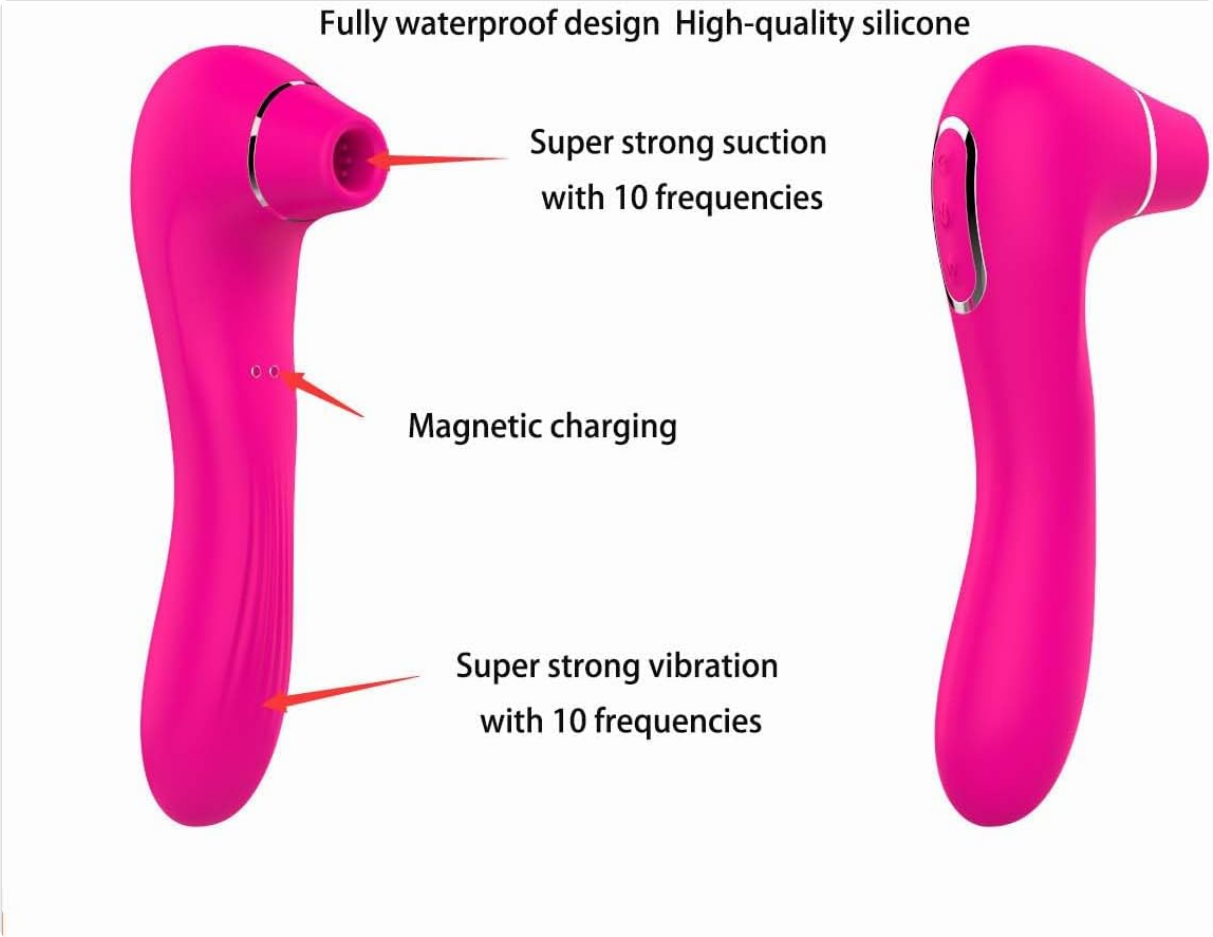


Image 5.2: This image highlights key features of the Goldenglow Luna Pro Age Massager, including its fully waterproof design, high-quality silicone material, super strong suction with 10 frequencies, magnetic charging, and super strong vibration with 10 frequencies.

10-frequency strong earthquake




Image 5.3: This image provides an illustrative cross-section of the Goldenglow Luna Pro Age Massager, depicting the internal mechanism responsible for its 10-frequency strong vibration.

5.2 Usage Guidelines

1. Ensure the device is fully charged before use.
2. Press and hold the Power button for 3 seconds to turn on the device.
3. Press the Suction Frequency button to cycle through the 10 suction modes until you find your preferred setting.
4. Press the Vibration Frequency button to cycle through the 10 vibration modes until you find your preferred setting.
5. Apply the device to the desired area of the body.
6. Adjust the intensity as needed using the frequency buttons.
7. After use, press and hold the Power button for 3 seconds to turn off the device.

6. MAINTENANCE

6.1 Cleaning and Care

Regular cleaning ensures hygiene and prolongs the life of your device.

- After each use, clean the device with mild soap and warm water.
- Rinse thoroughly to remove all soap residue.
- Dry the device completely with a soft, lint-free cloth before storing.
- Do not use alcohol, gasoline, or abrasive cleaners, as these may damage the silicone material.

6.2 Storage

- Store the device in a cool, dry place, away from direct sunlight and extreme temperatures.
- Keep the device away from sharp objects to prevent damage to the silicone.

7. TROUBLESHOOTING

7.1 Common Issues and Solutions

Problem	Possible Cause	Solution
Device does not turn on.	Low battery or not charged.	Charge the device fully using the provided USB cable.
Device does not charge.	Charging cable not properly connected or faulty power source.	Ensure the magnetic connection is secure. Try a different USB port or power adapter.
Weak suction/vibration.	Low battery or incorrect mode selected.	Recharge the device. Cycle through the frequency modes to select a stronger setting.
Device turns off unexpectedly.	Low battery.	Charge the device.

If you encounter issues not listed here or if the problem persists, please contact customer support.

8. SPECIFICATIONS

8.1 Technical Specifications

Feature	Detail
Product Dimensions (L x W x H)	7.28 x 1.76 x 2.6 inches (185mm x 45mm x 66mm)
Weight	Approximately 156g
Material	Acrylonitrile Butadiene Styrene (ABS) and Silicone
Color	Pink
Charging	USB Magnetic Charging
Waterproof Rating	Fully Waterproof Design
Suction Frequencies	10
Vibration Frequencies	10

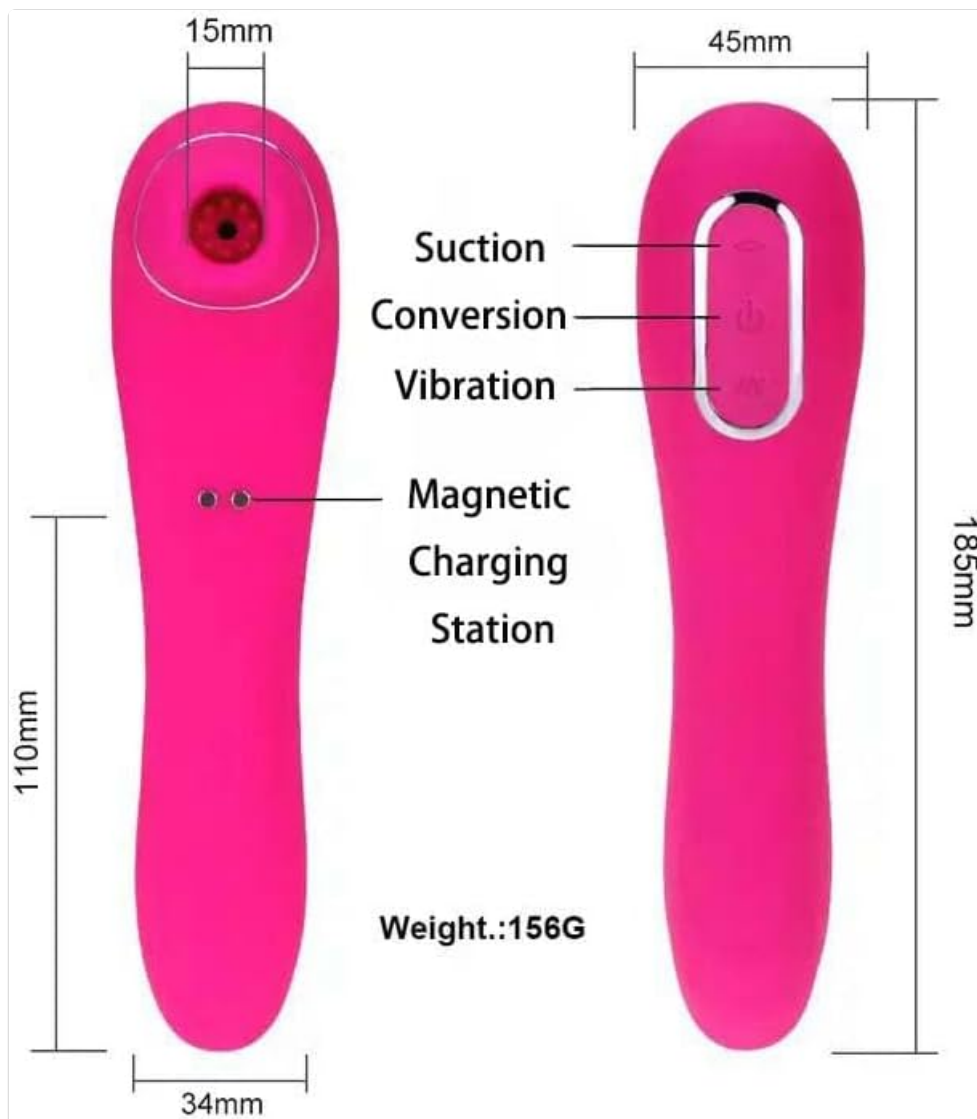


Image 8.1: This image provides a detailed view of the Goldenglow Luna Pro Age Massager, highlighting its dimensions (185mm length, 45mm width, 110mm head circumference, 34mm base width) and weight (156g).

9. WARRANTY AND SUPPORT

9.1 Warranty Information

This product comes with a standard manufacturer's warranty against defects in materials and workmanship. Please refer to the product packaging or contact your retailer for specific warranty terms and conditions. The warranty does not cover damage caused by misuse, accident, unauthorized modification, or normal wear and tear.

9.2 Customer Support

For technical assistance, warranty claims, or any questions regarding your Goldenglow Luna Pro Age Massager, please contact the retailer or manufacturer's customer service department. Please have your purchase information and product model number (B0FSWMDQ2G) ready when contacting support.

