

Manuals.plus /

> JBL /

> JBL Endurance Peak 4 Wireless Sport Earbuds User Manual

JBL JBL Endurance Peak 4

JBL Endurance Peak 4 Wireless Sport Earbuds User Manual

INTRODUCTION

Thank you for choosing the JBL Endurance Peak 4 Wireless Sport Earbuds. This manual provides essential information to help you set up, operate, and maintain your earbuds for optimal performance. Please read this manual thoroughly before using your product.



Image: JBL Endurance Peak 4 earbuds shown in an active outdoor environment.

WHAT'S IN THE BOX

Ensure all items are present in your package:

- 1 x JBL Endurance Peak 4 Headset
- 1 x Wireless Charging Case
- Ear Tips (various sizes)
- 1 x Amplifier (ear fin)

- 1 x QSG (Quick Start Guide) Safety Sheet
- 1 x Warranty / Warning Sheet



Image: The JBL Endurance Peak 4 earbuds and their charging case.

SETUP

1. Charging

Before first use, fully charge your earbuds and charging case. Connect the charging case to a power source using the provided USB-C cable. The LED indicators on the case will show the charging status. For optimal battery life, fully charge your True Wireless earbuds at least once every 3 months.



Image: The JBL Endurance Peak 4 charging case.

2. Secure Fit (TwistLock)

The JBL Endurance Peak 4 features an oval ear tip design and TwistLock technology for a secure and comfortable fit during workouts. The liquid silicone ear hook with memory wire adapts effortlessly to various ear sizes.

1. Insert the earbud into your ear.
2. Twist the earbud backward to lock it in place, ensuring the ear hook sits comfortably over your ear.
3. Adjust the ear tip for a snug seal to optimize sound quality and noise cancellation.



Image: A person wearing JBL Endurance Peak 4 earbuds, highlighting the secure fit.

3. Pairing with Bluetooth Devices

To connect your earbuds to a device:

1. Open the charging case. The earbuds will automatically enter pairing mode.
2. On your device (smartphone, tablet, computer), go to Bluetooth settings and select "JBL Endurance Peak 4" from the list of available devices.
3. For Android 6.0+ devices, Fast Pair is supported for quick connection.
4. For Microsoft Swift Pair (Windows 10 v1803+), quick connection is also supported.
5. The earbuds support seamless switching between two Bluetooth devices (multipoint pairing).

OPERATING INSTRUCTIONS

Power On/Off

- **Power On:** Open the charging case, or if already out of the case, press and hold the touch control area on both earbuds for a few seconds.
- **Power Off:** Place the earbuds back into the charging case and close the lid, or press and hold the touch control area on both earbuds for a few seconds until they power off.

Touch Controls

The earbuds feature touch-sensitive controls. Specific functions can be customized via the JBL Headphones App.

Action	Function (Default)
Single Tap (Left/Right)	Play/Pause, Answer Call
Double Tap (Left/Right)	Next Track, End Call
Triple Tap (Left/Right)	Previous Track
Press and Hold (Left)	Toggle Noise Cancelling / Ambient Aware
Press and Hold (Right)	Activate Voice Assistant

Adaptive Noise Cancelling & Smart Ambient

The earbuds feature Adaptive Noise Cancelling with four microphones to reduce distractions, allowing you to focus on your audio. Smart Ambient mode allows you to stay aware of your surroundings while listening to music.

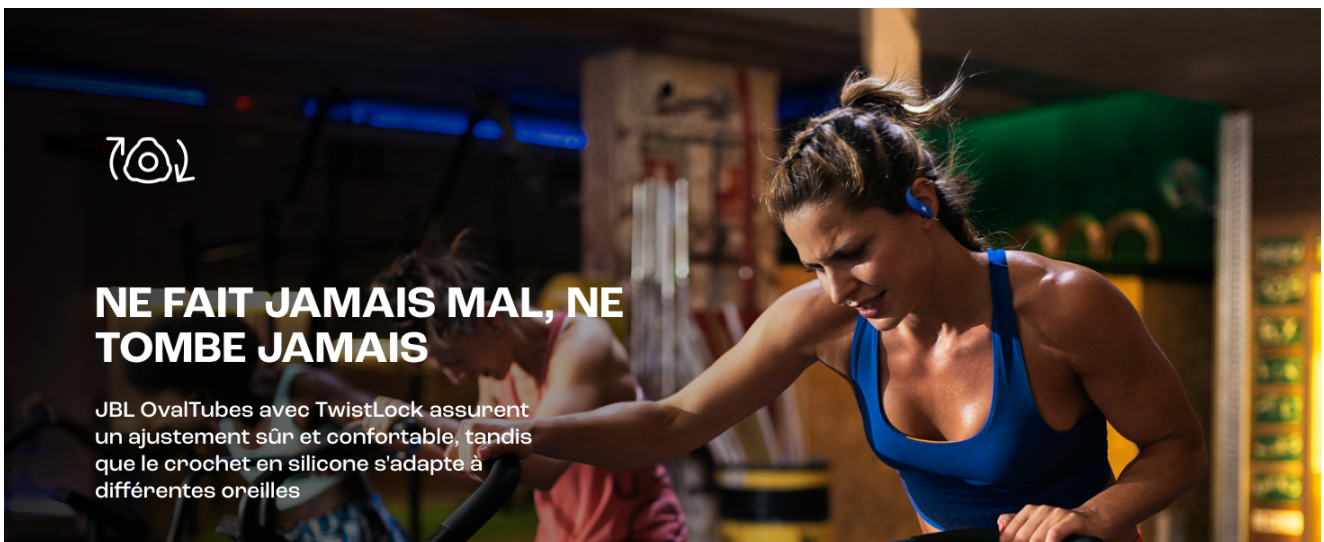



Image: A person exercising with earbuds, demonstrating focus with noise cancellation.

JBL Pure Bass Sound with Spatial Sound

Experience powerful stereo sound with deep, immersive bass thanks to the 10mm dynamic drivers and JBL Pure Bass Sound. Personalize your audio experience further with Personi-Fi 3.0.



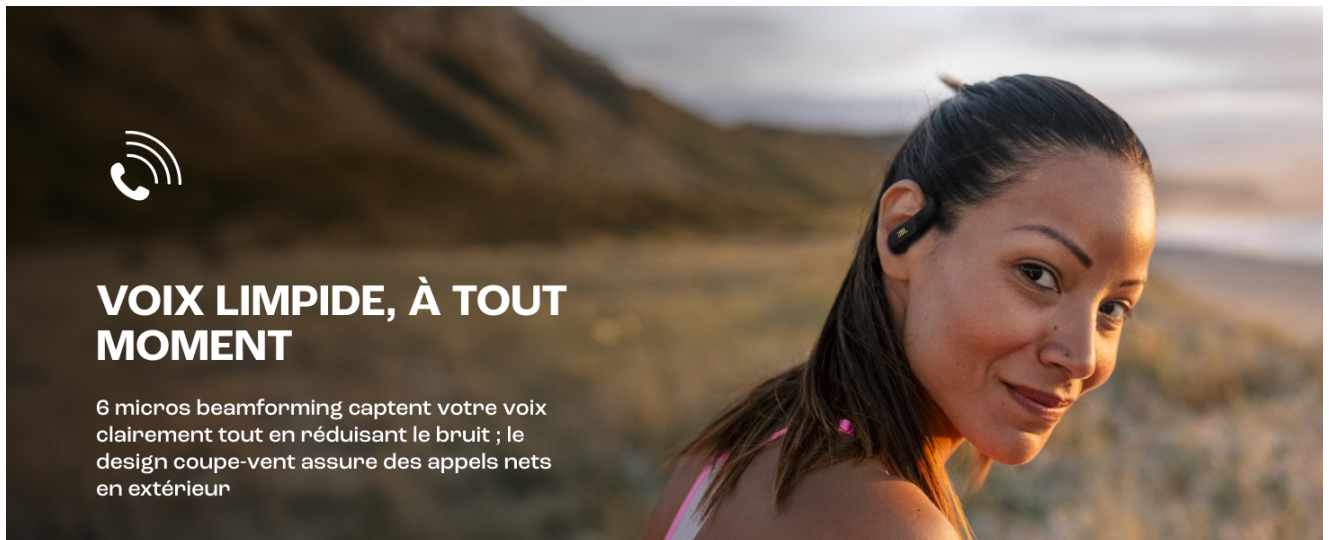
BLOQUEZ LES DISTRACTIONS, RESTEZ ATTENTIF

4 micros détecteurs de bruit réduisent les distractions, tandis que Smart Ambient vous permet de percevoir l'environnement

Image: Individuals in a gym setting, emphasizing the immersive sound for workouts.

Clear Calls

Six beamforming microphones capture your voice clearly while reducing background noise. The wind-cut design ensures clear outdoor calls.



VOIX LIMPIDE, À TOUT MOMENT

6 micros beamforming captent votre voix clairement tout en réduisant le bruit ; le design coupe-vent assure des appels nets en extérieur

Image: A woman using the earbuds for a call in an outdoor environment.

JBL Headphones App

Customize your listening experience with the JBL Headphones App. Gain more control over your music, adjust EQ settings, customize touch controls, and manage noise cancellation modes.

Battery Life

Enjoy up to 48 hours of total playback time. The earbuds provide 12 hours of listening, with an additional 3 full charges stored in the case. A quick 10-minute charge provides 4 more hours of playback.



Image: Earbuds and case illustrating extended battery life.

WEATHER RESISTANCE (IP68)

The JBL Endurance Peak 4 earbuds are IP68 certified, making them water and dustproof. This ensures they function reliably through sweat, rain, sand, and even under extreme conditions, making them ideal for any workout environment.



Image: Earbuds with water droplets, showcasing their weather resistance.

MAINTENANCE

To ensure the longevity and performance of your JBL Endurance Peak 4 earbuds:

- Clean the earbuds and charging contacts regularly with a dry, soft cloth.
- Avoid using abrasive cleaners or solvents.
- Store the earbuds in their charging case when not in use to protect them and keep them charged.
- Do not expose the earbuds or case to extreme temperatures.
- Ensure the charging port is dry before charging.

TROUBLESHOOTING

If you encounter issues with your earbuds, try the following solutions:

- **No Sound:** Ensure earbuds are charged and properly paired. Check volume levels on both earbuds and your connected device.
- **Pairing Issues:** Make sure Bluetooth is enabled on your device and the earbuds are in pairing mode. Try unpairing and re-pairing the earbuds.
- **Earbuds Not Charging:** Ensure the charging case is charged and the earbuds are correctly seated in the case with charging contacts aligned. Clean the charging contacts if necessary.
- **Poor Sound Quality:** Adjust the fit of the ear tips for a better seal. Ensure there are no obstructions between the earbuds and your device.
- **Controls Not Responding:** Ensure the touch control area is clean and dry. Try restarting the earbuds.

SPECIFICATIONS

Feature	Detail
Brand	JBL
Model Name	JBL Endurance Peak 4
Model Number	JBLENDUPEAK4BLKG
Color	Black/Grey
Ear Placement	In-Ear
Form Factor	True Wireless
Impedance	16 Ohms
Noise Control	Adaptive Noise Reduction
Frequency Response	20 Hz - 20 KHz
Sensitivity	108 dB
Connectivity Technology	Bluetooth
Bluetooth Version	4.0
Control Method	Application
Product Features	Noise Cancellation, Rechargeable Battery, Multipoint Pairing, Sweat Resistant
Water Resistance Level	IP68 (Waterproof)
Compatible Devices	Cell Phone, Tablet, Computer
Average Battery Life	48 Hours

WARRANTY AND SUPPORT

Your JBL Endurance Peak 4 earbuds come with a standard manufacturer's warranty. For detailed warranty information, please refer to the Warranty / Warning Sheet included in your product package. For technical support, troubleshooting assistance, or to inquire about repairs, please visit the official JBL support website or contact their

customer service.

You can also visit the [JBL Brand Store on Amazon](#) for more product information and accessories.