

## XIAOMI A Pro 2026

# XIAOMI QLED 32" A Pro 2026 Smart TV User Manual

Model: A Pro 2026 (6941948705524)

Brand: XIAOMI

[Introduction](#)

[Setup](#)

[Operation](#)

[Features](#)

[Specifications](#)

[Maintenance](#)

[Troubleshooting](#)

[Support](#)

## 1. INTRODUCTION

Welcome to the user manual for your new XIAOMI QLED 32" A Pro 2026 Smart TV. This guide provides essential information for setting up, operating, and maintaining your television to ensure optimal performance and enjoyment. Your new Smart TV combines advanced display technology with the intuitive Google TV platform, offering a seamless entertainment experience.

## 2. SETUP

### 2.1. Unboxing and Package Contents

Carefully remove the television and all accessories from the packaging. Ensure all components are present:

- XIAOMI QLED 32" A Pro 2026 Smart TV
- Remote Control
- Power Cable
- TV Stands (2x)
- Screws for Stand Assembly
- User Manual (this document)

### 2.2. Stand Assembly

If you choose to place the TV on a surface, attach the included stands:

1. Place the TV screen-down on a soft, flat surface to prevent scratches.
2. Align each stand with the corresponding slots on the bottom of the TV.
3. Secure each stand with the provided screws.

# Metallic design Epitome of quality

The TV adds a touch of sophistication to your home with the exquisite metal finish and craftsmanship.

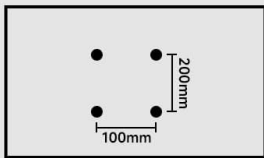


*Image: Close-up of the TV's metallic stand, highlighting its quality construction.*

## 2.3. Wall Mounting

For wall mounting, use a VESA-compatible bracket (not included). Refer to the dimensions image for VESA mount specifications (100x200mm).

# Xiaomi TV A Pro 32 2026



Wall mount 100\*200mm

Weight including base(kg) 3.2kg

Packing weight(kg) 3.1kg

Weight not including base(kg) 4.8kg

Image: Diagram showing the dimensions of the Xiaomi TV A Pro 32 2026, including height, width, depth, and VESA wall mount specifications (100x200mm).

## 2.4. Connecting Devices

Connect your external devices to the TV's ports:

- **HDMI:** Connect gaming consoles, Blu-ray players, or set-top boxes. This model features HDMI connectivity.
- **USB:** For media playback from USB drives.
- **Network (Ethernet):** For a wired internet connection.
- **Antenna/Satellite:** For broadcast TV signals.

Ensure all connections are secure before powering on the TV.

## 3. OPERATION

### 3.1. Power On/Off

Connect the power cable to the TV and a power outlet. Press the power button on the remote control or on the TV itself to turn it on or off.

### 3.2. Google TV Interface

Your TV runs on Google TV, which organizes movies, shows, and more from your apps and subscriptions. It provides personalized recommendations and access to over 10,000 apps through Google's powerful search engine.



## Entertainment you love with a little help from Google.

Google TV™ gathers films, shows, and more from your apps and subscriptions, organising them just for you. Looking for something new? Get curated recommendations, or search across over 10,000 apps and hundreds of free channels using Google's powerful search engine. With personalised profiles, everyone gets an experience tailored just for them.



\*Google TV is the name of this device's software experience and a trademark of Google LLC. Google, YouTube, Chromecast built-in and YouTube Music are trademarks of Google LLC.  
\*Requires Internet connection and Google Account. Subscription, download, or purchase may be required for viewing. Some apps, content, and/or features may not be available in all countries. Subject to availability.

*Image: The Google TV home screen displaying a variety of streaming applications and personalized content suggestions.*

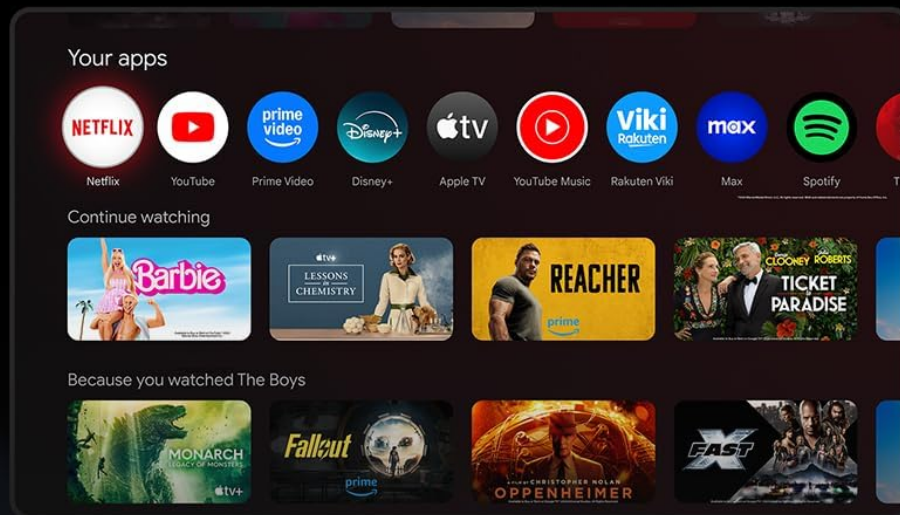
### 3.3. Voice Control with Google Assistant

Use your voice to control your TV and smart home devices. Simply press the Google Assistant button on your remote to get started. You can ask Google Assistant to find films, stream apps, play music, and more.



## Do more on your TV with your voice.

Your TV is more helpful than ever. Ask Google Assistant to find films, stream apps, play music, and control the TV—all with your voice. You can even get answers and control smart home devices this way. Simply press the Google Assistant button on the remote to get started.\*



\*Google Assistant is not available in certain languages and countries. Please refer to Google Assistant official website for more info.

\*Some apps, content, and/or features may not be available in all countries. Subject to availability.

\*Platforms and content may vary depending on your country or region. Please refer to the services available in your location for further details.

*Image: The Google Assistant logo and text explaining how to use voice commands to control the TV and access content.*

### 3.4. Remote Control

The 360° Bluetooth remote control offers convenient customization and allows you to search for content using your voice from any angle.

# 360° Bluetooth remote voice control

## Convenient customisation

Search for your favourite content using just your voice with 360° coverage. Button functions are fully customisable for your convenience.



*Image: A close-up of the TV's remote control, highlighting its Bluetooth connectivity and voice control button.*

### 3.5. Google Cast


Easily stream movies, shows, photos, and more from your phone or tablet directly to your TV using Google Cast. This feature requires Google Cast enabled apps on your mobile device.





## Stream from your phone

Easily cast movies, shows, photos, and more from your phone or tablet, right to your TV.\*



\*Requires Google Cast enabled apps.

*Image: A smartphone screen mirroring content to the television via Google Cast, displaying a vibrant landscape.*

## 4. FEATURES

### 4.1. QLED Quantum Dot Display

Experience captivating, realistic images with the QLED display, featuring a wide color gamut and precise color adjustment. It delivers vibrant, mesmerizing colors, supporting 1.07 billion colors and DCI-P3 94% color space, a standard used in Hollywood.

## QLED quantum dot Colourful lights

The QLED display with a wide colour gamut and precise colour adjustment delivers more captivating, realistic images. Adopting the DCI-P3 colour gamut standard used in Hollywood, it produces vibrant, mesmerising colours.



1.07 billion colours

DCI-P3 94%



*Image: An illustration of QLED quantum dot technology, showing layers of display components and a vibrant image on screen.*

### 4.2. Low Blue Light for Eye Comfort

The next-generation DC dimming technology smoothly controls screen brightness and eliminates backlight flicker. The available eye comfort mode effectively reduces blue light, allowing for worry-free enjoyment of stunning visuals.



## Low blue light Eye comfort

Next-generation DC dimming technology smoothly controls screen brightness and eliminates backlight flicker. The available eye comfort mode effectively reduces blue light, allowing the worry-free enjoyment of stunning visuals.

**Low blue light mode** | **DC dimming**



*Image: A person watching the TV in a dimly lit room, illustrating the low blue light feature for eye comfort.*

### 4.3. Dolby Audio & DTS:X

Equipped with dual high-power speakers, the TV delivers fuller treble and richer bass. Enjoy a cinematic experience at home with dynamic and crystal-clear sound certified by Dolby Audio & DTS:X.

# Dolby Audio & DTS:X

## Exceptional dual speakers

Equipped with dual high-power speakers delivering a fuller treble and richer bass, you can enjoy a cinematic experience in your own home with dynamic and crystal-clear sound certified by Dolby Audio & DTS:X.



*Image: The TV screen displaying a wave, with sound waves emanating from the bottom, illustrating Dolby Audio and DTS:X features.*

### 4.4. Full-Screen Display

The TV features an ultra-high screen-to-body ratio with almost invisible borders, providing a more immersive experience when watching films and gaming.

## Full-screen display Unrestricted view

Featuring an ultra-high screen-to-body ratio with almost invisible borders for a more immersive experience when watching films and gaming.




*Image: A comparison of a standard TV screen with a full-screen display, highlighting the minimal bezels for an immersive view.*

### 4.5. Leading Performance

With a powerful quad-core processor, 1.5GB of RAM, and 8GB of storage, you can enjoy smooth performance and easily download applications.

# Rendimiento líder Operación fluida

Con un potente procesador de cuatro núcleos y 1.5GB de RAM + 8GB de almacenamiento, podrás disfrutar de un rendimiento fluido y descargar aplicaciones con facilidad.



*Image: A detailed view of the TV's internal processor and memory components, illustrating its leading performance capabilities.*

## 4.6. Wireless Connectivity

The TV supports Bluetooth 5.0 and Dual-band Wi-Fi for seamless wireless connections to your devices and network.

## Wireless connection Enjoy more precious moments



Bluetooth 5.0



Dual-band Wi-Fi

*Image: Icons representing Bluetooth 5.0 and Dual-band Wi-Fi, indicating the TV's wireless connectivity options.*

### 4.7. Metallic Design

The TV features an exquisite metal finish and craftsmanship, adding a touch of sophistication to your home decor.



# Metallic design Epitome of quality

The TV adds a touch of sophistication to your home with the exquisite metal finish and craftsmanship.



*Image: Two close-up shots showcasing the TV's metallic stand and slim side profile, emphasizing its quality design.*

## 5. SPECIFICATIONS

Feature	Description
Brand	XIAOMI
Model Number	6941948705524
Screen Size	32 Inches
Display Technology	QLED
Resolution	1366 x 768 pixels (HD) <i>Note: While marketed as '4K', the official product information sheet specifies HD resolution.</i>
Refresh Rate	60 Hz
Operating System	Google TV

Feature	Description
Audio Technology	Dolby Audio, DTS:X
Connectivity	HDMI, USB, Ethernet, Bluetooth 5.0, Dual-band Wi-Fi
Dimensions (LxWxH)	120 x 2 x 120 cm
Weight	6 kg
Energy Efficiency Rating	F
EPREL Registration	<a href="#">2194746</a>

## Product Information Sheet

COMMISSION DELEGATED REGULATION (EU) 2019/2013 with regard to energy labelling of electronic displays

	Parameter	Parameter or value and precision	Unit
1.	Supplier's name or trademark.	XIAOMI	
	Supplier's address.	Andy Chen, Prinses Beatrixlaan 582, 2595BM, The Hague, NL	
2.	Model identifier	L32MB-APEU	
3.	Energy Efficiency Class for Standard Dynamic Range (SDR)	E	
4.	On mode power demand in SDR	25,0	W
5.	Energy Efficiency Class for High Dynamic Range (HDR)	G	
6.	On mode power demand in HDR, if implemented	40,0	W
7.	Off mode, power demand, if applicable	n.a.	W
8.	Standby mode power demand, if applicable	0,5	W
9.	Networked standby mode power demand, if applicable	2,0	W
10.	Electronic display category	Television	
11.	Size ratio	16 : 9	
12.	Screen resolution	1 366 x 768	pixels
13.	Screen diagonal	80,0	cm
14.	Screen diagonal	32	inches
15.	Visible screen area	27,4	dm <sup>2</sup>
16.	Panel technology used	LED LCD	
17.	Automatic Brightness Control (ABC) available	No	
18.	Voice recognition sensor available	No	
19.	Room presence sensor available	No	
20.	Image refresh frequency rate (default)	60	Hz
21.	Minimum guaranteed availability of software and firmware updates (from the date of end of the placement on the market)	8	Years
22.	Minimum guaranteed availability of spare parts (from the date of end of the placement on the market)	7	Years
23.	Minimum guaranteed product support	7	Years
	Minimum duration of the general guarantee offered by the supplier	2	Years
24.	Power supply type	Internal	
25.	External power supply (non standardized and included in the product box)		
	i	-	
	ii	Input voltage	- V

Page: 1 / 2

iii	Output voltage	-	V
26.	External standardised power supply (or suitable one if not included in the product box)		
	i	-	
	ii	Required output voltage	- V
	iii	Required delivered current (minimum)	- A
	iv	Required current frequency	- Hz

Model placed on the Union market from 13/02/2025.



EPREL registration number: 2194746

<https://eprel.ec.europa.eu/qr/2194746>

Supplier: Xiaomi Technology Netherlands B.V. (Authorised representative)

Website:

Customer care service:

Name: Andy Chen

Website:

Email: [chenbo8@xiaomi.com](mailto:chenbo8@xiaomi.com)

Phone: +86 010 8088 6666

Address:

Prinses Beatrixlaan 582, 2595BM, The Hague  
Netherlands

Image: Official Product Information Sheet detailing technical specifications and energy efficiency.

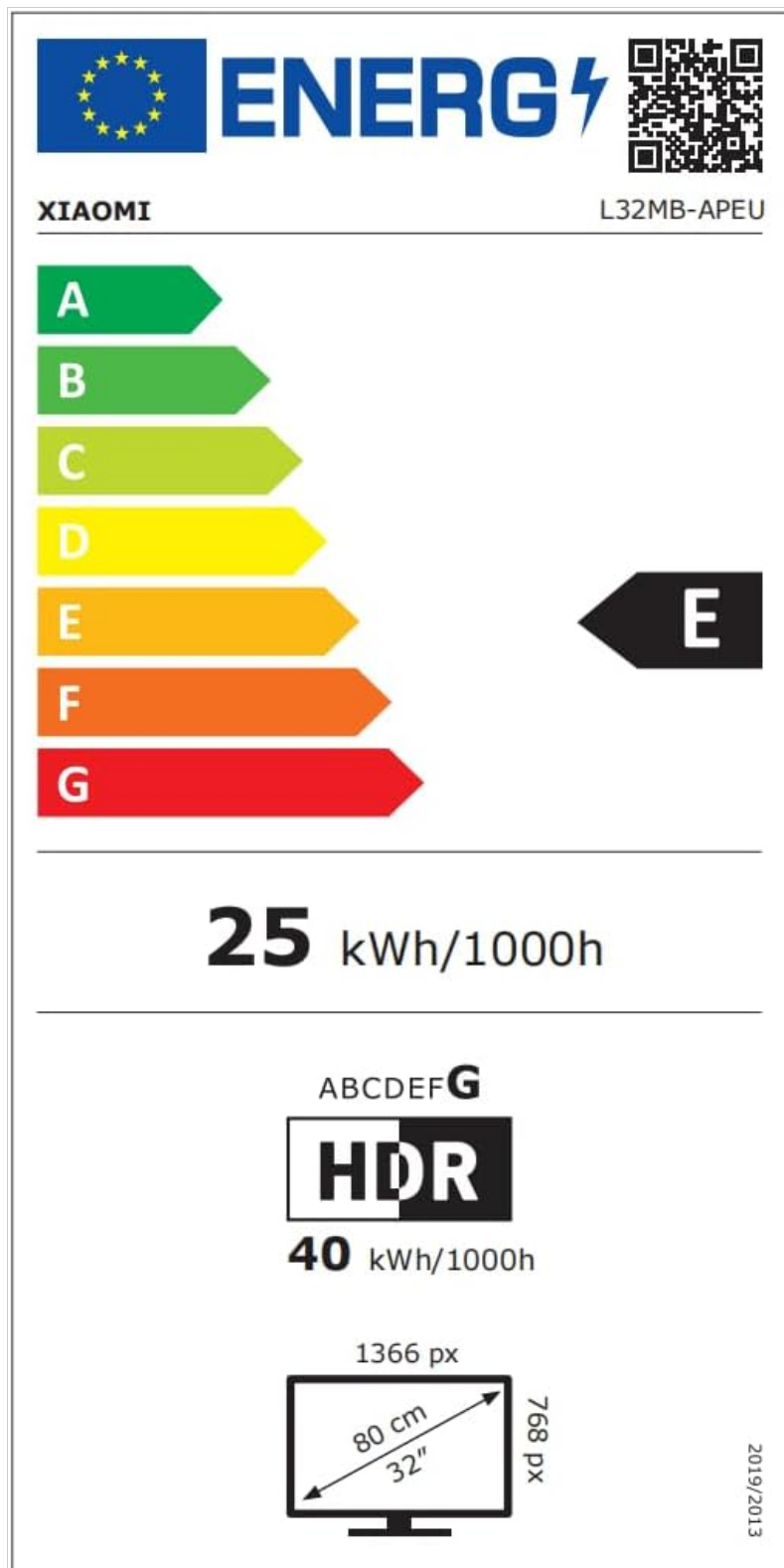


Image: The EU Energy Efficiency Label for the Xiaomi TV, showing its rating and power consumption.

## 6. MAINTENANCE

### 6.1. Cleaning the TV

To clean the screen, gently wipe it with a soft, lint-free cloth. For stubborn marks, lightly dampen the cloth with water or a screen-cleaning solution. Avoid using harsh chemicals or abrasive materials. Clean the TV's exterior with a soft, dry cloth.

### 6.2. Software Updates

Your TV may receive automatic software updates to improve performance and add new features. Ensure your TV is connected to the internet to receive these updates. You can also manually check for updates in the TV's settings menu.

## 7. TROUBLESHOOTING

Problem	Solution
No Power	Check if the power cable is securely connected to the TV and the power outlet. Ensure the power outlet is functional.
No Picture/Sound	Verify that the correct input source is selected. Check all cable connections (HDMI, antenna, etc.) for looseness or damage.
Remote Control Not Working	Replace the batteries in the remote control. Ensure there are no obstructions between the remote and the TV.
Network Connection Issues	Restart your router and modem. Check Wi-Fi settings on the TV or ensure the Ethernet cable is properly connected.
Slow Performance	Close unused applications. Clear cache and data from apps in the TV settings. Consider uninstalling rarely used apps to free up storage.

## 8. WARRANTY

Your XIAOMI QLED 32" A Pro 2026 Smart TV comes with a standard manufacturer's warranty. Please refer to the warranty card included in your product packaging or visit the official Xiaomi website for detailed terms and conditions regarding warranty coverage and service.

## 9. SUPPORT

For further assistance, technical support, or to access additional resources, please visit the official Xiaomi support website or contact their customer service. You can also find more product information via the EPREL database using the registration number: [2194746](#).

### 9.1. Official Product Video

Your browser does not support the video tag.

*Video: An official product video from Xiaomi showcasing the features of the Xiaomi TV F Pro 32 2026, including its design, display, and smart functionalities.*