



Manuals.plus /

› **Einhomn** /

› Einhomn Full Size Velvet Bed Frame with Charging Station (Model 832A1) Instruction Manual

Einhomn 832A1

Einhomn Full Size Velvet Bed Frame with Charging Station

MODEL: 832A1 INSTRUCTION MANUAL

Introduction

This manual provides detailed instructions for the assembly, operation, and maintenance of your Einhomn Full Size Velvet Bed Frame with an integrated charging station. Please read all instructions carefully before assembly and retain this manual for future reference.



Image: Einhorn Full Size Velvet Bed Frame with Charging Station (Beige).

Safety Information

- **Weight Capacity:** Do not exceed the maximum load capacity of 1000 pounds for this bed frame. Overloading can cause damage and potential injury.
- **Anti-collision Features:** The bed frame is designed with rounded corners and includes fluorescent stickers for the legs. Apply these stickers to the bed legs to enhance visibility and prevent accidental bumping, especially in low-light conditions.
- **Assembly:** Ensure all bolts and screws are securely tightened during assembly. Periodically check and re-tighten fasteners to maintain stability.
- **Electrical Safety:** When using the integrated charging station, ensure that devices are compatible with the provided power specifications (2 AC outlets, 2 USB ports). Do not overload the outlets. Keep liquids away from the charging station.
- **Mattress Placement:** The bed frame features an embedded design to keep the mattress in place. Ensure your mattress is properly seated within the frame to prevent sliding.



Fluorecent Stikers

Prevent your toes away from bumping in the evening

Image: Bed leg with a fluorecent sticker, designed to prevent accidental bumping in low light conditions.



Safer Rounded
Corners



Super Soft &
Comfortable



Skin-friendly &
Breathable Velvet

Image: Detail showing the safer rounded corners of the bed frame and the soft, skin-friendly, breathable velvet upholstery.

Package Contents

Before beginning assembly, verify that all components listed below are present and undamaged. If any parts are missing or damaged, please contact customer support.

- Headboard (with integrated charging station)
- Footboard
- Side Rails
- Metal Slats
- Support Legs
- Assembly Hardware (screws, bolts, washers, Allen wrench)
- Instruction Manual
- Fluorescent Stickers

Assembly Instructions

Assembly is designed to be straightforward, typically taking approximately 30 minutes with the included tools. Follow the step-by-step guide provided in the separate instruction leaflet included in your package. Ensure all connections are secure before use.

Key features for easy assembly include a drop-in design for slats and clearly labeled parts.



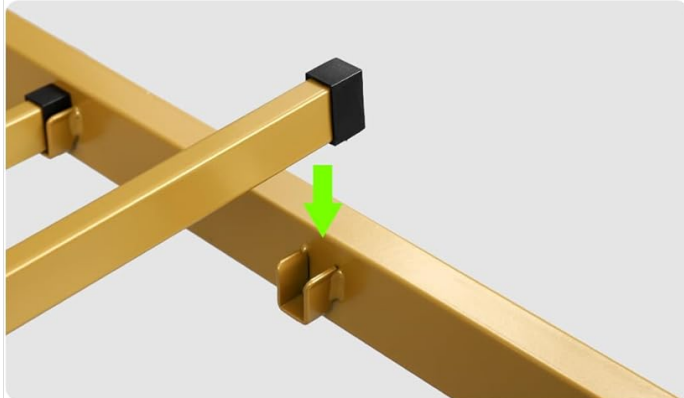
Image: Overview of bed frame features including 30-minute quick assembly, EVA foam for noise reduction, anti-scratch foot pads, and night-visible toe stickers.



1

Sturdy Structure


Heavy duty base & metal slats



2

Easy Assembly

Drop-in design for easier assembly



3

Noise -Free

Pasted EVA foams, no squeaking

Image: Three panels detailing the bed frame's sturdy structure with heavy-duty base and metal slats, easy drop-in assembly, and noise-free design with EVA foam.

Assembly Video Guide

Your browser does not support the video tag.

Video: Detailed assembly guide for the Einhorn Full Size Velvet Bed Frame.

Operating Instructions (Charging Station)

The integrated charging station provides convenient power access directly from your headboard.

- **Power Connection:** Connect the attached 6.6-foot power cord from the headboard to a standard wall outlet.
- **AC Outlets:** Two 110V/12A AC outlets are available for powering larger electronics such as laptops or lamps.
- **USB Ports:** One standard USB port and one Type-C USB port are provided for charging mobile phones, tablets, and other USB-powered devices.
- **Usage:** Simply plug your devices into the appropriate ports. Ensure devices are compatible with the power

output.



Image: Close-up of the integrated charging station on the headboard, featuring two AC outlets, one USB port, and one Type-C port, with a 6.6-foot power cord.

Maintenance

- **Velvet Upholstery:** Regularly vacuum the velvet fabric using a soft brush attachment to remove dust and debris. For spills, blot immediately with a clean, dry cloth. For stubborn stains, consult a professional upholstery cleaner or use a mild fabric cleaner designed for velvet, testing on an inconspicuous area first. Avoid harsh chemicals.
- **Metal Frame:** Wipe the metal frame with a soft, damp cloth to remove dust. Avoid abrasive cleaners or harsh chemicals that could damage the finish.
- **Fasteners:** Periodically check all bolts and screws to ensure they remain tight. Re-tighten as necessary to maintain the bed frame's stability and prevent squeaking.
- **Underbed Area:** The 12-inch underbed clearance allows for easy cleaning. Regularly clean this area to prevent dust accumulation.



Image: Illustration of the 12-inch underbed clearance, suitable for storage containers and keeping the area tidy.

Troubleshooting

- **Bed Frame Squeaking:** The bed frame is designed with EVA foam adhered to the base to reduce friction and prevent noise. If squeaking occurs, ensure all assembly bolts are tightened. Check for any loose connections or components.
- **Mattress Sliding:** This bed frame features an embedded design to keep the mattress in place. Ensure your mattress is correctly positioned within the frame's edges. If sliding persists, consider using a non-slip mattress pad.
- **Charging Station Not Working:**
 - a. Verify the bed frame's power cord is securely plugged into a functional wall outlet.
 - b. Check if the wall outlet itself is receiving power (e.g., by plugging in another device).
 - c. Ensure the device you are trying to charge is properly connected to the USB or AC port and is not faulty.
 - d. Avoid overloading the charging station with too many high-power devices simultaneously.



Anti-Drop Design for Effortless Sleep



Embedded Design

Keep mattress in place

VS



Regular Design

Easy to slide



Image: Comparison illustrating the embedded design of the bed frame that keeps the mattress in place versus a regular design where the mattress can slide.

Specifications

Size	Full
Product Dimensions (L x W x H)	80.5" x 56" x 44"
Underbed Clearance	12"
Weight Capacity	1000 lbs
Material	Velvet Fabric, Metal
Color	Beige
Charging Station	2 AC Outlets, 1 USB Port, 1 Type-C Port
Assembly Required	Yes
Box Spring Required	No

FULL SIZE

L x W x H : 80.5" * 56" * 44"

Mattress Recommend: 8" - 12"

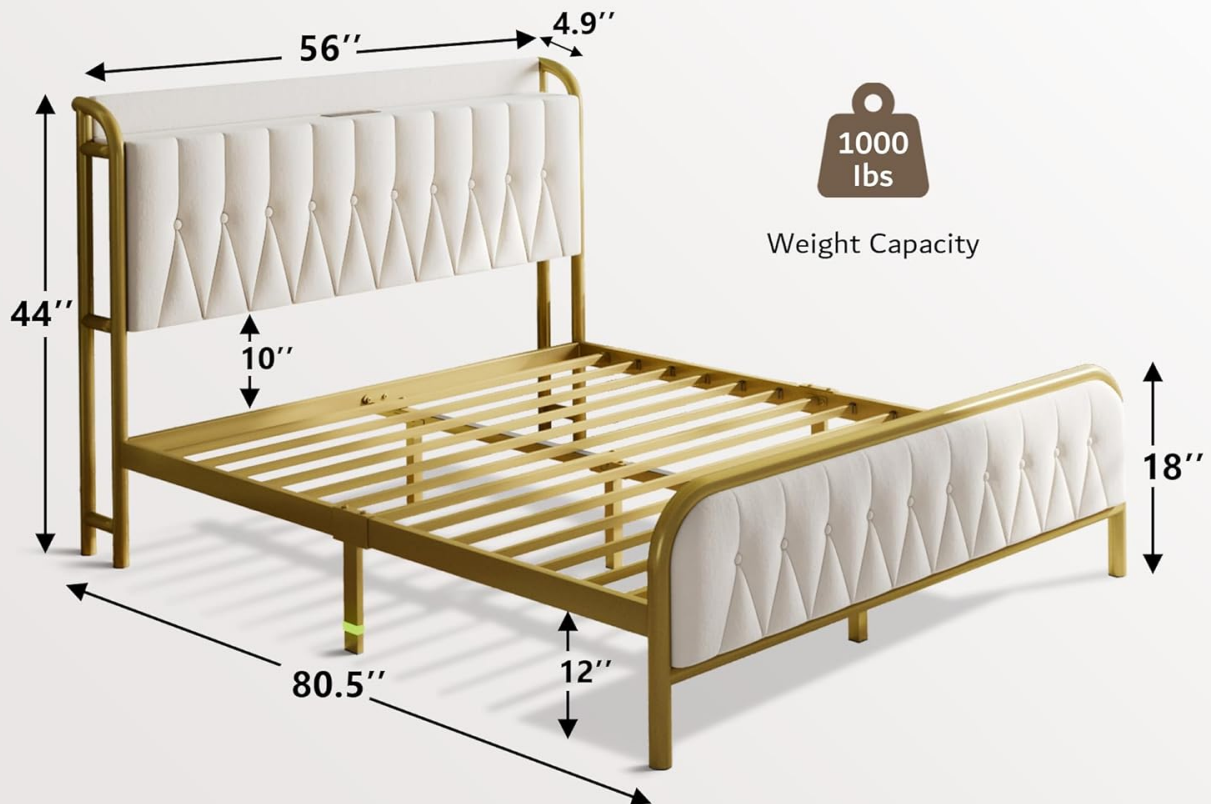


Image: Dimensional diagram of the Einhorn Full Size Bed Frame, showing length 80.5", width 56", height 44", and 12" underbed clearance. Mattress recommendation: 8"-12" thick. Weight capacity: 1000 lbs.

Warranty and Support

Your Einhorn Full Size Velvet Bed Frame is covered by a 90-day easy return policy. For any questions, concerns, or assistance with assembly or parts, please contact Einhorn customer support. Refer to your purchase documentation for specific contact details.

We are committed to providing a satisfactory experience with your product.