

[Manuals.plus](#) /

› [Bidet Buddy](#) /

› Bidet Buddy Evolv Portable Bidet Instruction Manual (Model BB-EVOLV)


Bidet Buddy BB-EVOLV

Bidet Buddy Evolv Portable Bidet

Instruction Manual - Model BB-EVOLV

1. INTRODUCTION

The Bidet Buddy Evolv Portable Bidet is a rechargeable electric handheld sprayer designed to provide personal hygiene on the go. This manual provides essential information for the safe and effective use, maintenance, and troubleshooting of your device.



The Bidet Buddy Evolv is designed for versatile use, providing hygiene solutions for travel, camping, and home environments.

2. SAFETY INFORMATION

- Use only clean, potable water. Do not use water that is boiling or excessively hot, as this may cause burns or damage the device.
- Do not use the device for purposes other than personal hygiene.
- Keep the device out of reach of children.

- Ensure the charging port cover is securely sealed before exposing the device to water to maintain its IPX7 waterproof rating.
- Do not attempt to disassemble or repair the device yourself. Contact customer support for assistance.
- Avoid using abrasive cleaners or harsh chemicals on the device.

3. PACKAGE CONTENTS

Verify that all items are present in your package:

- Bidet Buddy Evolv Portable Bidet Unit
- 530ml Water Bottle
- USB-C Charging Cable
- Travel Pouch
- Quick Start Guide (this manual)

Trusted by
50,000+
USERS



12,000+
Happy Users



Loved for its
Premium Design &
Performance



AS SEEN ON

DAILY NEWS myMOTHERLODE.com The Chronicle Journal openPR® THE GLOBE AND MAIL BENZINGA

4. SETUP

1. **Charge Before First Use:** Connect the USB-C cable to the bidet unit and a power source. Charge for 2-3 hours until the battery is fully charged. The LED display will indicate charging status.
2. **Prepare the Bottle:** Ensure the O-ring on the bidet unit is properly seated.
3. **Fill with Clean Water:** Fill the included 530ml bottle with warm or cool water. Avoid using boiling water. The device can also connect to most standard water bottles.
4. **Attach Evolv Unit:** Align the sprayer body with the bottle and twist it securely until it clicks into place.



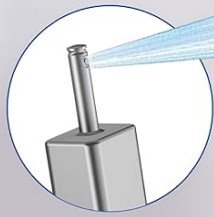
Visual guide for initial setup and usage steps.

5. OPERATING INSTRUCTIONS

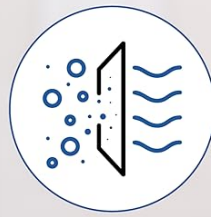
1. **Power On & Select Mode:** Press and hold the power button for approximately 5 seconds to turn on the device. Briefly press the power button to cycle through the three cleaning modes: Low (350ml/min), Medium (500ml/min), and High (700ml/min). The LED display will show the selected mode and battery life.
2. **Positioning:** Position the retractable nozzle for comfortable and effective cleansing. The device can be used from the front or back.
3. **Cleaning:** Once the desired mode is selected, the spray will activate. Move the bidet as needed for complete coverage.
4. **Power Off:** Press and hold the power button again to turn off the device.

RETRACTABLE **NOZZLE** SYSTEM

Stay Hygienic with Every Use



**Self-Retracting
Nozzle With Gasket
Protection**



**Built-In Micro
Mesh Filter Removes
Impurities**

The Bidet Buddy Evolv offers three adjustable water flow modes for personalized cleansing.

Your browser does not support the video tag.

Watch this video for a demonstration of the Bidet Buddy Evolv's features and operation.

6. MAINTENANCE AND CARE

- **Regular Rinse:** After each use, rinse the bidet unit under warm water to prevent mineral buildup and ensure consistent flow.
- **Deep Clean Routine:** Monthly, soak the bidet base (excluding the charging port) in a 50/50 vinegar-water solution for 10-15 minutes to remove stubborn deposits.
- **Battery Care:** Fully charge the battery before first use. If not used regularly, recharge every 2 months to maintain battery health and prevent long-term failure.
- **Empty After Every Use:** Do not store water in the bottle for extended periods. Empty and dry the bottle after each use. The device is not designed to store drinks.
- **Seal Before Washing:** Always close the silicone charging port cover tightly before rinsing or exposing the device to water.
- **Self-Clean Technology:** Small drips from the nozzle are normal and indicate the Evolv's auto-cleaning function is active.
- **Filter Protection:** The built-in non-removable metal mesh filter helps keep water clean and flow consistent. Regular rinsing helps maintain its effectiveness.



- ✓ LED digital screen
- ✓ 1100mAh Battery, 90 Uses Per Charge.
- ✓ USB-C universal port
- ✓ IPX7 waterproof

Key maintenance and care steps to ensure the longevity and performance of your Bidet Buddy Evolv.

7. TROUBLESHOOTING

Problem	Possible Cause	Solution
Device does not turn on	Low or depleted battery	Charge the device fully using the provided USB-C cable.
Weak or inconsistent spray	Low battery, clogged filter, or insufficient water in bottle	Ensure battery is charged. Rinse the bidet unit to clear the filter. Refill the water bottle.
Water leakage from bottle connection	O-ring not seated correctly or bottle not securely attached	Check that the O-ring is properly in place. Twist the bidet unit onto the bottle firmly until it clicks.
Nozzle does not retract/extend smoothly	Debris or mineral buildup	Rinse the nozzle area thoroughly. Perform a deep clean with vinegar-water solution if needed.

8. SPECIFICATIONS

Feature	Detail
Model Number	BB-EVOLV
Dimensions	1.5 x 1.25 x 5.75 inches (Bidet Unit)
Item Weight	1.43 pounds
Material	Acrylonitrile Butadiene Styrene (ABS)
Battery Type	1100mAh Lithium Polymer
Charging Port	USB-C

Feature	Detail
Water Bottle Capacity	530ml (included)
Water Flow Modes	Low (350ml/min), Medium (500ml/min), High (700ml/min)
Waterproof Rating	IPX7



Dimensions and key features of the Bidet Buddy Evolv.

9. WARRANTY AND SUPPORT

The Bidet Buddy Evolv Portable Bidet comes with a **1-year warranty** from the date of purchase, covering manufacturing defects under normal use. Please retain your proof of purchase for warranty claims.

For any questions, technical support, or warranty inquiries, please contact our U.S.-based customer support team:

- **Email:** Refer to your Quick Start Guide or product packaging for specific contact email.
- **Phone:** Refer to your Quick Start Guide or product packaging for specific contact phone number.
- **Live Chat:** Available through the official Bidet Buddy website.

Our team is available to assist you with any product-related concerns.

MAINTENANCE & CARE



Regular Rinse

Rinse base under warm water after each use, prevents mineral build up.



Deep Clean Routine

Soak base (not charging port) in 50/50 vinegar-water for 10-15 mins monthly



Battery Care

Charge fully before first use and every 2 months if unused. Avoid complete drain.



Filter Protection

Built-in non-removable metal mesh filter ensures smooth, clog-free flow.



Smart Storage

Empty + dry bottle, seal charging port, and store in a clean, dry place.



Bidet Buddy offers dedicated U.S.-based customer support for all inquiries.