

Lefant M3 Ultra

Lefant M3 Ultra Robot Vacuum and Mop Cleaner Instruction Manual

Model: M3 Ultra

Brand: Lefant

INTRODUCTION

This manual provides detailed instructions for the setup, operation, and maintenance of your Lefant M3 Ultra Robot Vacuum and Mop Cleaner. The M3 Ultra features 23000Pa suction, dToF laser navigation, PSD obstacle avoidance, 75°C hot water rotating mops with drying, and a 3.2L auto-emptying station. It supports dual-band WiFi and can be controlled via the Lefant App, Alexa, or Google Assistant.

Please read this manual thoroughly before using the product to ensure safe and efficient operation.

SETUP

1. Unpacking and Placement

Carefully remove all components from the packaging. Ensure all protective films and packing materials are removed from the robot and the self-cleaning station.

Pulizia senza stress, controllo senza sforzo



Image: Package contents and dimensions of the Lefant M3 Ultra and its self-cleaning station.

Place the self-cleaning station on a hard, level surface against a wall, ensuring there is at least 0.5 meters of clear space on either side and 1.5 meters in front for the robot to navigate.

2. Initial Charging

Connect the power cable to the self-cleaning station and plug it into a power outlet. Place the robot onto the charging contacts of the station. The robot will begin charging automatically. Ensure the robot is fully charged before its first use.

3. App Connection

To unlock all smart features, download the Lefant App on your smartphone.

1. Download the Lefant App from your app store.
2. Add your M3 Ultra robot vacuum cleaner to the app.
3. Connect to your 2.4 GHz or 5 GHz Wi-Fi network.
4. Power on the robot vacuum by pressing the button.
5. Press and hold the start button for 6 seconds.
6. Select M3 Ultra and wait for the robot to pair correctly.

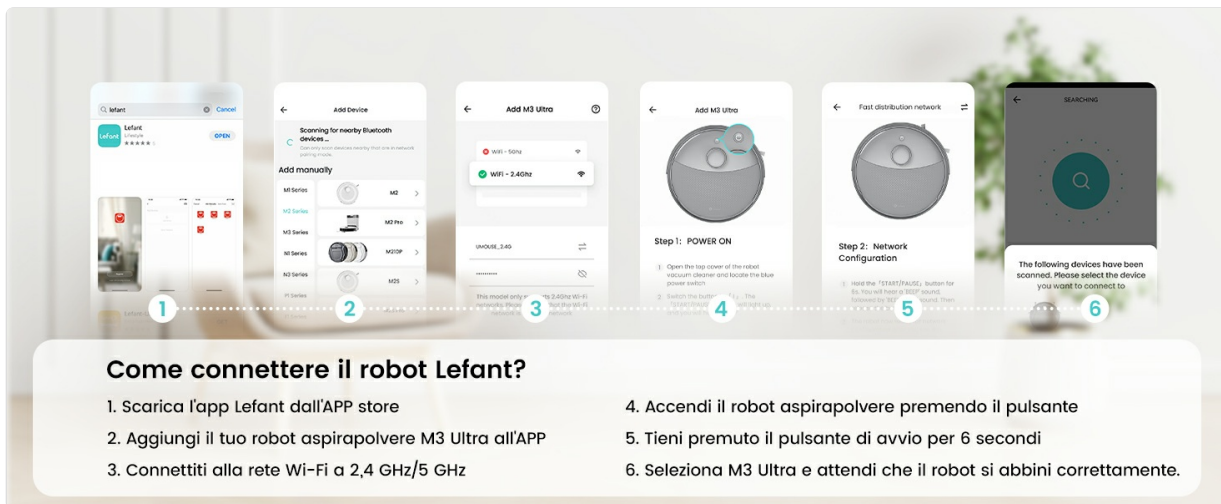


Image: Step-by-step guide for connecting the robot to the Lefant App.

4. Voice Assistant Integration (Optional)

The Lefant M3 Ultra is compatible with Amazon Alexa and Google Assistant.

For Alexa:

1. Open the Lefant App, go to "Mine" > "Third-party voice services" to access the service.
2. Register your voice account and password.
3. Open the Alexa App, go to "More" > "Skills & Games".
4. Search for "Smart Life".
5. Click "Enable to Use".
6. Select your region and enter the voice account and password from step 2.
7. Wait for the connection to complete successfully.

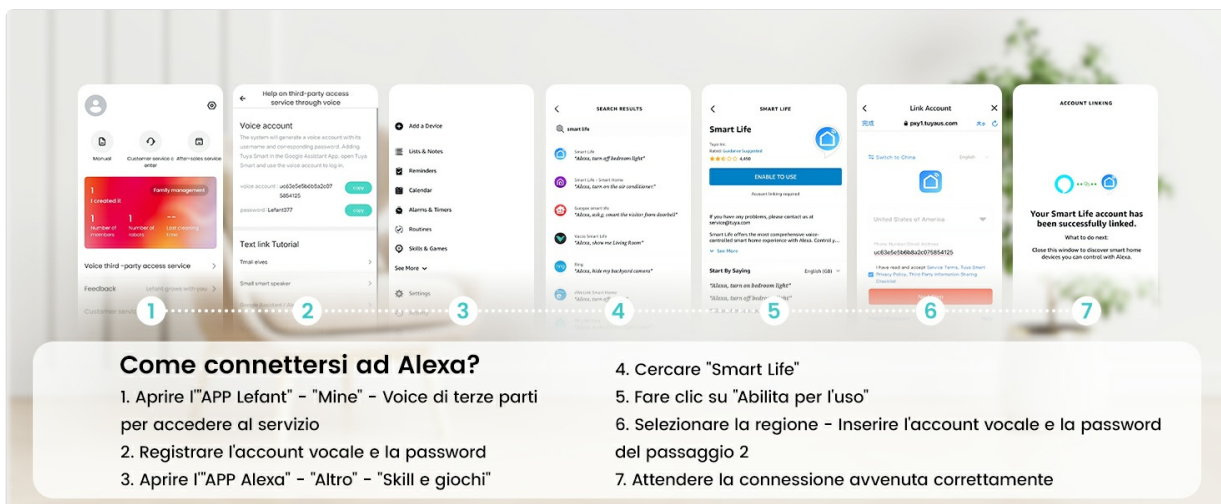


Image: Steps to integrate the robot with Amazon Alexa.

For Google Assistant: Follow similar steps within the Google Home app to link the Smart Life skill.

OPERATING INSTRUCTIONS

1. First Use and Mapping

For the first cleaning cycle, allow the robot to fully map your home. This creates a detailed map for efficient future cleaning. The 360° dToF laser navigation ensures precise mapping and path planning.



Image: Robot demonstrating dToF Laser Navigation for faster, wider, and precise mapping.

The robot can store up to 3 multi-level maps, making it suitable for multi-story homes.



Image: Multi-level mapping feature, allowing the robot to save maps for up to three different floors.

2. Cleaning Modes and Customization

Use the Lefant App to select various cleaning modes, set schedules, and customize cleaning preferences.

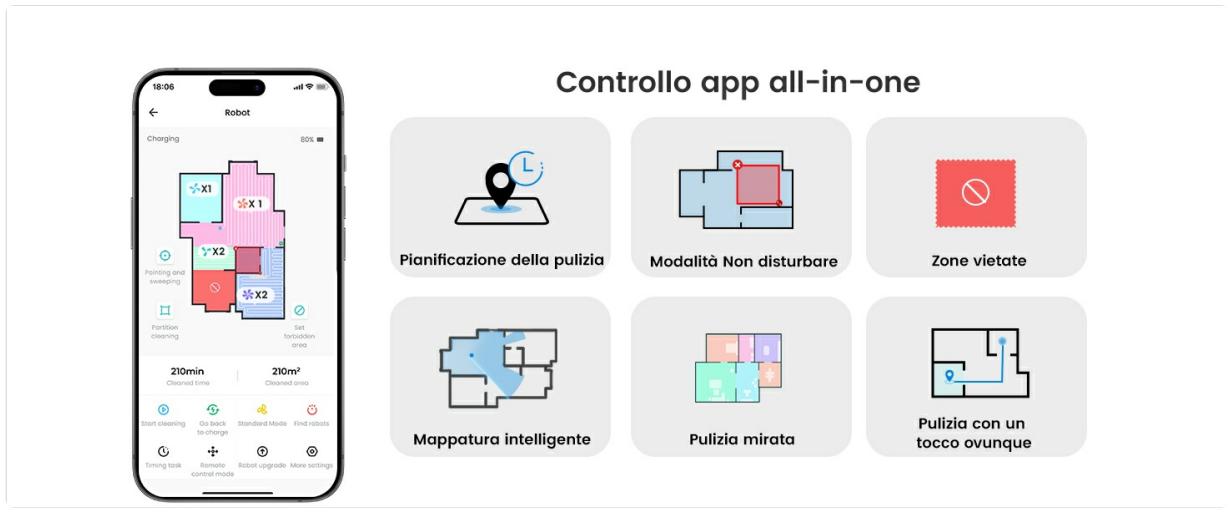


Image: All-in-one app control interface for managing cleaning tasks.

You can customize cleaning for specific rooms, set forbidden zones, and schedule weekly cleanings.



Image: Room-by-room customization options via the app.



Image: Setting intelligent forbidden zones to protect delicate areas.

3. Obstacle Avoidance

The robot uses 9 PSD sensors with 190° coverage and FreeMove technology to detect and avoid obstacles, including black, metallic, and transparent objects, even in low light conditions.



Image: Intelligent obstacle detection and avoidance, even for small objects.




Image: Robot intelligently detects and avoids obstacles in various lighting conditions.

4. Carpet Detection and Mop Lifting

When the robot detects a carpet, it automatically lifts its mops by 9mm to prevent wetting and tangling, while boosting suction power for effective carpet cleaning.



Image: Automatic mop lifting and boosted suction on carpets.

5. Extended Cleaning

The 5200 mAh battery provides up to 210 minutes of runtime, covering up to 220m² on a single charge. If the battery runs low during a cleaning cycle, the robot will return to its station, recharge, and resume cleaning from where it left off.

Pulizia a lunga durata

Grazie alla batteria potenziata, il nostro robot aspirapolvere può funzionare fino a 210 minuti, garantendo una pulizia ininterrotta per un'esperienza di pulizia migliorata.

210 m²

Portata massima di aspirazione

210 Mins

Autonomia massima

MAINTENANCE

1. Self-Cleaning Station

The all-in-one station automatically empties the dust bin into a 3.2L dust bag, washes the mops with 75°C hot water, and air-dries them. The dust bag needs replacement approximately every 120 days, depending on usage.

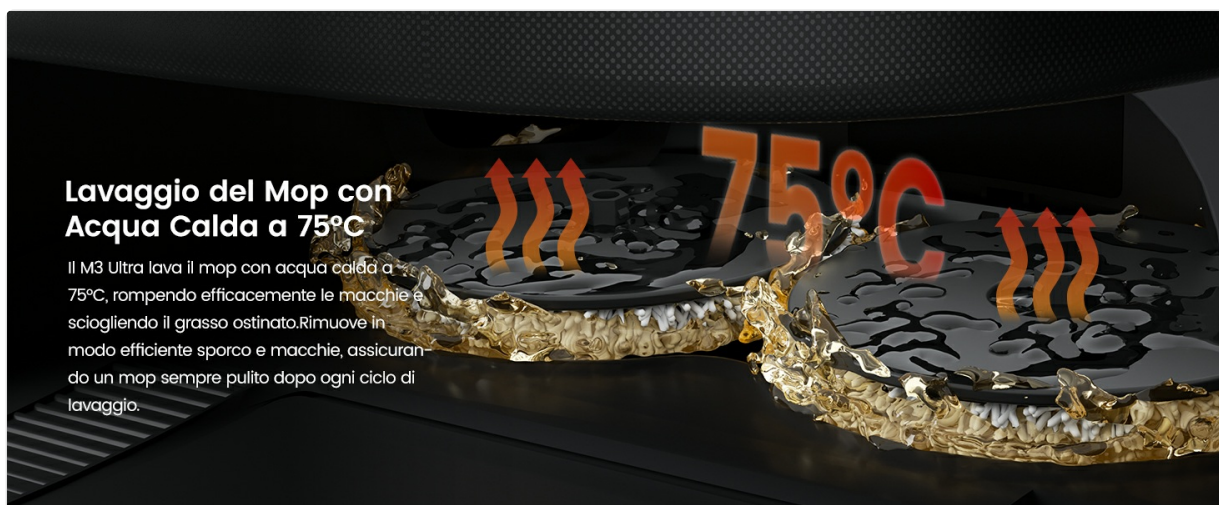


Image: Effortless maintenance with the all-in-one system.

Lefant

Lefant M3 Ultra
Nuova uscita nel 2026 |
Il tuo robot di pulizia tuttofare

- Autovuotante per 120 giorni
- Spugna rotante doppia
- Aspirazione potente da 23.000 Pa
- Pulizia profonda con acqua calda a 75°C
- Solleveramento spugna di 9 mm
- Evitamento ostacoli aggiornato
- Navigazione laser dToF
- Compatibilità con WiFi 5G

Image: 120 days of zero maintenance with automatic dust emptying.

2. Mop Cleaning and Drying

The station washes the mops with 75°C hot water to effectively dissolve grease, oily residues, and dry dirt, ensuring clean mops after each cycle. The mops are then air-dried to prevent odors and bacteria.



Image: Mop washing with 75°C hot water for deep cleaning.



Image: Natural air drying for mops, preventing deformation and odors.

The base of the station is removable for easy and quick cleaning.



Image: Self-cleaning system with a removable base for easy manual cleaning.

3. Brush Maintenance

The V-shaped central brush with double anti-tangle combs helps prevent hair tangles. Regularly check and clean the main brush and side brushes to maintain optimal performance.



Image: V-shaped main brush and double combs for tangle-free cleaning.

TROUBLESHOOTING

- **Robot not charging:** Ensure the charging contacts on both the robot and the station are clean and free of debris. Verify the power cable is securely connected to the station and the outlet.
- **Robot not starting/responding:** Check if the battery is charged. If the robot is unresponsive, try restarting it by holding the power button. Ensure no objects are obstructing its movement.
- **Poor cleaning performance:** Clean the main brush, side brushes, and filter. Ensure the dust bin is not full. If mopping, check the water tanks and ensure mops are clean.
- **Mapping issues:** Ensure the environment is well-lit during the initial mapping process. Clear any temporary obstacles that might interfere with the laser navigation. If issues persist, try resetting the map in the app and re-mapping.
- **App connectivity problems:** Ensure your Wi-Fi network is stable and both 2.4 GHz and 5 GHz bands are supported. Restart your router, smartphone, and robot. Re-pair the device in the app if necessary.
- **Water leakage from station:** Check all seals and connections of the water tanks. Ensure the dirty water tank is correctly seated and not overflowing. If the issue persists, contact customer support.
- **Robot gets stuck frequently:** Ensure the area is clear of small objects, cables, and loose rugs. Use the app to set forbidden zones for problematic areas.

For further assistance, refer to the detailed troubleshooting section in the Lefant App or contact customer support.

SPECIFICATIONS

| Feature | Detail |
|---------------------------|--|
| Brand | Lefant |
| Model Name | M3 Ultra |
| Recommended Surfaces | Multi-surface (hard floors, carpets) |
| Special Features | 360° dToF Navigation, 23,000 Pa Suction, Self-cleaning Station, Rotating Mops, App/Alexa/WiFi 5G Control |
| Color | Polar Gray |
| Control Unit Type | App Control |
| Filter Type | HEPA |
| Battery Life | 210 Minutes |
| Battery Cell Composition | Lithium Ion |
| Clean Water Tank Capacity | 2.5 Liters |
| Dirty Water Tank Capacity | 2.5 Liters |

| | |
|-------------------------|-----------------------|
| Dust Bag Capacity | 3.2 Liters |
| Power Source | Battery Powered |
| Batteries Included | Yes |
| Form Factor | Round |
| Included Components | Self-cleaning Station |
| Item Dimensions (LxWxH) | 32L x 32W x 9.7H cm |
| Item Weight | 9.7 Kilograms |
| Maximum Suction | 23000 Pa |
| Number of Power Levels | 2 |
| Indoor/Outdoor Use | Indoor |

WARRANTY INFORMATION

Lefant products typically come with a limited manufacturer's warranty. Please refer to the warranty card included in your product packaging or visit the official Lefant website for specific warranty terms and conditions, including coverage period and claim procedures.

Keep your proof of purchase (receipt or order confirmation) as it will be required for any warranty claims.

CUSTOMER SUPPORT

For technical support, troubleshooting assistance, or spare parts, please contact Lefant customer service through the following channels:

- **Lefant App:** Access support directly through the application.
- **Official Website:** Visit the Lefant official website for FAQs, support resources, and contact information.
- **Email Support:** Refer to your product documentation for the customer service email address.

When contacting support, please have your product model (M3 Ultra) and serial number ready.