

Dnxao Loft bed with desk

Dnxao Twin Loft Bed with L-Shaped Desk Instruction Manual

Model: Loft bed with desk

1. INTRODUCTION

This manual provides comprehensive instructions for the assembly, operation, and maintenance of your Dnxao Twin Loft Bed with L-Shaped Desk. Please read all instructions carefully before assembly and use to ensure safe and proper functionality of the product.



Image 1.1: Overview of the Dnxao Twin Loft Bed with L-Shaped Desk.

2. SAFETY INFORMATION

Adherence to these safety guidelines is crucial for preventing injury and ensuring the longevity of your loft bed.

- **Weight Limit:** The top bunk is designed to support a maximum weight of 400 lbs. Do not exceed this limit.
- **Mattress Thickness:** For the upper bunk, a mattress thickness of 4-6 inches is recommended to maintain adequate guardrail height.
- **Guardrails:** The upper bunk is equipped with 12.6-inch heightened guardrails for safety. Ensure they are always securely in place.
- **Anti-Tipping Device:** Utilize the provided metal anti-tip nails and secure the bed to a wall to prevent accidental tipping.
- **Ladder Safety:** The ladder features sturdy stairs with 4-inch wide pedals and handrails for safe climbing. Always use the ladder when accessing or exiting the upper bunk.
- **Assembly:** Ensure all components are correctly assembled and tightened according to the instructions before use. Regularly check all connections.

- **No Jumping:** Do not jump on the bed.
- **Children:** Supervise children using the loft bed, especially on the upper bunk.




Image 2.1: Details of the safety guardrail, sturdy triangle construction, and anti-tipping device.

3. SETUP AND ASSEMBLY

The Dnxao Twin Loft Bed is designed for straightforward assembly. Each part is labeled, and all necessary hardware and tools are included. Please follow the detailed instruction manual provided with your product for step-by-step guidance.

3.1. Pre-Assembly Checklist

- Verify all parts are present and undamaged by comparing them with the parts list in your manual.
- Ensure you have adequate space for assembly.
- Keep children and pets away from the assembly area.

3.2. Assembly Process

Refer to the included printed instruction manual for detailed diagrams and assembly steps. The bed frame features a buckle design for securely fixing metal slats, enhancing sturdiness and stability.



Image 3.1: Illustration of the easy assembly mechanism for the bed frame.




Image 3.2: The main components of the Dnxao Twin Loft Bed system.

4. FEATURES OVERVIEW

The Dnxao Twin Loft Bed is designed with multiple integrated features to maximize space and functionality.

4.1. L-Shaped Desk

A spacious L-shaped desk is integrated beneath the loft bed, providing ample workspace for computers, monitors, and other essentials. It includes two open triangular storage shelves for additional organization.

L-Shaped Desk + 2 Triangle Board Storage



Built-in Charging Station



125V/12A
[2 AC outlets]



5V/2.1A
[1 USB Port]



5V/2.1A
[1 Type-C Port]

Image 4.1: The L-shaped desk area with integrated storage and charging station.

4.2. Hall Tree

The integrated hall tree offers comprehensive storage solutions:

- Two fabric drawers for clothes or small items.
- Three open storage shelves.
- A dedicated hanging rod for shirts or jackets.
- A 1-tier shoe rack at the bottom.
- Four hooks for hanging bags, scarves, hats, and keys.
- A soft cushion bench for comfortable shoe changing.



Image 4.2: The hall tree's storage components and soft bench.

Bench with Soft Cushion Makes it easy for you to change shoes



Image 4.3: The soft cushion bench provides a comfortable spot for changing shoes.

4.3. Storage Headboard

The loft bed includes a large storage headboard with an upholstered backrest. It features one large open top shelf and five additional storage compartments, making items easily accessible from the bed.



Image 4.4: The storage headboard provides convenient access to items while in bed.

5. OPERATING INSTRUCTIONS

5.1. RGB LED Lights

The integrated RGB LED lights can be controlled via a remote control, key control, or a dedicated mobile application. They offer over 60,000 color options and 29 flashing modes, allowing for personalized ambiance.



Image 5.1: The RGB LED lights offer extensive customization options.

5.2. Charging Station

The built-in charging station includes two AC sockets (125V/12A), one USB port (5V/2.1A), and one Type-C port (5V/2.1A). This allows for convenient charging of various electronic devices such as phones, tablets, and gaming gear directly from the desk area.

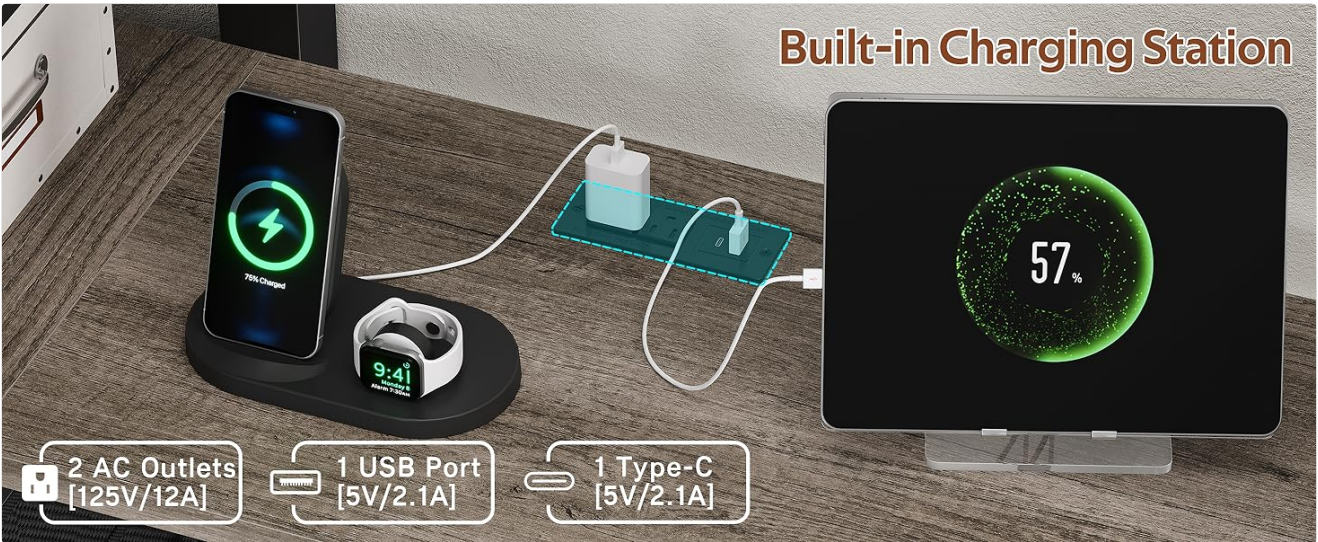


Image 5.2: The charging station provides convenient power access for electronic devices.

6. MAINTENANCE

Regular maintenance will help preserve the condition and functionality of your Dnxao Twin Loft Bed.

- **Cleaning:** Wipe down metal and wood surfaces with a soft, damp cloth. Avoid harsh chemicals that may damage the finish. For fabric components, spot clean with a mild detergent as needed.
- **Hardware Check:** Periodically inspect all bolts, screws, and connections to ensure they remain tight. Retighten as necessary to maintain structural integrity.
- **Electrical Components:** Ensure the LED light strips and charging station cables are not pinched or damaged. If any electrical component malfunctions, discontinue use and contact customer support.
- **Anti-Tipping Device:** Verify the anti-tipping device remains securely fastened to the wall.

7. TROUBLESHOOTING

If you encounter any issues with your Dnxao Twin Loft Bed, refer to the following common solutions:

- **Bed feels unstable:** Check all assembly hardware to ensure bolts and screws are fully tightened. Verify the anti-tipping device is properly installed and secured to the wall.
- **LED lights not working:** Ensure the power adapter is securely plugged into a working outlet and the light strip connection is firm. Check the remote control battery if applicable.
- **Charging station not providing power:** Confirm the charging station is plugged into a live AC outlet. Test with different devices and cables to rule out device-specific issues.
- **Missing parts during assembly:** Double-check all packaging. If parts are genuinely missing, contact Dnxao customer support with your purchase details.

For issues not covered here, please contact Dnxao customer support.

8. SPECIFICATIONS

Detailed specifications for the Dnxao Twin Loft Bed with L-Shaped Desk:

Feature	Detail
---------	--------

Feature	Detail
Size	Twin
Product Dimensions	87.5"L x 42.6"W x 78"H
Color	Grey
Brand	Dnxao
Included Components	1 x Installation Manual, 1 x Easy Assemble Tool, 1 x Loft Bed Frame, 1 x L-Shaped Desk, Large Storage Headboard with Upholstered Backrest, 1 x Hall Tree, 13 x Metal Slats, 12.6"-High Guardrails, 2x Fabric Drawers, 1 x LED Light Strips, 5 Tier Storage Shelves, 1 x Power Outlets
Finish Type	Powder Coated
Weight Limit (Top Bunk)	400 Pounds
Item Weight	130 Pounds
Furniture Finish	Linen
Assembly Required	Yes
Form Factor	Bunk Bed, Loft Bed, Twin Loft Bed, Loft Bed with Desk, Loft Bed Twin Size
Headboard Material	Wood
Manufacturer	DNXAO
Item Model Number	Loft bed with desk
First Available Date	September 24, 2025

TWIN



Capacity Load
400 LBS



Recommended
Mattress: 4"-6"

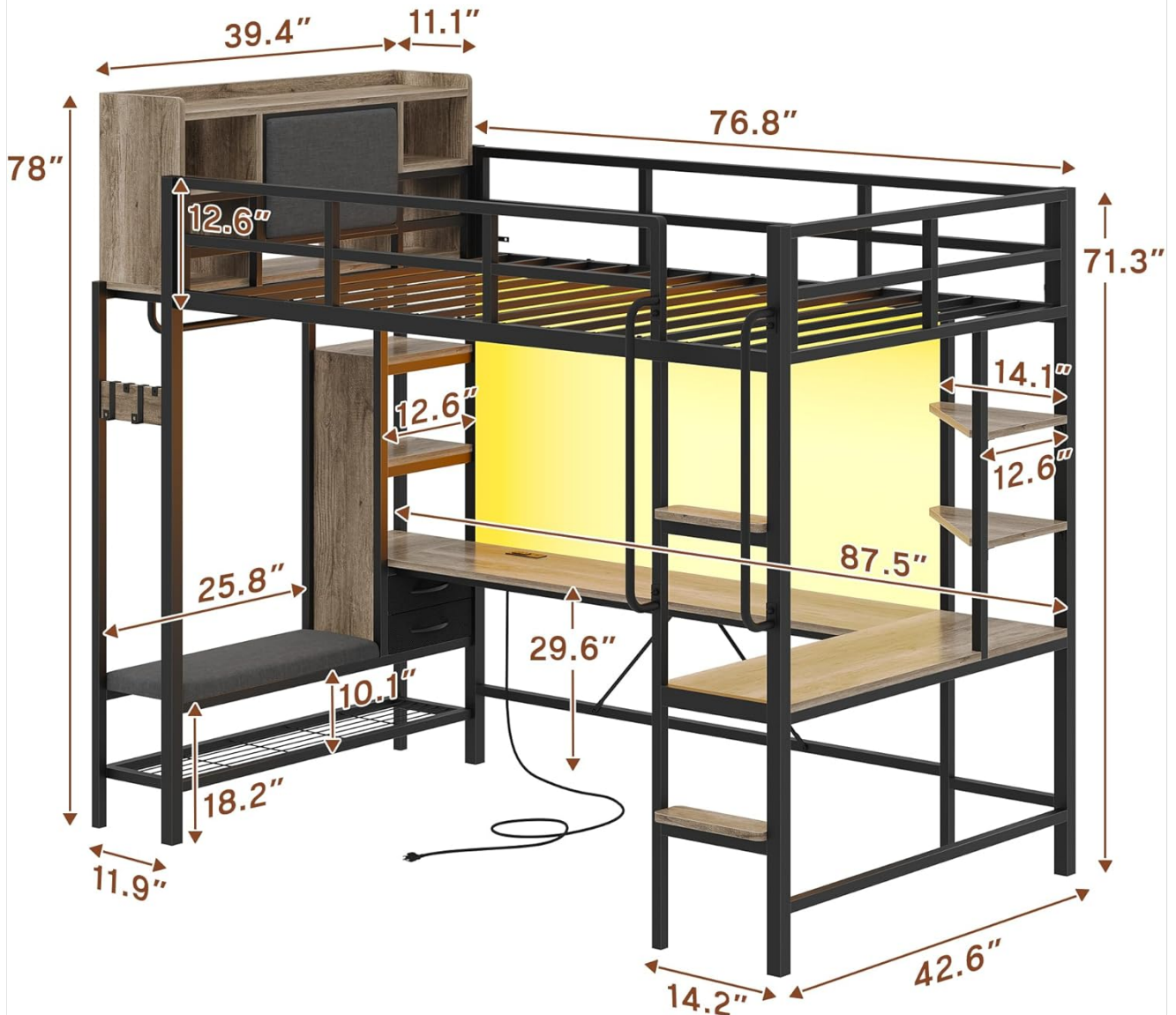


Image 8.1: Dimensional diagram of the Dnxao Twin Loft Bed.

9. WARRANTY AND SUPPORT

For warranty information and customer support, please refer to the documentation included with your purchase or contact Dnxao directly through their official channels. Keep your proof of purchase for warranty claims.




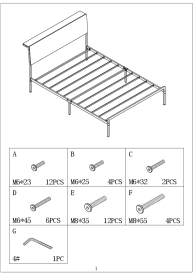

10. PRODUCT VIDEO OVERVIEW

Watch this video for a visual overview of the Dnxao Twin Loft Bed with L-Shaped Desk and its features.

Your browser does not support the video tag.

Video 10.1: An overview of the Dnxao Twin Loft Bed with Desk and Storage features.

Related Documents - Loft bed with desk

<p>Loft Bed</p> 	<p>Loft Bed Assembly Instructions and User Guide</p> <p>Comprehensive assembly instructions and user guide for a Loft Bed with desk, including parts list, hardware list, precautions, troubleshooting, and step-by-step assembly diagrams. Ensure safe and correct installation.</p>
	<p>Assembly Instructions for Metal Loft Bed WF199523/WF199524</p> <p>Detailed assembly instructions for the ANBAZAR Metal Twin Loft Bed with L-shaped Desk and Ladder. Includes part list, hardware list, and step-by-step guidance for assembly.</p>
	<p>VECELO Bed Frame Installation Manual and Product Information</p> <p>Comprehensive guide for assembling the VECELO Bed Frame, including troubleshooting tips, return policy, and component details. Covers various sizes and provides step-by-step instructions.</p>
	<p>Inbox Zero L-Shaped Desk User Manual and Assembly Guide</p> <p>Comprehensive user manual and assembly guide for the Inbox Zero L-Shaped Desk, featuring detailed instructions, parts list, safety precautions, and troubleshooting tips for home office setup.</p>
	<p>Assembly Instructions: Wrought Studio LED Bed Frame with Storage Headboard</p> <p>Step-by-step assembly guide for the Wrought Studio LED Bed Frame with Storage Headboard, detailing hardware, parts, and assembly steps for a metal platform bed.</p>
	<p>Full Size Loft Bed Assembly Instructions with Desk and LED</p> <p>Comprehensive assembly guide for the Full Size Loft Bed with L-shaped desk and LED lighting. Includes safety warnings, detailed parts and hardware lists, and step-by-step instructions for a safe and correct setup.</p>